

AGREEMENT

THIS AGREEMENT, by and between LEON COUNTY, FLORIDA, a charter county and a political subdivision of the State of Florida, hereinafter referred to as the ("County"), and SHAFFIELD BUILDING SPECIALTIES, INC., hereinafter referred to as the ("Contractor"), both collectively referred to as (the "Parties") is entered into as of the date of last signature below. For good and valuable consideration, the receipt and sufficiency of which are hereby acknowledged, the Parties agree as follows:

1. SERVICES TO BE PROVIDED

The Contractor agrees to provide to the County the following services related to the construction of entry signs, roadway enhancements, kayak launch, boardwalk, and parking infrastructure in accordance with: 1) Bid# BC-03-25-21-17, which is attached hereto and incorporated herein as Exhibit A; and 2) the Contractor's bid submission, attached hereto and incorporated herein as Exhibit B. If any provision contained in this Agreement conflicts with any provision in Exhibit A or Exhibit B, the provision contained in this Agreement shall govern and control.

2. WORK

Contractor understands that no amount of work is guaranteed to it nor is the County under any obligation to utilize the services of the Contractor in those instances where the services to be provided can be done by County personnel or under separate contract. Any work to be performed shall be upon the written request of the County Administrator or his designee, which request shall set forth the commencement date of such work and the time within which such work shall be completed.

The performance of Leon County of any of its obligations under this Agreement shall be subject to and contingent upon the availability of funds lawfully expendable for the purposes of this Agreement for the current and any future periods provided for within the bid specifications.

In their discretion, the Parties may negotiate for any related products or services not specifically addressed herein, provided that this Agreement does not create any enforceable obligations regarding such products and services.

3. TIME AND LIQUIDATED DAMAGES

The work to be performed under this Agreement shall be commenced within fifteen (15) days of the Notice to Proceed. All work to be performed under this Agreement shall be completed within ninety (90) consecutive calendar days of the Notice to Proceed. If the work to be performed under this Agreement is not completed within the time set forth above, or within such extra time as may be granted by the County, the Contractor shall be deemed to be in default. For each day the Contractor is in default, the Contractor or its Surety shall pay to the County, not as a penalty, but as liquidated damages, an amount of \$3,000 per day.

Permitting the Contractor to continue and finish the work or any part of it after the expiration of this Agreement time allowed, including extensions, if any, shall in no way act as a waiver on the part of the County of the liquidated damages due under this Agreement.

4. TIME OF THE ESSENCE

Time is of the essence in performing the duties, obligations, and responsibilities required by this Agreement.

5. CONTRACT SUM

The Contractor agrees that for the performance of the Services as outlined in Section 1 above, it shall be remunerated by the County according to the unit prices contained in the Contractor's bid proposal, Exhibit B, which is attached hereto.

6. PAYMENTS

The County shall make payments to the Contractor within forty-five (45) days of submission and approval of invoice for services.

7. PROMPT PAYMENT INFORMATION REQUIREMENTS AND NOTICES

A. The County Project Manager is:

Name: Felton Ard
Street Address: 2280 Miccosukee Road
City, State, Zip Code: Tallahassee, Florida 32308
Telephone: 850-606-1400
E-mail: ArdF@leoncountyfl.gov

B. The Contractor's Project Manager is:

Name: Zachary Joanos
Street Address: 1515 Henway Court
City, State, Zip Code: Tallahassee, FL 32303
Telephone: 850-518-4282
E-mail: zjoanos@shaffieldbuilding.com

C. Notices to the Contractor are to be submitted to:

Name: Zachary Joanos
Street Address: 1515 Henway Court
City, State, Zip Code: Tallahassee, FL 32303
Telephone: (850) 518-4282
E-mail: zjoanos@shaffieldbuilding.com

D. Invoices are to be submitted to:

Name: Felton Ard
Street Address: 2280 Miccosukee Road
City, State, Zip Code: Tallahassee, Florida 32308
Telephone: 850-606-1400
E-mail: ArdF@leoncountyfl.gov

E. Proper form for an invoice is:

A numbered document with date of invoice; reference to the County purchase order number; itemized listing of all goods and services being billed with unit prices and extended pricing; vendor's name, address, billing contact person information, and Federal tax identification number. The invoice must be properly addressed to the Division listed on the County purchase order and delivered to that address. Delivery to another County address will void the invoice, and it shall be of no force and effect.

F. Payment Dispute Resolution: Section 14.1 of the Leon County Purchasing Policy details the policy and procedures for payment disputes under this Agreement.

8. DISPUTES/REMEDIES

A. All disputes arising under or relating to this Agreement shall be resolved in accordance with this Section, except for disputes related to payments and payment disputes, which shall be addressed and resolved in accordance with Leon

County Policy 96-1, as amended.

- B. The Parties shall attempt to resolve all disputes that arise under this Agreement in good faith and in accordance with the following procedure:
- 1) The aggrieved Party shall give written notice to the other Party setting forth the nature of the dispute, date of occurrence (if known), and proposed equitable resolution.
 - 2) Representatives of both Parties shall meet at the earliest opportunity to discuss and resolve the dispute. If the dispute is resolved to the mutual satisfaction of both, they shall report their decision to the Parties in writing.
 - 3) If those representatives are unable to reconcile the dispute, they shall report their impasse to the appropriate County Director and the Contractor's designee, who, at their earliest opportunity, shall meet and attempt to reconcile the dispute.
 - 4) Should the Director and the Contractor's designee fail to resolve the dispute, they shall report their impasse to the County Administrator, or authorized representative, and the Contractor's designee, who, at their earliest opportunity, shall review and attempt to resolve the dispute.
 - 5) If the County Administrator and the Contractor's designee are not able to amicably resolve the dispute within fifteen (15) business days after the impasse is reported to them, then either Party can pursue whatever forms of relief that may be available to it under this Agreement, at law, or in equity.

9. STATUS

The Contractor at all times relevant to this Agreement shall be an independent contractor and in no event shall the Contractor nor any employees or sub-contractors under it be considered to be employees of the County.

10. INSURANCE

Contractor shall, at its sole expense, procure and maintain for the duration of this Agreement insurance against claims for injuries to persons or damages to property which may arise from or in connection with the performance of the work hereunder by the Contractor, its agents, representatives, employees or subcontractors. The cost of such insurance shall be included in the Contractor's bid.

A. Minimum Limits of Insurance. Contractor shall maintain limits no less than:

- 1) General Liability: \$1,000,000 combined single limit per occurrence for bodily injury, personal injury and property damage. If Commercial General Liability Insurance or other form with a general aggregate limit is used, either the general aggregate limit shall apply separately to this project/location or the general aggregate limit shall be twice the required occurrence limit.
- 2) Automobile Liability: \$1,000,000 combined single limit per accident for bodily injury and property damage. (Non-owned, Hired Car).
- 3) Workers' Compensation and Employers Liability: Insurance covering all employees meeting Statutory Limits in compliance with the applicable state and federal laws and Employer's Liability with a limit of \$500,000 per accident, \$500,000 disease policy limit, \$500,000 disease each employee. Waiver of Subrogation in lieu of Additional Insured is required.

B. Deductibles and Self-Insured Retentions

Any deductibles or self-insured retentions must be declared to and approved by the County. At the option of the County, either: the insurer shall reduce or eliminate such deductibles or self-insured retentions as respects the

County, its officers, officials, employees and volunteers; or the Contractor shall procure a bond guaranteeing payment of losses and related investigations, claim administration, and defense expenses.

C. Other Insurance Provisions

The policies are to contain, or be endorsed to contain, the following provisions:

1) General Liability and Automobile Liability Coverages (County is to be named as Additional Insured).

- a. The County, its officers, officials, employees and volunteers are to be covered as insureds as respects: liability arising out of activities performed by or on behalf of the Contractor, including the insured's general supervision of the Contractor; products and completed operations of the Contractor; premises owned, occupied or used by the Contractor; or automobiles owned, leased, hired or borrowed by the Contractor. The coverage shall contain no special limitations on the scope of protections afforded the County, its officers, officials, employees or volunteers.
- b. The Contractor's insurance coverage shall be primary insurance as respects the County, its officers, officials, employees and volunteers. Any insurance of self-insurance maintained by the County, its officers, officials, employees, or volunteers shall be in excess of the Contractor's insurance and shall not contribute with it.
- c. Any failure to comply with reporting provisions of the policies shall not affect coverage provided to the County, its officers, officials, employees, or volunteers.
- d. The Contractor's insurance shall apply separately to each insured against whom claims are made or suit is brought, except with respect to the limits of the insurer's liability.

2) All Coverages

Each insurance policy required by this clause shall be endorsed to state that coverage shall not be suspended, voided, canceled by either party, reduced in coverage or in limits except after thirty (30) days' prior written notice by certified mail, return receipt requested, has been given to the County.

- D. Acceptability of Insurers. Insurance is to be placed with insurers with a Best's rating of no less than A:VII.
- E. Verification of Coverage. Contractor shall furnish the County with certificates of insurance and with original endorsements effecting coverage required by this clause. The certificates and endorsements for each insurance policy are to be signed by a person authorized by that insurer to bind coverage on its behalf. All certificates and endorsements are to be received and approved by the County before work commences. The County reserves the right to require complete, certified copies of all required insurance policies at any time.
- F. Subcontractors. Contractors shall include all subcontractors as insureds under its policies or shall furnish separate certificates and endorsements for each subcontractor. All coverages for subcontractors shall be subject to all the requirements stated herein.

11. PERMITS

The Contractor shall obtain all necessary permits as required by law to lawfully perform the obligations under this Agreement.

12. LICENSES & REGISTRATIONS

The Contractor shall be responsible for obtaining and maintaining any licenses, certifications, and/or registrations required pursuant to the laws of Leon County, the City of Tallahassee, or the State of Florida, or any other applicable state or federal law. Should the Contractor, by reason of revocation, failure to renew, or any other reason, fail to maintain its license, certification, and/or registration necessary to operate, the Contractor shall be in default of this Agreement as of the date such license, certification, and/or registration is lost.

The Contractor shall be registered to do business with the Florida Department of State prior to execution of this

Agreement unless Contractor provides written verification of its exempt status. See applicable sections of Title XXXVI, Business Organizations, Chapters 605 through 623, F.S.).

13. WARRANTY OF PERFORMANCE

A. Warranty

The Contractor represents and warrants that it possesses the knowledge, skill, experience, and financial capability required to perform and provide all services under this Agreement and that each person and entity that will provide the services is duly qualified to perform such services by all appropriate governmental authorities, where required, and is sufficiently experienced and skilled in the area(s) for which such person or entity will render such services. The Contractor represents and warrants that the services shall be performed in a skillful and respectful manner, and that the quality of all such services shall equal or exceed prevailing industry standards for the provision of such services.

B. Breach of Warranty

In entering into this Agreement, the Contractor acknowledges that the County is materially relying on the warranties stated in this paragraph. The County shall be entitled to recover any damages it incurs to the extent any such warranty is untrue. In addition, if any such warranty is false, the County shall have the right, at its sole discretion, to terminate this Agreement without any further liability to the County, to deduct from any amounts due Contractor under this Agreement the full amount of any value paid in violation of a warranty, and to recover all sums paid to Contractor under this Agreement.

14. ASSIGNMENTS

This Agreement shall not be assigned or sublet in whole or in part without the written consent of the County nor shall the Contractor assign any monies due or to become due to it hereunder without the previous written consent of the County.

15. PAYMENT AND PERFORMANCE BOND

A Payment and Performance Bond in the amount of 100% of the estimated project cost shall be supplied by the Contractor at the time of Agreement execution. Also, a Payment and Material Bond for the Agreement amount shall be supplied by the Contractor at the same time.

Payment and Performance and Material Bonds shall provide that, in the event of non-performance on the part of the Contractor the bond can be presented for honor and acceptance at an authorized representative or institution located in Tallahassee, Florida. The Payment and Performance Bond shall be in the following form:

PUBLIC CONSTRUCTION BOND
Bond No.(enter bond number)

BY THIS BOND, We _____, as Principal and _____ a corporation, as Surety, are bound to _____, herein called Owner, in the sum of \$ _____, for payment of which we bind ourselves, our heirs, personal representatives, successors, and assigns, jointly and severally.

THE CONDITION OF THIS BOND is that if Principal:

1. Performs the Agreement dated _____, between Principal and Owner for construction of _____, the Agreement being made a party of this bond by reference, at the time and in the manner prescribed in the contract; and
2. Promptly makes payments to all claimants, as defined in Section 255.05(1), Florida Statutes, supplying Principal

with labor, materials, or supplies, used directly or indirectly by Principal in the prosecution of the work provided for in the Agreement; and

3. Pays Owner all losses, damages, expenses, costs, and attorney's fees, including appellate proceedings, that Owner sustains because of a default by Principal under the contract; and

4. Performs the guarantee of all work and materials furnished under the Agreement for the time specified in the Agreement, then this bond is void; otherwise it remains in full force.

Any action instituted by a claimant under this bond for payment must be in accordance with the notice and time limitation provisions in Section 255.05(2), Florida Statutes.

Any changes in or under the Agreement documents and compliance or noncompliance with any formalities connected with the Agreement or the changes does not affect Surety's obligation under this bond.

DATED on this the day of , 20__.

(Name of Principal)

By:

(As Attorney-In-Fact)

(Name of Surety)

Payment bonds executed as a result of the requirements herein by a surety shall make reference to Section 255.05, Florida Statutes, by number and shall contain reference to the notice and time limitation provisions in Section 255.05, Florida Statutes.

16. INDEMNIFICATION

The Contractor shall indemnify and hold harmless the County, its officials, officers and employees from and against all claims, liabilities, damages, losses, costs, including, but not limited to, reasonable attorneys' fees, or suits of any nature whatsoever arising out of, because of, or due to any acts or omissions of the Contractor, its delegates, employees and agents arising out of or under this Agreement.

The County may, at its sole option, defend itself or require the Contractor to provide the defense. The Contractor acknowledges that the sum of ten dollars (\$10.00) of the amount paid to the Contractor, and the premises and covenants herein, constitute sufficient consideration for the Contractor's indemnification of the County, its officials, officers and employees.

It is understood that the Contractor's responsibility to indemnify and defend the County, its officials, officers and employees is limited to the Contractor's proportionate share of liability caused by the negligent acts or omissions of the Contractor, its delegates, agents, or employees.

17. MINORITY BUSINESS ENTERPRISE (M/WBE) PARTICIPATION

The Contractor shall meet or exceed the M/WBE participation levels stated in the Contractor's M/WBE Participation Statement included as part of the Contractor's response for this project, see Exhibit B, attached hereto and made a part hereof.

The Contractor shall provide a monthly report to the Leon County Minority, Women and Small Business Enterprise

Division in a format and manner prescribed by the Division. The report shall, at a minimum, indicate the business name of each certified Minority Business Enterprise or Women Business Enterprise sub-contractor utilized, the amount paid, the type of work performed, the appropriate invoice date, and the payment date to the Division.

Should Contractor's sub-contractor utilization fall below the level required in this Agreement or should Contractor substitute MWBE sub-contractors without prior written approval of the Division, the Contractor may be in breach of the Agreement. Contractors found in breach of their Agreement with the County may be suspended from bidding on and/or participation in any future County projects for up to three (3) years as provided in the Purchasing Policy 96-1.

Any change in the subcontractor utilization as listed on the participation plan (Exhibit B), must be approved by the MWSBE Division. Should the Contractor determine that the MWBE named in their participation plan submittal is unavailable or cannot perform the work, the Contractor shall request a change order. Such change order must be submitted to the MWSBE Division in writing at 315 S. Calhoun Street, Suite 450, Tallahassee, Florida 32301 or by email to Darryl Jones, Deputy Director at DJones@oeforbusiness.org, LaTanya Raffington at lraffington@oeforbusiness.org, or Shanea Wilks at swilks@oeforbusiness.org.

18. AUDITS, RECORDS, AND RECORDS RETENTION

The Contractor agrees:

- A. To establish and maintain books, records, and documents (including electronic storage media) in accordance with generally accepted accounting procedures and practices, which sufficiently and properly reflect all revenues and expenditures of funds provided by the County under this Agreement.
- B. To retain all client records, financial records, supporting documents, statistical records, and any other documents (including electronic storage media) pertinent to this Agreement for a period of five (5) years after termination of the Agreement, or if an audit has been initiated and audit findings have not been resolved at the end of five (5) years, the records shall be retained until resolution of the audit findings or any litigation which may be based on the terms of this Agreement.
- C. Upon completion or termination of this Agreement and at the request of the County, the Contractor will cooperate with the County to facilitate the duplication and transfer of any said records or documents during the required retention period as specified in paragraph 1 above.
- D. To assure that these records shall be subject at all reasonable times to inspection, review, or audit by Federal, state, or other personnel duly authorized by the County.
- E. Persons duly authorized by the County and Federal auditors, pursuant to 45 CFR, Part 92.36(l)(10), shall have full access to and the right to examine this Agreement and related records and documents, regardless of the form in which kept, at all reasonable times for as long as records are retained.
- F. To include these aforementioned audit and record keeping requirements in all approved subcontracts and assignments.

IF THE CONTRACTOR HAS QUESTIONS REGARDING THE APPLICATION OF CHAPTER 119, FLORIDA STATUTES, TO THE CONTRACTOR'S DUTY TO PROVIDE PUBLIC RECORDS RELATING TO THIS AGREEMENT, CONTACT THE CUSTODIAN OF PUBLIC RECORDS AT:

**LEON COUNTY PURCHASING DIVISION
ATTN: SHELLY KELLEY, PURCHASING DIRECTOR
1800-3 N. BLAIRSTONE ROAD
TALLAHASSEE, FLORIDA 32308**

PHONE: 850-606-1600

EMAIL: KELLEYS@LEONCOUNTYFL.GOV

19. MONITORING

The agreement will require the Contractor to permit persons duly authorized by the County to inspect any records, papers, documents, facilities, goods, and services of the Contractor which are relevant to this Agreement and interview any clients and employees of the provider to assure the County of satisfactory performance of the terms and conditions of this Agreement.

Following such evaluation, the County will deliver to the Contractor a written report of its findings and will include written recommendations with regard to the Contractor's performance of the terms and conditions of this Agreement. The Contractor will correct all noted deficiencies identified by the County within the specified period of time set forth in the recommendations. The Contractor's failure to correct noted deficiencies may, at the sole and exclusive discretion of the County, result in any one or any combination of the following: (1) the Contractor being deemed in breach or default of this Agreement; (2) the withholding of payments to the Contractor by the County; and (3) the termination of this Agreement for cause.

20. TERMINATION

Leon County may terminate this Agreement without cause by giving the Contractor thirty (30) days written notice of termination. Either party may terminate this Agreement for cause by giving the other party hereto thirty (30) days written notice of termination. The County shall not be required to give Contractor such thirty (30) day written notice if, in the opinion of the County, the Contractor is unable to perform its obligations hereunder or, in the County's opinion, the services being provided are not satisfactory. In such case, the County may immediately terminate the Agreement effective upon mailing a notice of termination to the Contractor.

21. PURCHASES BY OTHER PUBLIC AGENCIES

With the consent and agreement of the successful bidder(s), purchases may be made under this bid by other governmental agencies or political subdivisions within the State of Florida. Such purchases shall be governed by the same pricing, terms and conditions stated herein with no deviations allowed. This agreement in no way restricts or interferes with the right of any public agency or political subdivision to bid any or all of the items or services independently.

22. PUBLIC ENTITY CRIMES STATEMENT

In accordance with Section 287.133, Florida Statutes, Contractor hereby certifies that to the best of its knowledge and belief neither Contractor nor its affiliates has been convicted of a public entity crime.

23. UNAUTHORIZED ALIEN(S)

The Contractor agrees that unauthorized aliens shall not be employed nor utilized in the performance of the requirements of this Agreement. The County shall consider the employment or utilization of unauthorized aliens a violation of Section 274A(e) of the Immigration and Naturalization Act (8 U.S.C. 1324a). Such violation shall be grounds for termination of this Agreement by the County.

24. EMPLOYMENT ELIGIBILITY VERIFICATION

A. Contractor agrees that it will enroll and participate in the federal E-Verify Program for Employment Verification under the terms provided in the "Memorandum of Understanding" governing the program. Contractor further agrees to provide to the County, within thirty days of the effective date of this Agreement, documentation of such enrollment in the form of a copy of the E-Verify "'Edit Company Profile' screen", which contains proof of enrollment in the E-Verify Program (this page can be accessed from the "Edit Company Profile" link on the left

navigation menu of the E-Verify employer's homepage).

- B. Contractor further agrees that it will require each subcontractor that performs work under this Agreement to enroll and participate in the E-Verify Program within sixty days of the effective date of this Agreement or within sixty days of the effective date of the Agreement between the Contractor and the subcontractor, whichever is later. The Contractor shall obtain from the subcontractor(s) a copy of the "Edit Company Profile" screen indicating enrollment in the E-Verify Program and make such record(s) available to the County upon request.
- C. Contractor will utilize the U.S. Department of Homeland Security's E-Verify system to verify the employment eligibility of: (a) all persons employed during the term of this Agreement by Contractor to perform employment duties within Florida; and (b) all persons (including subcontractors) assigned by Contractor to perform work pursuant to this Agreement.
 - 1) Contractor must use E-Verify to initiate verification of employment eligibility for all persons employed during the term of this Agreement by Contractor to perform employment duties within Florida within 3 business days after the date of hire.
 - 2) Contractor must initiate verification of each person (including subcontractors) assigned by Contractor to perform work pursuant to this Agreement within 60 calendar days after the date of execution of this Agreement or within 30 days after assignment to perform work pursuant to this Agreement, whichever is later.
- D. Contractor further agrees to maintain records of its participation and compliance with the provisions of the E-Verify program, including participation by its subcontractors as provided above, and to make such records available to the County or other authorized state entity consistent with the terms of the Memorandum of Understanding.
- E. Compliance with the terms of this Employment Eligibility Verification provision is made an express condition of this Agreement and the County may treat a failure to comply as a material breach of this Agreement.

25. NON-WAIVER

Failure by the County to enforce or insist upon compliance with any of the terms or conditions of this Agreement or failure to give notice or declare this Agreement terminated shall not constitute a general waiver or relinquishment of the same, or of any other terms, conditions or acts; but the same shall be and remain at all times in full force and effect.

26. DELAY

No claim for damages or any claim other than for an extension of time shall be made or asserted against the County by reason of any delays. The Contractor shall not be entitled to an increase in the contract sum or payment or compensation of any kind from the County for direct, indirect, consequential, impact or other costs, expenses or damages, including but limited to costs of acceleration or inefficiency, arising because of delay, disruption, interference or hindrance from any cause whatsoever, whether such delay, disruption, interference or hindrance be reasonable or unreasonable, foreseeable or unforeseeable, or avoidable or unavoidable; provided, however, that this provision shall not preclude recovery of damages by the Contractor for hindrances or delays due solely to fraud, bad faith, or active interference on the part of the County or its agents. Otherwise, the Contractor shall be entitled only to extensions of this Agreement time as the sole and exclusive remedy for such resulting delay, in accordance with and to the extent specifically provided above.

27. REVISIONS

In any case where, in fulfilling the requirements of this Agreement or of any guarantee, embraced in or required thereby it is necessary for the Contractor to deviate from the requirements of this Agreement, Contractor shall obtain the prior written consent of the County.

28. FORCE MAJEURE

If either of the Parties is prevented from or delayed from performing any obligations under this Agreement (except payment or financial obligations) by circumstances beyond its control, including but not limited to fires, hurricanes, severe weather, floods, pandemics, quarantines, war, civil disturbances, acts of terrorism, acts of God, or significant threats of such circumstances, or any future laws, rules, regulations, orders, or acts of any local, state, or federal government (collectively "Force Majeure"), then the affected party shall be excused from performance hereunder during the period of inability to perform. The party claiming Force Majeure shall promptly notify the other party in writing when upon learning of the existence of a Force Majeure condition, and when the Force Majeure condition has terminated. Notwithstanding anything in this Agreement to the contrary, the term "Force Majeure" does not include or excuse performance under this Agreement for events related to increased costs associated with fuel, labor, labor disputes, insurance, or other expenses of performing the obligations hereunder.

29. SOVEREIGN IMMUNITY

Nothing herein is intended to serve as a waiver of sovereign immunity by the County nor shall anything included herein be construed as consent by the County to be sued by third parties in any matter arising out of this Agreement. The County is included within the definition of "state agencies or subdivisions" in section 768.28, Florida Statutes, and shall be responsible for the negligent or wrongful acts or omissions of its employees pursuant to section 768.28, Florida Statutes.

30. THIRD PARTY BENEFICIARIES

Neither the County nor the Contractor intends to directly or substantially benefit a third party by this Agreement. Therefore, the Parties acknowledge that there are no third-party beneficiaries to this Agreement and no third party shall be entitled to assert a right or claim against either of the Parties based upon this Agreement.

31. LAW, JURISDICTION, VENUE, WAIVER OF JURY TRIAL

This Agreement shall be interpreted and construed in accordance with and governed by the laws of the State of Florida. Venue for all actions arising from, related to, or in connection with this Agreement shall be in the state courts of the Second Judicial Circuit in and for Leon County, Florida. If any claim arising from, related to, or in connection with this Agreement must be litigated in federal court, the exclusive venue for any such lawsuit shall be in the United States District Court or United States Bankruptcy Court for the Northern District of Florida. By entering into this Agreement, the County and Contractor hereby expressly waive any rights either party may have to a trial by jury of any civil litigation related to this Agreement.

32. CONSTRUCTION

The validity, construction, and effect of this Agreement shall be governed by the laws of the State of Florida.

33. SEVERABILITY

It is intended that each section of this Agreement shall be viewed as separate and divisible, and in the event that any section, or part thereof, shall be held to be invalid, the remaining sections and parts shall continue to be in full force and effect.

34. AMENDMENTS

No modification, amendment, or alteration in the terms or conditions contained in this Agreement shall be effective unless contained in a written document prepared with the same or similar formality as this Agreement and executed by duly authorized representatives of the County and Contractor.

35. CONFLICTING TERMS AND CONDITIONS

In the instance that any other agreement exists concerning the matters herein, then the terms and conditions in this Agreement shall prevail over all other terms and conditions.

36. JOINT PREPARATION

The Parties have jointly prepared this Agreement, and this Agreement shall not be construed more strictly against either of the Parties.

37. COUNTERPARTS AND MULTIPLE ORIGINALS

This Agreement may be executed in multiple originals and in counterparts, each of which shall be deemed to be an original, but all of which, taken together, shall constitute one and the same agreement.

ORDER OF PRECEDENCE

1. Agreement
2. Exhibit A
3. Exhibit B

ATTACHMENTS

Exhibit A – Solicitation Document #BC-03-25-21-17

Exhibit B – Contractor's Response to Solicitation #BC-03-25-21-17

The remainder of this page intentionally left blank.

WHERETO, the parties have set their hands and seals effective the date whereon the last party executes this Agreement.

LEON COUNTY, FLORIDA

By: _____
Vincent S. Long
County Administrator

Date: _____

ATTEST:
Gwendolyn Marshall, Clerk of the Court & Comptroller,
Leon County, Florida

BY: _____

DATE: _____

APPROVED AS TO LEGAL SUFFICIENCY:
Chasity H. O'Steen, County Attorney
Leon County Attorney's Office

BY: _____

DATE: _____

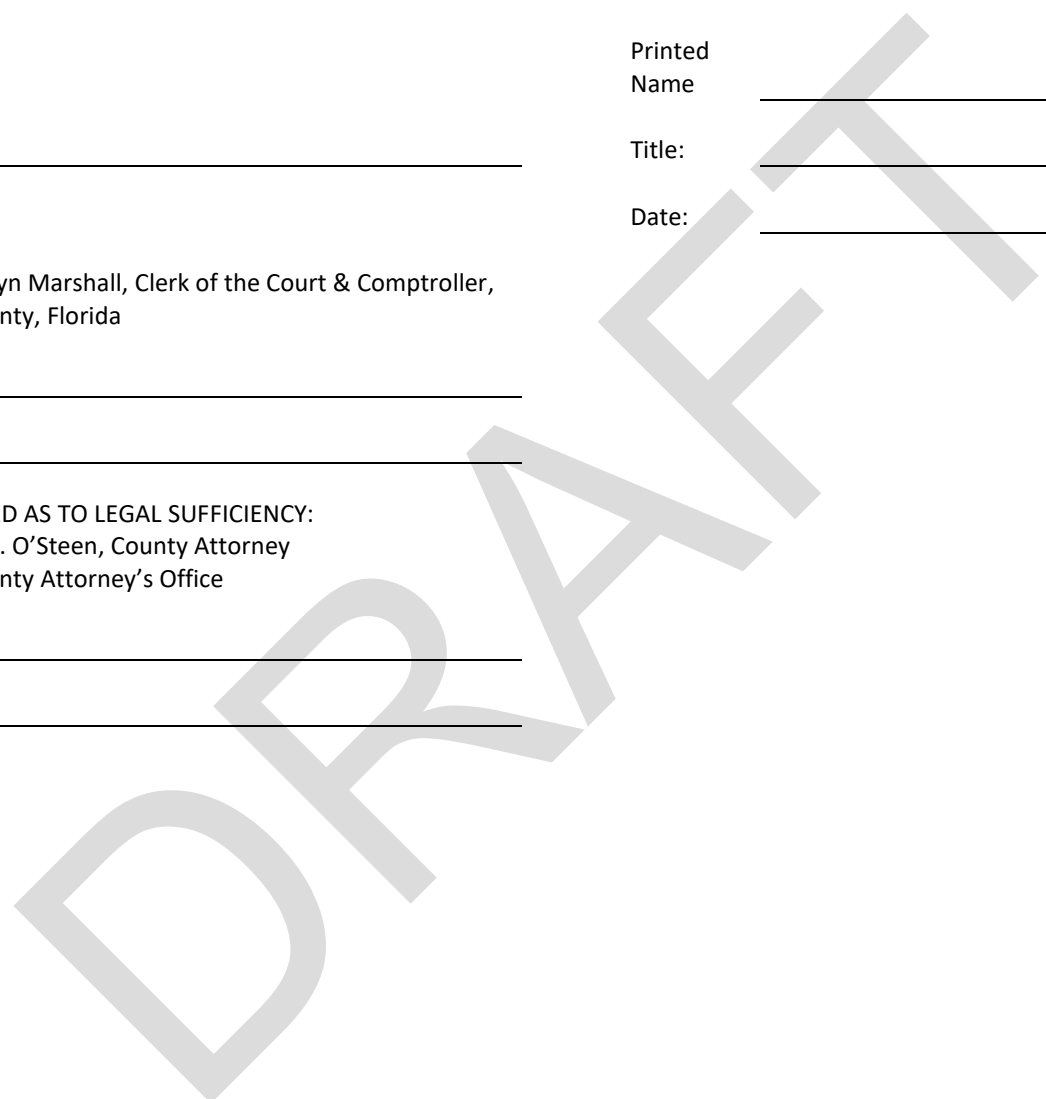
SHAFFIELD BUILDING SPECIALTIES, INC.

By: _____

Printed Name _____

Title: _____

Date: _____





Leon County

Board of County Commissioners

301 South Monroe Street, Tallahassee, Florida 32301
(850) 606-5300 www.leoncountyfl.gov

Commissioners

RICK MINOR
District 3
Chairman

BILL PROCTOR
District 1
Vice Chairman

JIMBO JACKSON
District 2

BRIAN WELCH
District 4

KRISTIN DOZIER
District 5

CAROLYN D. CUMMINGS
At-Large

NICK MADDIX
At-Large

VINCENT S. LONG
County Administrator

CHASITY H. O'STEEN
County Attorney

March 3, 2021

RE: ITB Title: Apalachee Regional Park Entrance and Other Miscellaneous Improvements Project
Project ID: BC-03-25-21-17

Opening Date: March 25, 2021 at 2:00 PM

ADDENDUM #1

Dear Vendor:

This letter serves as Addendum #1 for the above reference project. The following shall be added to the proposal specifications:

1. Section 3: CONTRACTOR QUALIFICATIONS, shall be revised to read:

Prime Contractor or Sub-contractor shall possess current and valid FDOT pre-qualifications in the Flexible Paving and Drainage work classes. The pre-qualifications shall be included as part of the bid submittal package. The successful Contractor will need the ability to obtain Leon County building permits for portions of the construction.

Any Prime Contractor who submits a bid with the intent to use a Sub-Contractor who possesses the work class pre-qualifications MUST identify the Sub-Contractor and submit the Sub-Contractors current and valid FDOT pre-qualifications in the Flexible Paving and Drainage work classes by the Proposal Submission Deadline to be considered responsive to this bid solicitation.

2. Section 9: SPECIFICATIONS: Subsection 3. Special Provisions (B), shall be revised to read:

Prime Contractor or Sub-contractor shall possess current and valid FDOT pre-qualifications in the Flexible Paving and Drainage work classes. The pre-qualifications shall be included as part of the bid submittal package. The successful Contractor will need the ability to obtain Leon County building permits for portions of the construction.

Any Prime Contractor who submits a bid with the intent to use a Sub-Contractor who possesses the work class pre-qualifications MUST identify the Sub-Contractor and submit the Sub-Contractors current and valid FDOT pre-qualifications in the Flexible Paving and Drainage work classes by the Proposal Submission Deadline to be considered responsive to this bid solicitation.

Acknowledgment of this addendum is required as part of your bid submittal. Failure to acknowledge this addendum may result in rejection of your bid.



Leon County

Board of County Commissioners

301 South Monroe Street, Tallahassee, Florida 32301
(850) 606-5300 www.leoncountyfl.gov

Commissioners

RICK MINOR
District 3
Chairman

BILL PROCTOR
District 1
Vice Chairman

JIMBO JACKSON
District 2

BRIAN WELCH
District 4

KRISTIN DOZIER
District 5

CAROLYN D. CUMMINGS
At-Large

NICK MADDOX
At-Large

VINCENT S. LONG
County Administrator

CHASITY H. O'STEEN
County Attorney

March 16, 2021

RE: ITB Title: Apalachee Regional Park Entrance and Other Miscellaneous Improvements Project
Project ID: BC-03-25-21-17

Opening Date: March 25, 2021 at 2:00 PM

ADDENDUM #2

Dear Vendor:

This letter serves as Addendum #2 for the above reference project. The following shall be added to the proposal specifications:

1. Section 11: Bid Table, shall be modified as follows:

A. Roadway Table

- i. 110-21 Tree Barricade is added with a quantity of 445 LF
- ii. 120-1 Regular Excavation quantity increased from 7,731 to 7,737 CY
- iii. 120-2-2 Borrow Excavation, Truck Measure quantity decreased from 4,395 to 4,379 CY
- iv. 524-3 Concrete Core Ditch Blocks is removed from the section entirely

B. Landscaping (Main Entrance) Table

- i. N/A Indian Hawthorne – Rhapiolepis Indica (3 Gal) is removed from the section entirely
- ii. N/A Blue Rug Juniper - Juniperus Horizontalis 'Wiltonii' (1 Gal) quantity increased from 103 to 176

2. Section 12: Attachments, shall be modified as follows:

A. A – Roadway Plans is hereby renamed I - Roadway Plans (DO NOT USE).

- i. The plans contained in the document are now out of date and should not be used.

B. B – Landscape & Irrigation Plans is hereby renamed J - Landscape & Irrigation Plans (DO NOT USE).

- i. The plans contained in the document are now out of date and should not be used.

C. A – Revised Roadway Plans is hereby created with revised information.

D. B – Revised Landscape & Irrigation Plans is hereby created with revised information.

Acknowledgment of this addendum is required as part of your bid submittal. Failure to acknowledge this addendum may result in the rejection of your bid.



Apalachee Regional Park Entrance and Other Miscellaneous Improvements Project

\$ Invitation to Bid

🏛️ Procurement

Project ID: BC-03-25-21-17

Release Date: Friday, February 26, 2021

Due Date: Thursday, March 25, 2021 2:00pm

📅 Posted 📅 Friday, February 26, 2021 1:54pm

📦 Bid Unsealed Thursday, March 25, 2021 2:00pm

📦 Pricing Unsealed Thursday, March 25, 2021 2:00pm

All dates & times in Eastern Time

Question & Answer

Questions and clarifications about the project

+ Add Vendor Question

📄 Export to CSV

Active



1. Cost/Budget *Mar 1 2021 at 8:33 AM*



Pam Exton *Mar 1 2021 at 8:33 AM*

Construction Journal

Can you provide the budget/estimated cost for this project?



Will Grissom *Mar 1 2021 at 1:14 PM*

Leon County 🌟

The estimated cost of this project is approximately \$900,000.

2. No subject *Mar 1 2021 at 1:15 PM*



Will Grissom Mar 1 2021 at 1:15 PM

Leon County

Questions submitted via e-mail:

March 1, 2021 at 10:13am

Diego Mejia

Mejia International Group Corp

In the Contractor Qualifications section mentions that Prime contractor "shall possess current and valid FDOT pre-qualifications in the Flexible Paving and Drainage work classes."

In this context, is it mandatory to have these pre-qualifications or it is good to have?, not mandatory?

We are interested in participating. We are GCs.



Will Grissom Mar 3 2021 at 1:20 PM

Leon County 🌟

The answer to this question can be found in Addendum #1 which includes revisions to the contractor qualifications requirement.

3. Plan Set for Construction Mar 4 2021 at 4:17 PM



Zachary Joanos Mar 4 2021 at 4:17 PM

Shaffield Building Specialties

Please advise, plans provided in the solicitation are 11" x 17" and are annotated as not for construction. Will there be an additional plan set for bid documents?



Will Grissom Mar 5 2021 at 9:16 AM

Leon County 🌟

At this time, there is not an additional plan set. However, an Addendum would be posted should more information become available prior to the Proposal Submission Deadline.



INVITATION TO BID

FOR

**APALACHEE REGIONAL PARK ENTRANCE AND OTHER
MISCELLANEOUS IMPROVEMENTS PROJECT**

BID NUMBER BC-03-25-21-17

**BOARD OF COUNTY COMMISSIONERS
LEON COUNTY, FLORIDA**

RELEASE DATE: February 26, 2021

Bid Title: APALACHEE REGIONAL PARK ENTRANCE AND OTHER MISCELLANEOUS IMPROVEMENTS PROJECT

Bid Number BC-03-25-21-17

Opening Date: March 25, 2021, 2:00 pm

Apalachee Regional Park Entrance and Other Miscellaneous Improvements Project

- I. Introduction
- II. Bidding Process
- III. Contractor Qualifications
- IV. Award and Contracting Process
- V. Minority, Women, Small Business (MWSBE) Enterprise
- VI. Required Certifications
- VII. Insurance Requirements
- VIII. Terms and Conditions
- IX. Specifications
- X. Vendor Questionnaire
- XI. Bid Table

Attachments:

- A - Revised Roadway Plans
- B - Revised Landscape & Irrigation Plans
- C - Landscape Specifications
- D - Leon County Supplemental Specifications
- E - Standard MWBE Forms
- F - Bid Response Cover Sheet
- G - Forms for Solicitation
- H - Draft Agreement
- I - Roadway Plans (DO NOT USE)
- J - Landscape & Irrigation Plans (DO NOT USE)

Bid Title: APALACHEE REGIONAL PARK ENTRANCE AND OTHER MISCELLANEOUS IMPROVEMENTS PROJECT

Bid Number BC-03-25-21-17

Opening Date: March 25, 2021, 2:00 pm

I. INTRODUCTION

A. Summary

Leon County is seeking the services of a qualified Licensed General Contractor to perform the construction of entry signs and roadway enhancements.

The scope of work to be performed under this unit price bid will include:

- construction of a signature entry and two new entrance signs with associated landscaping and irrigation
- milling and resurfacing of approximately 2200 LF of existing asphalt roadway along the main entrance roadway
- all associated clearing, erosion control, earthwork, fill material, paving, grading, drainage, utilities, electrical, landscaping, signage, and installation of all miscellaneous appurtenances noted in the plans and specifications

The project also includes construction of a Kayak Launch and Boardwalk adjacent to a water feature on the western side of the parcel. The launch will also have supporting parking infrastructure.

The proposed work is located at 7550 Apalachee Parkway, Tallahassee, FL 32311 approximately 5.0 miles east of the intersection of US 319 (Capital Circle SE) and US 27 (Apalachee Parkway), located in:

County: Leon Section: 4,5,8 Township: 1S Range: 2E

At this time the permits are being secured. Permits will be transmitted to the vendors as soon as they are available but before the Notice to Proceed is issued.

B. Contact Information

Will Grissom

Procurement Administrator

1800-3 N. Blaire Stone Road

Tallahassee, FL 32308

Email: grissomw@leoncountyfl.gov

Phone: [\(850\) 606-1600](tel:(850)606-1600)

Department:

Procurement

Department Head:

Shelly Kelley

Director of Purchasing

C. Timeline

Below is the current schedule of the events that will take place as part of this solicitation. The County reserves the right to make changes or alterations to the schedule as the County determines is in the best interests of the public. If any changes to the Schedule of Events are made, the County will post the changes on the County website either as a public meeting notice, or as an addendum, as applicable. It is the responsibility of Registered Planholders and other interested persons and

Bid Title: APALACHEE REGIONAL PARK ENTRANCE AND OTHER MISCELLANEOUS IMPROVEMENTS PROJECT

Bid Number BC-03-25-21-17

Opening Date: March 25, 2021, 2:00 pm

parties to review the Purchasing Division’s website to stay informed of the Schedule of Events, addenda issued, and public meetings scheduled. The website address is: <https://secure.procurenow.com/portal/leoncounty/>.

Release Project Date

February 26, 2021

Pre-Bid Meeting (Mandatory)

March 10, 2021, 10:00am
1800-3 North Blair Stone Road
Tallahassee, FL 32308

Or via Zoom Meeting

go to <https://zoom.us/j/6401231880> from your browser

-OR-

One tap mobile:

+19292056099,,6401231880# US (New York)

+13126266799,,6401231880# US (Chicago)

Meeting ID: 640 123 1880

Dial by your location:

+1 929 205 6099 US (New York)

+1 312 626 6799 US (Chicago)

+1 669 900 6833 US (San Jose)

+1 253 215 8782 US

+1 301 715 8592 US

+1 346 248 7799 US (Houston)

Question Submission Deadline

March 12, 2021, 5:00pm

Proposal Submission Deadline

March 25, 2021, 2:00pm

DRAFT

Bid Title: APALACHEE REGIONAL PARK ENTRANCE AND OTHER MISCELLANEOUS IMPROVEMENTS PROJECT

Bid Number BC-03-25-21-17

Opening Date: March 25, 2021, 2:00 pm

II. BIDDING PROCESS

A. BIDDER INSTRUCTIONS

Bidders are expected to examine the specifications, delivery schedule, freight requirements, bid prices and extensions and all general and special conditions of the bid prior to submission. In case of error in price extension, the unit price will govern. The County's preferred method of submission is to respond electronically via ProcureNow, however, bids may be submitted in person, by mail or other carrier.

B. SPECIAL ACCOMMODATION

Any person requiring a special accommodation at a Pre-Bid Conference or Bid opening because of a disability should call the Division of Purchasing at (850) 606-1600 at least five (5) workdays prior to the Pre Bid Conference or Bid opening. If you are hearing or speech impaired, please contact the Purchasing Division by calling the Leon County Administrator's Office using the Florida Relay Service which can be reached at 1(800) 955 8771 (TDD).

C. PROHIBITED COMMUNICATIONS

Any Form of communication, except for written correspondence with the Purchasing Division requesting clarification or asking questions, shall be prohibited regarding a particular request for proposal, request for qualification, bid, or any other competitive solicitation between:

1. Any person or person's representative seeking an award from such competitive solicitation; and
2. Any County Commissioner or Commissioner's staff, or any county employee authorized to act on behalf of the Commission to award a particular contract.

For the purpose of this section, a person's representative shall include, but not be limited to, the person's employee, partner, officer, director, consultant, lobbyist, lawyer, relative, or any actual or potential subcontractor or consultant of the person.

The prohibited communication shall be in effect as of the release of the competitive solicitation and terminate at the time the Board, or a County department authorized to act on behalf of the Board, awards or approves a contract, rejects all bids or responses, or otherwise takes action which ends the solicitation process.

The provisions of this section shall not apply to oral communications at any public proceeding, including pre-bid conferences, oral presentations before selection committees, contract negotiations during any public meetings, presentations made to the Board, and protest hearings. Further, the provisions of this section shall not apply to contract negotiations between any employee and the intended awardee, any dispute resolution process following the filing of a protest between the person filing the protest and any employee, communications with the County Attorney or communications with the Purchasing Director.

Violation of this section may result in disqualification from this solicitation and shall be grounds for suspension from doing business with the County.

D. REGISTRATION

Bidders which obtain solicitation documents from sources other than the County Purchasing Division MUST officially register with the County Purchasing Division in order to be placed on the planholders list for the solicitation. In order to register, you must create an account on the County's eProcurement Portal

(<https://secure.procurenow.com/portal/leoncounty/>), browse to the bid, and then click the "Follow" button.

EXHIBIT A - SOLICITATION DOCUMENT

Bid Title: APALACHEE REGIONAL PARK ENTRANCE AND OTHER MISCELLANEOUS IMPROVEMENTS PROJECT

Bid Number BC-03-25-21-17

Opening Date: March 25, 2021, 2:00 pm

Failure to register through the Purchasing Division (<https://secure.procurenow.com/portal/leoncounty/>) may cause your submittal to be rejected as non-responsive.

E. ADDENDA TO SPECIFICATIONS

If any addenda are issued after the initial specifications are released, the County will post the addenda on the Leon County website at <https://secure.procurenow.com/portal/leoncounty/>. For those projects with separate plans, blueprints, or other materials that cannot be accessed through the internet, the Purchasing Division will make them available for pick up at the Purchasing Division. It is the responsibility of the Bidder prior to submission of any bid to check the above website or contact the Leon County Purchasing Division at (850) 606-1600 to verify any addenda issued. The receipt of all addenda must be acknowledged on the bid response sheet.

F. QUESTIONS AND CLARIFICATIONS

Questions may be submitted directly through the County's e-Procurement Portal located at <https://secure.procurenow.com/portal/leoncounty/>. Alternatively, if using email, questions pertaining to bid procedures or regarding the specifications should be addressed to both Shelly Kelley and Will Grissom, telephone (850) 606-1600; E-mail: kelleys@leoncountyfl.gov and grissomw@leoncountyfl.gov.

If using email, bidders are requested to send such requests to both representatives of the Purchasing Division. Electronic inquiries are preferred over phone.

Each Bidder shall examine the solicitation documents carefully; and, no later than the last day for questions listed in schedule of events, he shall make a written request to the County for interpretations or corrections of any ambiguity, inconsistency or error which he may discover. All interpretations or corrections will be issued as addenda. The County will not be responsible for oral clarifications. No negotiations, decisions or actions shall be initiated or executed by the proposer as a result of any discussions with any County employee prior to the opening of proposals. Only those communications which are in writing from the County may be considered as a duly authorized expression on the behalf of the Board. Also, only communications from firms which are in writing and signed will be recognized by the Board as duly authorized expressions on behalf of proposers.

G. PREPARATION AND SUBMISSION OF BID

Each Bidder shall submit Bid Prices and other requested information, including alternates or substitutions if allowed by this invitation to bid, on the proper forms and in the manner herein prescribed. The County's preferred method of submission is electronically via ProcureNow, however, bids may be submitted in person, by mail or other carrier. Bids not submitted electronically via ProcureNow must be submitted in a sealed envelope or other appropriate container. Facsimiles will not be accepted. Any erasures or other corrections in the Bid must be explained or noted over the signature of the Bidder. Bids containing any conditions or irregularities of any kind may be rejected by the County. It is the intention of the County to award this bid based on the lowest total bid price based on the options selected by the County and/or other criteria herein contained meeting all specifications.

H. WITHDRAWAL OF BIDS

Bids may be withdrawn by written or telegraphic request received from Bidders prior to the time fixed for opening. Negligence on the part of the Bidder in preparing the Bid confers no right for the withdrawal of the bid after it has been opened.

Bid Title: APALACHEE REGIONAL PARK ENTRANCE AND OTHER MISCELLANEOUS IMPROVEMENTS PROJECT

Bid Number BC-03-25-21-17

Opening Date: March 25, 2021, 2:00 pm

I. RECEIPT AND OPENING OF BIDS

Bids will be opened publicly at the time and place stated in the Invitation to Bid. The person whose duty it is to open them will decide when the specified time has arrived and no bids received thereafter will be considered. No responsibility shall be attached to any person for the premature opening of a Bid not properly addressed and identified. At the time fixed for the opening of bids, the bid tabulation will be made public and will be posted on the Purchasing Division website at:

<https://secure.procurenow.com/portal/leoncounty/>.

A Bidder may request, in their bid submittal, a copy of the tabulation sheet to be mailed in a Bidder provided, stamped self-addressed envelope for their record.

Sealed bids or replies received by the County pursuant to a competitive solicitation are exempt from public records requirements until such time as the County posts an intended decision or until 30 days after opening of the documents, whichever is earlier.

J. BID GUARANTEE

Bids shall be accompanied by a 5% bid guarantee which shall be a Bid Bond, Certified or Cashier's Check or Bank Draft (no cash, company, or personal checks will be accepted), made payable to the Board of County Commissioners, Leon County, Florida. Such check, bank draft, or bond shall be submitted with the understanding that the bonds will be held until award of bid.

The County reserves the right to hold the Bid Guarantee until after a contract has been entered into or a purchase order has been executed. The accepted Bidders bid bond will be held until execution of this contract and may be forfeited due to non-performance.

The check or bond shall be submitted with the understanding that it shall guarantee that the Bidder will not withdraw his bid for a period of 90 days after the scheduled closing time for the receipt of bids. It shall also guarantee that the successful bidder will enter into a contract within ten (10) days after he has received notice of acceptance of his bid. In the event of withdrawal of bid, or failure to enter into and fully execute the contract within ten (10) days the contractor may be deemed in to be in default. In such an event, the contractor shall be liable to the County for the full amount of the default.

K. PLANHOLDERS

As a convenience to bidders, the County has made available via the internet lists of all registered planholders for each bid or request for proposals. The information is available on-line at: <https://secure.procurenow.com/portal/leoncounty/> by clicking the "Followers" tab on the the advertisement of the respective solicitation. A listing of the registered bidders with their email address is designed to assist bidders in preparation of their responses.

L. REJECTION OF BIDS

The County reserves the right to reject any and/or all bids when such rejection is in the best interest of the County.

Bid Title: APALACHEE REGIONAL PARK ENTRANCE AND OTHER MISCELLANEOUS IMPROVEMENTS PROJECT

Bid Number BC-03-25-21-17

Opening Date: March 25, 2021, 2:00 pm

III. CONTRACTOR QUALIFICATIONS

Prime Contractor shall possess current and valid FDOT pre-qualifications in the Flexible Paving and Drainage work classes. The successful Contractor will need the ability to obtain Leon County building permits for portions of the construction.

DRAFT

Bid Title: APALACHEE REGIONAL PARK ENTRANCE AND OTHER MISCELLANEOUS IMPROVEMENTS PROJECT

Bid Number BC-03-25-21-17

Opening Date: March 25, 2021, 2:00 pm

IV. AWARD AND CONTRACTING PROCESS

A. AWARD OF BIDS

The bid will be awarded to the lowest responsive, responsible bidder. The County reserves the right to waive any informality in bids and to award a bid in whole or in part when either or both conditions are in the best interest of Leon County.

Notice of the Intended Decision will be posted on the County website at:

<https://secure.procurenow.com/portal/leoncounty/> for a period of seventy-two (72) consecutive hours, which does not include weekends or County observed holidays. Failure to file a protest within the time prescribed in Leon County Policy No. 96-1, Purchasing and Minority, Women and Small Business Enterprise Policy, or failure to post the bond or other security required by law within the time allowed for filing a bond shall constitute a waiver of proceedings. Notice of intent of bid protest shall be made in writing to the Purchasing Director, 1800-3 N. Blair Stone Road, Tallahassee, Florida 32308. The bidder shall be responsible for inquiring as to any and all award recommendation/postings.

Should concerns or discrepancies arise during the bid process, bidders are encouraged to contact the Purchasing Division prior to the scheduled bid opening. Such matters will be addressed and/or remedied prior to a bid opening or award whenever practically possible. Bidders are not to contact departments or divisions regarding the bidder complaint.

Any bid award recommendation may be protested on the grounds of irregularities in the specifications, bid procedure, or the evaluation of the bid. Such notice of intent of bid protest shall be made in writing to the Purchasing Director within 72 hours after receipt of the intended recommendation of award and the protestor shall file a formal written bid challenge within 10 days after the date in which the notice of intent of bid protest has been submitted. Failure to file a notice of intent of bid protest or failure to file a formal written bid protest shall constitute a waiver of all rights granted under this section. At the time fixed for the opening of bids, the contents of the Bid Form will be made public for the information of Bidders and other interested parties, who may be present either in person or by representatives.

B. Agreement

After the bid award, the County, at its discretion, will prepare a purchase order or an agreement that specifies the terms and conditions resulting from the award of this bid. Every procurement for contractual services shall be evidenced by a written agreement. The awarded Bidder will have ten calendar days after receipt to acknowledge the purchase order or execute the agreement.

The performance of Leon County of any of its obligations under the purchase order or agreement shall be subject to and contingent upon the availability of funds lawfully expendable for the purposes of the purchase order or agreement for the current and any future periods provided for within the bid specifications.

C. Payments

Payments to the Contractor shall be made according to the requirements of the Local Government Prompt Pay Act, sections 218.70 - 218.79, Florida Statutes.

D. Termination

Leon County may terminate this Agreement without cause, by giving the Contractor thirty (30) days written notice of termination. Either party may terminate this Agreement for cause by giving the other party hereto thirty (30) days written notice of termination. The County shall not be required to give Contractor such thirty (30) day written notice if, in the opinion of the County, the Contractor is unable to perform its obligations hereunder, or if in the County's opinion, the

Bid Title: APALACHEE REGIONAL PARK ENTRANCE AND OTHER MISCELLANEOUS IMPROVEMENTS PROJECT

Bid Number BC-03-25-21-17

Opening Date: March 25, 2021, 2:00 pm

services being provided are not satisfactory. In such case, the County may immediately terminate the Agreement by mailing a notice of termination to the seller.

E. Payment and Performance Bond

A Payment and Performance Bond in the amount of 100% of the estimated project cost shall be supplied by the Contractor at the time of Agreement execution. Also, a Payment and Material Bond for the Agreement amount shall be supplied by the Contractor at the same time.

Payment and Performance and Material Bonds shall provide that, in the event of non-performance on the part of the Contractor the bond can be presented for honor and acceptance at an authorized representative or institution located in Tallahassee, Florida. The Payment and Performance Bond shall be in the following form:

PUBLIC CONSTRUCTION BOND Bond No.(enter bond number)

BY THIS BOND, We _____, as Principal and a corporation, as Surety, are bound to [], herein called Owner, in the sum of \$[], for payment of which we bind ourselves, our heirs, personal representatives, successors, and assigns, jointly and severally.

THE CONDITION OF THIS BOND is that if Principal:

1. Performs the contract dated [], between Principal and Owner for construction of the contract being made a party of this bond by reference, at the time and in the manner prescribed in the contract; and
2. Promptly makes payments to all claimants, as defined in Section 255.05(1), Florida Statutes, supplying Principal with labor, materials, or supplies, used directly or indirectly by Principal in the prosecution of the work provided for in the contract; and
3. Pays Owner all losses, damages, expenses, costs, and attorney's fees, including appellate proceedings, that Owner sustains because of a default by Principal under the contract; and
4. Performs the guarantee of all work and materials furnished under the contract for the time specified in the contract, then this bond is void; otherwise it remains in full force.

Any action instituted by a claimant under this bond for payment must be in accordance with the notice and time limitation provisions in Section 255.05(2), Florida Statutes.

Any changes in or under the contract documents and compliance or noncompliance with any formalities connected with the contract or the changes does not affect Surety's obligation under this bond.

DATED on this the _____ day of _____, 20__.

(Name of Principal)

By: (As Attorney-In-Fact)

(Name of Surety)

Payment bonds executed as a result of the requirements herein by a surety shall make reference to Section 255.05, Florida Statutes, by number and shall contain reference to the notice and time limitation provisions in Section 255.05, Florida Statutes.

Bid Title: APALACHEE REGIONAL PARK ENTRANCE AND OTHER MISCELLANEOUS IMPROVEMENTS PROJECT

Bid Number BC-03-25-21-17

Opening Date: March 25, 2021, 2:00 pm

V. MINORITY, WOMEN, SMALL BUSINESS (MWSBE) ENTERPRISE

A. MWSBE Overview

The Minority Women Small Business Enterprise (MWSBE) Policy of the City of Tallahassee, Leon County Government, and Blueprint Intergovernmental Agency applies to this solicitation. This solicitation has a project specific goal for the participation of Minority Business Enterprise (MBE) and Women Business Enterprise (WBE) firms certified by the Office of Economic Vitality (OEV) MWSBE Division.

- Certified MBE Participation Project Specific Goal: 14%
- Certified WBE Participation Project Specific Goal: 9%

All respondents, including MBE firms, and WBE firms will meet the project specific goal(s) or demonstrate in their response that a good faith effort was made to meet the project specific goal(s). When an MBE or WBE firm is the prime contractor or consultant, the goal is fulfilled for their certification designation and the other portion of the goal, if present, must be fulfilled. For example, if a certified MBE firm responds to a solicitation as a prime contractor, the goal for MBE participation is fulfilled. The MBE prime contractor remains responsible for meeting the goal for WBE participation.

Certified MBE and WBE firms may participate by providing goods or services in support of the project as subcontractors or subconsultants identified on the Respondent and Team Summary Form.

B. MWSBE Responsive Responses

The MWSBE Division will deem responses responsive to the MWBE Section of the solicitation if they include a completed MWBE Participation Plan that is eligible for points and/or Good Faith Effort documentation.

Please complete an [MWBE Participation Plan Form](#), include the MBE and WBE firms on your Respondent and Team Summary Form, and, if you are unable to meet the project specific goal, complete a [Good Faith Effort Form](#). **To be eligible for evaluation, all MWBE Section Forms must be located in your response .**

If you are unable to meet the project specific goal for MBE and WBE participation, you must submit a Good Faith Effort Form documenting your efforts to identify MBE and WBE firms to participate in order for your response to remain responsive to this solicitation.

C. MWSBE Contact Information

Each Respondent is strongly encouraged to secure MBE and WBE firm participation. Respondents needing assistance or guidance with these requirements should contact LaTanya Raffington of the MWSBE Division at Lraffington@oeforbusiness.org OR Shanea Wilks of the MWSBE Division at Swilks@oeforbusiness.org. A directory of certified MBE and WBE firms is available on the OEV website: <https://oeforbusiness.mwsbe.com>.

Bid Title: APALACHEE REGIONAL PARK ENTRANCE AND OTHER MISCELLANEOUS IMPROVEMENTS PROJECT

Bid Number BC-03-25-21-17

Opening Date: March 25, 2021, 2:00 pm

VI. REQUIRED CERTIFICATIONS

A. Licenses and Registrations

The contractor shall be responsible for obtaining and maintaining throughout the contract period any licenses required pursuant to the laws of Leon County, the City of Tallahassee, or the State of Florida.

If the bidder is operating under a fictitious name as defined in Section 865.09, Florida Statutes, proof of current registration with the Florida Secretary of State shall be submitted with the bid. A business formed by an attorney actively licensed to practice law in this state, by a person actively licensed by the Department of Business and Professional Regulation or the Department of Health for the purpose of practicing his or her licensed profession, or by any corporation, partnership, or other commercial entity that is actively organized or registered with the Department of State shall submit a copy of the current licensing from the appropriate agency and/or proof of current active status with the Division of Corporations of the State of Florida or such other state as applicable.

Failure to provide the above required documentation may result in the bid being determined as non-responsive.

B. Local Preference in Purchasing and Contracting (with Local Trades Contractor Work)

1. Preference in bidding. In purchasing of, or letting of contracts for procurement of, personal property, materials, contractual services, and construction of improvements to real property or existing structures in which pricing is the major consideration, the authorized purchasing authority of Leon County may give a preference to local businesses in making such purchase or awarding such contract, as follows:
 1. Individuals or firms which have a home office located within Leon, Gadsden, Wakulla, or Jefferson County, and which meet all of the criteria for a local business as set forth in this article, shall be given a preference in the amount of five percent of the bid price.
 2. Individuals or firms which do not have a home office located within Leon, Gadsden, Wakulla, or Jefferson County, and which meet all of the criteria for a local business as set forth in this article, shall be given a preference in the amount of three percent of the bid price.

The maximum cost differential shall not exceed \$20,000.00. Total bid price shall include the base bid and all alternatives or options to the base bids which are part of the bid and being recommended for award by the appropriate authority.

2. Local Trades Contractor Work. All contractual awards issued in accordance with the provisions of this subsection (paragraph 2) shall contain aspirational trade contractor work targets, based on market and economic factors, of 85 percent as follows; The successful individuals or firms shall agree to engage not less than 85 percent of the dollar value of trade contractor work with local businesses unless the successful individuals or firms prove to the County's satisfaction, that the trade contractor work is not available locally with the Leon, Gadsden, Wakulla or Jefferson County area. The term "trade contractor" shall mean a subcontractor who contracts with the prime contractor and whose primary activity is performing specific activities (e.g., pouring concrete, masonry, site preparation, framing, carpentry, dry wall installation, electrical, plumbing, painting) in a construction project but is not responsible for the entire project.
3. Local business definition. For purposes of this section, "local business" shall mean a business which:

EXHIBIT A - SOLICITATION DOCUMENT

Bid Title: APALACHEE REGIONAL PARK ENTRANCE AND OTHER MISCELLANEOUS IMPROVEMENTS PROJECT

Bid Number BC-03-25-21-17

Opening Date: March 25, 2021, 2:00 pm

1. Has had a fixed office or distribution point located in and having a street address within Leon, Gadsden, Wakulla, or Jefferson County for at least six (6) months immediately prior to the issuance of the request for competitive bids or request for proposals by the County; and
2. Holds any business license required by the County, and, if applicable, the City of Tallahassee; and
3. Is the principal offeror who is a single offeror; a business which is the prime contractor and not a subcontractor; or a partner or joint venturer submitting an offer in conjunction with other businesses.
4. Certification. Any bidder claiming to be a local business as defined, shall so certify in writing to the Purchasing Division. The certification shall provide all necessary information to meet the requirements of above. The Local Vendor Certification Form is enclosed. The purchasing agent shall not be required to verify the accuracy of any such certifications, and shall have the sole discretion to determine if a bidder meets the definition of a "local business."

C. Unauthorized Alien(s)

The Contractor agrees that unauthorized aliens shall not be employed nor utilized in the performance of the requirements of this solicitation. The County shall consider the employment or utilization of unauthorized aliens a violation of Section 274A(e) of the Immigration and Naturalization Act (8 U.S.C. 1324a). Such violation shall be cause for unilateral termination of this Agreement by the County. As part of the bid response to this solicitation, please complete and submit the attached form AFFIDAVIT CERTIFICATION IMMIGRATION LAWS.

D. Public Entity Crimes Statement

A person or affiliate who has been placed on the convicted vendor list following a conviction for a public entity crime may not submit a bid on a contract to provide any goods or services to a public entity, may not submit a bid on a contract with a public entity for the construction or repair of a public building or public work, may not submit bids on leases of real property to a public entity, may not be awarded or perform work as a contractor, subcontractor, or consultant under a contract with any public entity, and may not transact business with any public entity in excess of the threshold amount provided in Section 287.017, for CATEGORY TWO for a period of 36 months from the date of being placed on the convicted vendor list. By submission of a proposal in response to this document, the vendor certifies compliance with the above requirements as stated in Section 287.133, Florida Statutes.

E. Identical Tie Bids

Preference shall be given to businesses with drug-free workplace programs. Whenever two or more bids which are equal with respect to price, quality, and service are received by the State or by any political subdivision for the procurement of commodities or contractual services, a bid received from a business that certifies that it has implemented a drug-free workplace program shall be given preference in the award process. Established procedures for processing tie bids will be followed if none of the tied vendors have a drug-free workplace program. Bidder must complete and submit as part of the bid response the attached IDENTICAL TIE BID form. Failure to submit a completed form may result in the bid being determined as non-responsive.

F. Employment Eligibility Verification

1. Contractor agrees that it will enroll and participate in the federal E-Verify Program for Employment Verification under the terms provided in the "Memorandum of Understanding" governing the program. Contractor further agrees to provide to the County, within thirty days of the effective date of this contract/amendment/extension, documentation of such enrollment in the form of a copy of the E-Verify "Edit Company Profile" screen, which

Bid Title: APALACHEE REGIONAL PARK ENTRANCE AND OTHER MISCELLANEOUS IMPROVEMENTS PROJECT

Bid Number BC-03-25-21-17

Opening Date: March 25, 2021, 2:00 pm

contains proof of enrollment in the E-Verify Program (this page can be accessed from the "Edit Company Profile" link on the left navigation menu of the E-Verify employer's homepage).

2. Contractor further agrees that it will require each subcontractor that performs work under this contract to enroll and participate in the E-Verify Program within sixty days of the effective date of this contract/amendment/extension or within sixty days of the effective date of the contract between the Contractor and the subcontractor, whichever is later. The Contractor shall obtain from the subcontractor(s) a copy of the "Edit Company Profile" screen indicating enrollment in the E-Verify Program and make such record(s) available to the Agency upon request.
3. Contractor will utilize the U.S. Department of Homeland Security's E-Verify system to verify the employment eligibility of: (a) all persons employed during the term of the Agreement by Contractor to perform employment duties within Florida; and (b) all persons (including subcontractors) assigned by Contractor to perform work pursuant to the Agreement.
 1. Contractor must use E-Verify to initiate verification of employment eligibility for all persons employed during the term of the Agreement by Contractor to perform employment duties within Florida within 3 business days after the date of hire.
 2. Contractor must initiate verification of each person (including subcontractors) assigned by Contractor to perform work pursuant to the Agreement within 60 calendar days after the date of execution of this contract or within 30 days after assignment to perform work pursuant to the Agreement, whichever is later.
4. Contractor further agrees to maintain records of its participation and compliance with the provisions of the E-Verify program, including participation by its subcontractors as provided above, and to make such records available to the County or other authorized state entity consistent with the terms of the Memorandum of Understanding.
5. Compliance with the terms of this Employment Eligibility Verification provision is made an express condition of this contract and the County may treat a failure to comply as a material breach of the contract.

G. Equal Opportunity/Affirmative Action Requirements

The contractors and all subcontractors shall agree to a commitment to the principles and practices of equal opportunity in employment and to comply with the letter and spirit of federal, state, and local laws and regulations prohibiting discrimination based on race, color, religion, national origin, sex, age, handicap, marital status, and political affiliation or belief.

For federally funded projects, in addition to the above, the contractor shall agree to comply with Executive Order 11246, as amended, and to comply with specific affirmative action obligations contained therein.

In addition to completing the Equal Opportunity Statement, the Respondent shall include a copy of any affirmative action or equal opportunity policies in effect at the time of submission.

H. No Pending Litigation

Contractors will be deemed ineligible if the applicant has any pending civil or administrative action against the contractor brought by any federal or state governmental entity, as defined in 18 USC § 2711 (4) and by Florida Statutes, including but not limited to any county, municipality, special district, school district, utility authority or other authority; or if the contractor is currently engaged in any dispute or controversy related to or arising out of the allegation that the contractor is in breach of any contract with any governmental entity as described above. This requirement also applies to all subcontractors. It is the responsibility of the prime contractor to ensure that all subcontractors utilized are in compliance with this requirement. As part of the bid response to this solicitation, please complete and submit the attached form NO PENDING LITIGATION AFFIDAVIT.

Bid Title: APALACHEE REGIONAL PARK ENTRANCE AND OTHER MISCELLANEOUS IMPROVEMENTS PROJECT

Bid Number BC-03-25-21-17

Opening Date: March 25, 2021, 2:00 pm

VII. INSURANCE REQUIREMENTS

A. Overview

Bidders' attention is directed to the insurance requirements below. Bidders should confer with their respective insurance carriers or brokers to determine in advance of bid submission the availability of insurance certificates and endorsements as prescribed and provided herein. If an apparent low bidder fails to comply strictly with the insurance requirements, that bidder may be disqualified from award of the contract.

The awarded Contractor shall procure and maintain for the duration of the contract insurance against claims for injuries to persons or damages to property which may arise from or in connection with the performance of the work hereunder by the Contractor, his agents, representatives, employees or subcontractors. The cost of such insurance shall be included in the Contractor's bid.

B. General, Automobile, and Workers' Insurance

Contractor shall maintain limits no less than:

General Liability: \$1,000,000 combined single limit for bodily injury and property damage per occurrence with a \$2,000,000 annual aggregate. Completed operations coverage will be provided for a period of three (3) years beyond termination and/or completion of the project. Coverage must include bodily injury and property damage, including Premise/Operations: a per location aggregate, Broad Form Contractual liability; Broad Form Property Damage; Fire Legal liability; Independent Contractors coverage; Cross Liability & Severability of Interest Clauses; and Personal Injury, and coverage for explosion, collapse, and underground (X, C, U).

Automobile Liability: \$1,000,000 combined single limit per accident for bodily injury and property damage. (Non-owned, Hired Car).

Workers' Compensation and Employers Liability: Workers' Compensation insurance covering all employees and meeting statutory requirements in compliance with the applicable state and federal laws and Employer's Liability with a limit of \$500,000 per accident, \$500,000 disease policy limit, \$500,000 disease each employee. Waiver of Subrogation in lieu of Additional Insured is required.

C. Deductibles and Self-Insured Retentions

Any deductibles or self-insured retentions must be declared to and approved by the County. At the option of the County, either: the insurer shall reduce or eliminate such deductibles or self-insured retentions as respects the County, its officers, officials, employees and volunteers; or the Contractor shall procure a bond guaranteeing payment of losses and related investigations, claim administration and defense expenses.

D. Other Insurance Provisions

The policies are to contain, or be endorsed to contain, the following provisions:

General Liability and Automobile Liability Coverages (County is to be named as Additional Insured).

1. The County, its officers, officials, employees and volunteers are to be covered as insureds as respects; liability arising out of activities performed by or on behalf of the Contractor, including the insured's general supervision of the Contractor; products and completed operations of the Contractor; premises owned, occupied or used by the Contractor; or automobiles owned, leased, hired or borrowed by the Contractor. The coverage shall contain no special limitations on the scope of protections afforded the County, its officers, officials, employees or volunteers.

Bid Title: APALACHEE REGIONAL PARK ENTRANCE AND OTHER MISCELLANEOUS IMPROVEMENTS PROJECT

Bid Number BC-03-25-21-17

Opening Date: March 25, 2021, 2:00 pm

2. The Contractor's insurance coverage shall be primary insurance in respect to the County, its officers, officials, employees and volunteers. Any insurance of self-insurance maintained by the County, its officers, officials, employees or volunteers shall be excess of the Contractor's insurance and shall not contribute with it.
3. Any failure to comply with reporting provisions of the policies shall not affect coverage provided to the county, its officers, officials, employees or volunteers.
4. The Contractor's insurance shall apply separately to each insured against whom claims are made or suit is brought, except with respect to the limits of the insurer's liability.

All Coverages

Each insurance policy required by this clause shall be endorsed to state that coverage shall not be suspended, voided, canceled by either party, reduced in coverage or in limits except after written notice has been given to the County.

E. Acceptability of Insurers

Insurance is to be placed with insurers with a Best's rating of no less than A:VII.

F. Verification of Coverage

Contractor shall furnish the County with certificates of insurance and with original endorsements effecting coverage required by this clause. The certificates and endorsements for each insurance policy are to be signed by a person authorized by that insurer to bind coverage on its behalf. All certificates and endorsements are to be received and approved by the County before work commences. The County reserves the right to require complete, certified copies of all required insurance policies at any time. Certificates of Insurance acceptable to the County shall be filed with the County prior to the commencement of the work. These policies described above, and any certificates shall specifically name the County as an additional Insured and shall contain a provision that coverage afforded under the policies will not be canceled until at least thirty (30) days prior to written notice has been given to the County.

Cancellation clauses for each policy should read as follows: *Should any of the above described policies be canceled before the expiration date thereof, the issuing company will mail thirty (30) days written notice to the Certificate Holder named herein.*

G. Subcontractors

Contractors shall include all subcontractors as insureds under its policies or shall furnish separate certificates and endorsements for each subcontractor. All coverages for subcontractors shall be subject to all of the requirements stated herein.

VIII. TERMS AND CONDITIONS

A. Purchases By Other Public Agencies

With the consent and agreement of the successful bidder(s), purchases may be made under this bid by other governmental agencies or political subdivisions within the State of Florida. Such purchases shall be governed by the same pricing, terms and conditions stated herein with no deviations allowed. This agreement in no way restricts or interferes with the right of any public agency or political subdivision to bid any or all of the items or services independently.

B. Amendments to Resultant Agreement

No modification, amendment, or alteration in the terms or conditions contained in the resultant Agreement shall be effective unless contained in a written document prepared with the same or similar formality as this Agreement and executed by duly authorized representatives of the County and Contractor.

C. Manufacturers' Name and Approved Equivalents

Manufacturers' names, trade names, brand names, information and/or catalog numbers listed in a specification are for information and not intended to limit competition. The bidder may offer any brand for which he is an authorized representative, which meets or exceeds the specifications for any item(s). If bids are based on equivalent products, indicate on the bid form the manufacturer's name and catalog number. Bidder shall submit with his bid, cuts, sketches, and descriptive literature and/or specifications. The bidder should also explain in detail the reason(s) why and submit proof that the proposed equivalent will meet the specifications and not be considered an exception thereto. The Leon County Board of County Commissioners reserves the right to be the sole judge of what is equal and acceptable. Bids which do not comply with these requirements are subject to rejection. If Bidder fails to name a substitute it will be assumed that he is bidding on, and he will be required to furnish goods identical to bid standard.

D. Ethical Business Practices

A. Gratuities. It shall be unethical for any person to offer, give, or agree to give any County employee, or for any County employee to solicit, demand, accept, or agree to accept from another person, a gratuity or an offer of employment in connection with any decision, approval, disapproval, recommendation, or preparation of any part of a program requirement or a purchase request, influencing the content of any specification or procurement standard, rendering of advice, investigation, auditing, or performing in any other advisory capacity in any proceeding or application, request for ruling, determination, claim or controversy, or other particular matter, subcontract, or to any solicitation therefor.

B. Kickbacks. It shall be unethical for any payment, gratuity, or offer of employment to be made by or on behalf of a subcontractor under a contract to the prime contractor or higher tier subcontractor or any person associated therewith, as an inducement for the award of a subcontract or order.

C. The Board reserves the right to deny award or immediately suspend any contract resulting from this bid pending final determination of charges of unethical business practices. At its sole discretion, the Board may deny award or cancel the contract if it determines that unethical business practices were involved.

E. Time and Liquidated Damages

The work to be performed under this contract shall be commenced within fifteen (15) days of the Notice to Proceed. All work to be performed under this Contract shall be completed within ninety (90) consecutive calendar days of the Notice to Proceed to final completion. If the work to be performed under this Contract is not completed within the time set forth

Bid Title: APALACHEE REGIONAL PARK ENTRANCE AND OTHER MISCELLANEOUS IMPROVEMENTS PROJECT

Bid Number BC-03-25-21-17

Opening Date: March 25, 2021, 2:00 pm

above, or within such extra time as may be granted by the County, the Contractor shall be deemed to be in default. For each day the Contractor is in default, the Contractor or its Surety shall pay to the County, not as a penalty, but as liquidated damages, an amount of \$3,000 per day.

Permitting the Contractor to continue and finish the work or any part of it after the expiration of the contract time allowed, including extensions, if any, shall in no way act as a waiver on the part of County of the liquidated damages due under the contract.

F. Disputes/Remedies

All disputes arising under or relating to this Agreement shall be resolved in accordance with this Section, except for disputes related to payments and payment disputes, which shall be addressed and resolved in accordance with Leon County Policy 96-1, as amended.

The Parties shall attempt to resolve all disputes that arise under this Agreement in good faith and in accordance with the following procedure:

1. The aggrieved Party shall give written notice to the other Party setting forth the nature of the dispute, date of occurrence (if known), and proposed equitable resolution.
2. Representatives of both Parties shall meet at the earliest opportunity to discuss and resolve the dispute. If the dispute is resolved to the mutual satisfaction of both, they shall report their decision to the Parties in writing.
3. If those representatives are unable to reconcile the dispute, they shall report their impasse to the appropriate County Director and the Contractor's designee, who, at their earliest opportunity, shall meet and attempt to reconcile the dispute.
4. Should the Director and the Contractor's designee fail to resolve the dispute, they shall report their impasse to the County Administrator, or authorized representative, and the Contractor's designee, who, at their earliest opportunity, shall review and attempt to resolve the dispute.
5. If the County Administrator and the Contractor's designee are not able to amicably resolve the dispute within fifteen (15) business days after the impasse is reported to them, then either Party can pursue whatever forms of relief that may be available to it under this Agreement, at law, or in equity.

G. Status

The Contractor shall at all times, relevant to this contract, be an independent contractor and in no event shall the Contractor, nor any employees or sub-contractors under it, be considered to be employees of Leon County.

H. Audits, Records, and Records Retention

The Contractor agrees:

1. To establish and maintain books, records, and documents (including electronic storage media) in accordance with generally accepted accounting procedures and practices, which sufficiently and properly reflect all revenues and expenditures of funds provided by the County under this contract.
2. To retain all client records, financial records, supporting documents, statistical records, and any other documents (including electronic storage media) pertinent to this contract for a period of five (5) years after termination of the contract, or if an audit has been initiated and audit findings have not been resolved at the end of five (5) years, the records shall be retained until resolution of the audit findings or any litigation which may be based on the terms of this contract.

EXHIBIT A - SOLICITATION DOCUMENT

Bid Title: APALACHEE REGIONAL PARK ENTRANCE AND OTHER MISCELLANEOUS IMPROVEMENTS PROJECT

Bid Number BC-03-25-21-17

Opening Date: March 25, 2021, 2:00 pm

3. Upon completion or termination of the contract and at the request of the County, the Contractor will cooperate with the County to facilitate the duplication and transfer of any said records or documents during the required retention period as specified in paragraph 1& 2 above.
4. To assure that these records shall be subject at all reasonable times to inspection, review, or audit by Federal, state, or other personnel duly authorized by the County.
5. Persons duly authorized by the County and Federal auditors, pursuant to 45 CFR, Part 92.36(l)(10), shall have full access to and the right to examine any of provider's contract and related records and documents, regardless of the form in which kept, at all reasonable times for as long as records are retained.
6. To include these aforementioned audit and record keeping requirements in all approved subcontracts and assignments.

IF THE CONTRACTOR HAS QUESTIONS REGARDING THE APPLICATION OF CHAPTER 119, FLORIDA STATUTES, TO THE CONTRACTOR'S DUTY TO PROVIDE PUBLIC RECORDS RELATING TO THIS CONTRACT, CONTACT THE CUSTODIAN OF PUBLIC RECORDS AT:

LEON COUNTY PURCHASING DIVISION

ATTN: SHELLY KELLEY, PURCHASING DIRECTOR

1800-3 N. BLAIRSTONE ROAD

TALLAHASSEE, FLORIDA 32308

I. Monitoring

To permit persons duly authorized by the County to inspect any records, papers, documents, facilities, goods, and services of the provider which are relevant to this contract, and interview any clients and employees of the provider to assure the County of satisfactory performance of the terms and conditions of this contract.

Following such evaluation, the County will deliver to the provider a written report of its findings and will include written recommendations with regard to the provider's performance of the terms and conditions of this contract. The provider will correct all noted deficiencies identified by the County within the specified period of time set forth in the recommendations. The provider's failure to correct noted deficiencies may, at the sole and exclusive discretion of the County, result in any one or any combination of the following: (1) the provider being deemed in breach or default of this contract; (2) the withholding of payments to the provider by the County; and (3) the termination of this contract for cause.

J. Right to Inspect Plant

The County may, at its discretion, inspect the part of the plant or place of business of a contractor or any subcontractor which is related to the performance of any contract awarded, or to be awarded, by Leon County. The right expressed herein shall be included in all contracts or subcontracts that involve the performance of any work or service involving Leon County.

K. Warranties

Bidder will warrant title to all goods sold as provided for in Section 672, Florida Statutes.

The Contractor is required to provide a one-year warranty to cover the materials and craftsmanship for the constructed facilities after the County's final acceptance.

Bid Title: APALACHEE REGIONAL PARK ENTRANCE AND OTHER MISCELLANEOUS IMPROVEMENTS PROJECT

Bid Number BC-03-25-21-17

Opening Date: March 25, 2021, 2:00 pm

L. Work

The awarded Contractor understands that no amount of work is guaranteed nor is the County under an obligation to utilize the services of the Contractor in those instances where the work to be performed can be done by County personnel or under separate contract. Any work to be performed shall be upon the written request of the County Administrator or his representative, which request shall set forth the commencing date of such work and the time within which such work shall be completed.

Leon County reserves the right to negotiate with the successful bidder/proposer for any related products or services not specifically stated in this solicitation.

M. Permits

The Contractor shall pay for and obtain all necessary permits, including but not limited to any required Building Permits and NPDES permit, as required by law.

Leon County applied for the U.S. Army Corps of Engineers Permit modification, Leon County Environmental Management Permit, and Leon County Sign Permit. It is anticipated to secure these permits prior to commencement of construction.

N. Assignment

This contract shall not be assigned or sublet as a whole or in part without the written consent of the County, nor shall the Contractor assign any monies due or to become due to him hereunder without the previous written consent of the County.

O. Indemnification

The Contractor agrees to indemnify and hold harmless the County, its officials, officers and employees, from and against any and all liabilities, damages, losses and costs, including, but not limited to reasonable attorney's fees, to the extent caused by the negligence, recklessness, or intentional wrongful misconduct of the Contractor and persons employed or utilized by the Contractor in the performance of this agreement.

The County may, at its sole option, defend itself or required the Contractor to provide the defense. The Contractor acknowledges that the sum of ten dollars (\$10.00) of the amount paid to the Contractor constitutes sufficient consideration for the Contractor's indemnification of the County, its officials, officers and employees.

It is understood that the Contractors responsibility to indemnify and defend the County, its officials, officers and employees is limited to the Contractors proportionate share of liability caused by the negligent acts or omissions of the Contractor, its delegates, agents or employees.

P. Warranty of Performance

1. **Warranty.** The Contractor represents and warrants that it possesses the knowledge, skill, experience, and financial capability required to perform and provide all services under this Agreement and that each person and entity that will provide the services is duly qualified to perform such services by all appropriate governmental authorities, where required, and is sufficiently experienced and skilled in the area(s) for which such person or entity will render such services. The Contractor represents and warrants that the services shall be performed in a skillful and respectful manner, and that the quality of all such services shall equal or exceed prevailing industry standards for the provision of such services.
2. **Breach of Warranty.** In entering into this Agreement, the Contractor acknowledges that the County is materially relying on the warranties stated in this paragraph. The County shall be entitled to recover any damages it incurs to the extent any such warranty is untrue. In addition, if any such warranty is false, the County shall have the right, at

Bid Title: APALACHEE REGIONAL PARK ENTRANCE AND OTHER MISCELLANEOUS IMPROVEMENTS PROJECT

Bid Number BC-03-25-21-17

Opening Date: March 25, 2021, 2:00 pm

its sole discretion, to terminate this Agreement without any further liability to the County, to deduct from any amounts due Contractor under this Agreement the full amount of any value paid in violation of a warranty, and to recover all sums paid to Contractor under this Agreement.

Q. Force Majeure

If either of the Parties is prevented from or delayed from performing any obligations under this Agreement (except payment or financial obligations) by circumstances beyond its control, including but not limited to fires, hurricanes, severe weather, floods, pandemics, quarantines, war, civil disturbances, acts of terrorism, acts of God, or significant threats of such circumstances, or any future laws, rules, regulations, orders, or acts of any local, state, or federal government (collectively "Force Majeure"), then the affected party shall be excused from performance hereunder during the period of inability to perform. The party claiming Force Majeure shall promptly notify the other party in writing when upon learning of the existence of a Force Majeure condition and when the Force Majeure condition has terminated. Notwithstanding anything in this Agreement to the contrary, the term "Force Majeure" does not include or excuse performance under this Agreement for events related to increased costs associated with fuel, labor, labor disputes, insurance, or other expenses of performing the obligations hereunder.

R. Severability

It is intended that each section of this Agreement shall be viewed as separate and divisible, and in the event that any section, or part thereof, shall be held to be invalid, the remaining sections and parts shall continue to be in full force and effect.

S. Law, Jurisdiction, Venue, Waiver of Jury Trial

This Agreement shall be interpreted and construed in accordance with and governed by the laws of the State of Florida. Venue for all actions arising from, related to, or in connection with this Agreement shall be in the state courts of the Second Judicial Circuit in and for Leon County, Florida. If any claim arising from, related to, or in connection with this Agreement must be litigated in federal court, the exclusive venue for any such lawsuit shall be in the United States District Court or United States Bankruptcy Court for the Northern District of Florida. By entering into this Agreement, the County and Contractor hereby expressly waive any rights either party may have to a trial by jury of any civil litigation related to this Agreement.

T. Construction

The validity, construction, and effect of this Agreement shall be governed by the laws of the State of Florida.

U. Conflicting Terms and Conditions

In the instance that terms, conditions, specifications, or other instruments are provided by architects, engineers, or persons other than County Procurement concerning the matters herein, then the terms and conditions in this Solicitation document shall prevail over all other terms and conditions.

V. Penalties

BIDS MAY BE REJECTED AND/OR Bidder(S) DISQUALIFIED FOR THE FOLLOWING REASONS:

1. Conviction in a court of law of any criminal offense in connection with the conduct of business

EXHIBIT A - SOLICITATION DOCUMENT

Bid Title: APALACHEE REGIONAL PARK ENTRANCE AND OTHER MISCELLANEOUS IMPROVEMENTS PROJECT

Bid Number BC-03-25-21-17

Opening Date: March 25, 2021, 2:00 pm

2. Clear and convincing evidence of a violation of any federal or state anti-trust law based on the submission of bids or proposals, or the awarding of contracts.
3. Clear and convincing evidence that the bidder has attempted to give a Board employee a gratuity of any kind for the purpose of influencing a recommendation or decision in connection with any part of the Board's purchasing activity.
4. Other reasons deemed appropriate by the Board of County Commissioners.

DRAFT

Bid Title: APALACHEE REGIONAL PARK ENTRANCE AND OTHER MISCELLANEOUS IMPROVEMENTS PROJECT

Bid Number BC-03-25-21-17

Opening Date: March 25, 2021, 2:00 pm

IX. SPECIFICATIONS

A. Summary of Work

The scope of work to be performed under this unit price bid will include the construction of a signature Entry and Roundabout at the Parks main entrance. Mill and resurface approximately 2200 LF of existing asphalt roadway along the main entrance roadway. Construction of two new entrance signs with associated landscaping and irrigation. The work includes all associated clearing, erosion control, earthwork, fill material, paving, grading, drainage, utilities, electrical, landscaping, signage, and installation of all miscellaneous appurtenances noted in the plans and specifications.

The project also includes construction of a Kayak Launch and Boardwalk adjacent to a water feature on the western side of the parcel. The launch will also have supporting parking infrastructure.

The proposed work is located at 7550 Apalachee Pkwy, Tallahassee, FL 32311 approximately 5.0 miles east of the intersection of US 319 (Capital Circle SE) and US 27 (Apalachee Parkway), located in;

County: Leon Section: 4,5,8 Township: 1S Range: 2E

B. General Requirements

The construction sequence and design notes are shown on the construction plans. The construction procedures, materials, equipment, and the technical specifications listed herein, shall be in accordance with the following specifications and contract documents:

1. Special Provisions of the Technical Specifications.
2. FDOT January 2021 Standard Specifications for Road and Bridge Construction.
3. FDOT FY 2020-21 Standard plans for Road and Bridge Construction and applicable Interim Revisions.
4. Leon County Amendments to the FDOT Standard Specifications for Road and Bridge Construction
5. Manual on Uniform Traffic Control Devices (MUTCD), U.S. Department of Transportation Federal Highway Administration, 2009 Edition (2nd Revision).

In the event of any conflict between the specifications, this contract shall be governed in the above specifications order.

C. Special Provisions

1. An allowance of 90 calendar days has been set for completion of this project, including utility coordination and lane closure. The daily liquidated damages are set at \$3,000.00 per day. Contractor shall develop the CONSTRUCTION SEQUENCE and it shall be accepted by the Engineer of Record and Project Owner.
2. Prime Contractor shall possess current and valid FDOT pre-qualifications in the Flexible Paving and Drainage work classes. The successful Contractor will need the ability to obtain Leon County building permits for portions of the construction.
3. All materials used for this project shall be on the FDOT's Approved Product List (APL) or from a plant with certified Quality Control (QC) Program by FDOT on the Production Facility Listing.
4. Leon County shall reserve the right to sample any or all materials to determine whether materials meet the required specifications or not.
5. Failure to meet specifications shall be cause for cancellation of delivery and rejection of materials provided for partial or full payment deduction as determined by the County representative.

Bid Title: APALACHEE REGIONAL PARK ENTRANCE AND OTHER MISCELLANEOUS IMPROVEMENTS PROJECT

Bid Number BC-03-25-21-17

Opening Date: March 25, 2021, 2:00 pm

6. All quality control testing costs shall be considered as incidental and included as part of the total bid.
7. Contractor is responsible to contact the Engineer of Record for confirmation on the shop drawing submittal requirements.
8. Contractor shall conduct a pre-construction meeting, inviting all involved agencies and utilities. Contractor shall not start work until all permits have been received and the "Notice to Proceed" from Leon County is issued.
9. The Contractor shall post all applicable permits and provide advanced notice flyers to adjacent property owners before construction.
10. Contractor shall deliver the construction schedule to the County for review and approval prior to the pre-construction meeting.
11. A National Pollutant Discharge Elimination System (NPDES) General Permit for Storm Water Discharges from Construction Activities may apply to this Contract. It is Contractor's responsibility to secure the NPDES permit prior to commencement of construction. A copy of the NPDES permit application form can be obtained through the Florida Department of Environmental Protection's (FDEP) web site at http://www.dep.state.fl.us/water/stormwater/npdes/permits_forms.htm.
12. If a NPDES permit is obtained, a copy of the permit shall be provided to the Leon County Public Works Department.
13. Contractor is responsible to verify the survey control points for construction stakeouts.
14. Before the final walkthrough, Contractor shall provide the as-built survey to Engineer of Record and Project Owner to close the project.
15. The construction stakeouts and as-built survey costs are included in the bid price.
16. The exact location of all utilities in vicinity of the construction activities shall be determined by Contractor prior to construction. Contractor shall contact all utility companies through Sunshine State One Call of Florida, Inc. (1-800-432-4770) two business days in advance of beginning construction. See Attachments #4A & #4B for the Utilities Coordination Information.
17. Working hours shall be from 8:00 a.m. to 6:00 p.m., Monday through Friday. However, upon the request of Contractor, County Engineer or his/her designee, may consider an alternative to these working hours based on the time of the year, site, weather, and traffic conditions.
18. There should be no works on holidays: New Year, Martin Luther King, Jr. Day, Memorial Day, Labor Day, Veterans Day, Thanksgiving, Friday after Thanksgiving, and Christmas.
19. No night work shall be performed unless approved by County Engineer.
20. Contractor is required to provide one-year warranty to cover the materials and craftsmanship for the constructed facilities after the County's final acceptance.
21. Contractor is responsible to obtain a qualified professional, with FDOT Advanced Maintenance of Traffic certificate, to prepare and submit the Maintenance of Traffic (MOT) Plan to Leon County for approval.
22. Two-week advanced notice is required by Leon County.
23. Coordinate with the Leon County Chief of Construction Management to implement the plan.
24. MOT Plan shall use traffic control devices listed in the Manual for Uniform Traffic Control Devices and follow FDOT Standard Plans Indices.
25. Contractor shall furnish, erect, and maintain all necessary barricades, warning, and detour signs with suitable and adequate lighting while providing flagmen where necessary to direct traffic, and take all other precautions to protect the workers and the public.

Bid Title: APALACHEE REGIONAL PARK ENTRANCE AND OTHER MISCELLANEOUS IMPROVEMENTS PROJECT

Bid Number BC-03-25-21-17

Opening Date: March 25, 2021, 2:00 pm

26. Contractor shall verify and clearly mark all property lines and easement limits prior to construction in the project area.
27. Contractor is required to take photos or videos of the project site before starting construction to prevent future disputes.
28. Any public or private property damaged outside the project limits by construction activities shall be restored / repaired at the Contractor's expense.
29. Contractor is responsible to establish a staging area with County Engineer's review and approval prior to commencement of construction. If the proposed staging area is outside the County easements, right-of-way, or properties, Contractor is required to obtain a Temporary Construction Staging Area Permit from Leon County Development Support and Environmental Management Department. Contractor is also responsible to obtain necessary permits if required by any other agencies.

D. Additional Information

The following documentations are provided to Contractor to comply with construction related requirements.

Attachment A - Roadway Plans

Attachment B - Landscape & Irrigation Plans

Attachment C - Landscape Specifications

Attachment D - Leon County Supplemental Specifications

Bid Title: APALACHEE REGIONAL PARK ENTRANCE AND OTHER MISCELLANEOUS IMPROVEMENTS PROJECT

Bid Number BC-03-25-21-17

Opening Date: March 25, 2021, 2:00 pm

X. **VENDOR QUESTIONNAIRE**

The County's preferred method of submission is to respond electronically via ProcureNow, however, bids may be submitted in person, by mail or other carrier.

If bidder prefers to provide a paper-based response, please submit an original copy and follow the instructions below:

1. Items listed on the bid checklist in this form and all other items required within this invitation to bid must be executed and/or submitted in a sealed envelope. Address your sealed envelope as follows:

Bid No. BC-03-25-21-17
Leon County Government
Leon County Purchasing Division
1800-3 N. Blair Stone Road
Tallahassee, Florida 32308

2. Bid must be typed or printed in ink. All corrections made by the bidder prior to the opening must be initialed and dated by the bidder. No changes or corrections will be allowed after bids are opened.

3. Bid must contain an original, manual signature of an authorized representative of the company.

A. **ACCEPTANCE OF COUNTY TERMS AND CONDITIONS***

Leon County objects to and shall not consider any additional terms or conditions submitted by a bidder, including any appearing in documents attached as part of a bidder's response. In submitting its bid response, a bidder agrees that any additional terms or conditions, whether submitted intentionally or inadvertently, shall have no force or effect. Failure to comply with terms and conditions, including those specifying information that must be submitted with a bid response, shall be grounds for rejecting a bid response or placing a bidder in default.

Does the bidder agree?

- Yes
 No

*Response required

B. **Bid Guarantee***

A Bid Bond is required for this project. Please upload your Bid Bond here.

If submitting a Cashier's Check in lieu of a Bid Bond, please scan a copy of the cashier's check, upload here, and also mail the original cashier's check to:

Leon County Government - Purchasing Division
1800-3 N. Blair Stone Road
Tallahassee, Florida 32308

The mailing must have the Project ID (BC-03-25-21-17), the Project Title (Apalachee Regional Park Entrance and Other Miscellaneous Improvements Project), and the Company Name printed clearly on the front of the envelope.

This must be postmarked no later than the date of the bid opening or your bid may be considered non-responsive.

*Response required

C. **Payment and Performance Bond***

A Payment and Performance Bond will be required for this project of the SUCCESSFUL BIDDER. Please confirm.

EXHIBIT A - SOLICITATION DOCUMENT

Bid Title: APALACHEE REGIONAL PARK ENTRANCE AND OTHER MISCELLANEOUS IMPROVEMENTS PROJECT

Bid Number BC-03-25-21-17

Opening Date: March 25, 2021, 2:00 pm

Please confirm

*Response required

D. Bid Response Cover Sheet with Signature*

*Response required

E. Trench Safety Act Confirmation*

Please confirm

*Response required

F. MWBE Information / Good Faith Effort*

All Respondents, including Minority Business Enterprise (MBE) firms and Women Business Enterprise (WBE) firms, must complete and submit the [MWBE Participation Plan Form](#) and any required documentation with your responses.

If you are unable to meet the project specific goal for MBE and WBE participation, IN ADDITION TO THE [MWBE Participation Plan Form](#), you must ALSO submit all [Good Faith Effort Forms](#) documenting your efforts to identify MBE and WBE firms to participate in order for your response to remain responsive to this solicitation.

To reiterate, regardless of whether you can meet the Goals or not, you MUST complete and submit the [MWBE Participation Plan Form](#) and any required documentation with your responses.

*Response required

G. Additional Forms to Fill Out and Submit*

Please submit the items on the following list and any other items required by any section of this Invitation for Bids. The checklist is provided as a courtesy and may not be inclusive of all items required within this Invitation for Bids.

Please see [Attachments](#) for all the necessary forms for the bidder to complete for this solicitation.

- Respondent and Team Summary Form
- Affidavit Immigration Laws
- Equal Opportunity and Affirmative Action Statement
- Identical Tie Bid Statement
- Contractor's Business Information & Applicable Licenses/Registrations
- Non-Collusion Affidavit
- Insurance Certification Form
- Certification/Debarment Form
- Local Vendor Certification (if applicable)
- Employment Eligibility (E-Verify)
- Leon County Substitute Form W-9
- No Pending Litigation Affidavit

*Response required

Bid Title: APALACHEE REGIONAL PARK ENTRANCE AND OTHER MISCELLANEOUS IMPROVEMENTS PROJECT

Bid Number BC-03-25-21-17

Opening Date: March 25, 2021, 2:00 pm

H. MWBE Participation Plan*

Please download the below documents, complete, and upload.

- [IFB-ITB Standard MWBE Forms...](#)

*Response required

DRAFT

EXHIBIT A - SOLICITATION DOCUMENT

Bid Title: APALACHEE REGIONAL PARK ENTRANCE AND OTHER MISCELLANEOUS IMPROVEMENTS PROJECT

Bid Number BC-03-25-21-17

Opening Date: March 25, 2021, 2:00 pm

XI. BID TABLE

ROADWAY

| Pay Item/Item Code | Pay Item Description | Quantity | Unit of Measure | Unit Price | Total Item Paid Amount | Comments |
|--------------------|---|----------|-----------------|------------|------------------------|----------|
| 101-1 | MOBILIZATION | 1 | LS | | | |
| 102-1 | MAINTENANCE OF TRAFFIC (90 Days) | 90 | DA | | | |
| 102-60 | WORK ZONE SIGN | 1,145 | ED | | | |
| 102-74-1 | CHANNELIZING DEVICE - TYPES I, II, DI, VP, DRUM, OR LCD | 1,940 | ED | | | |
| 102-74-2 | CHANNELIZING DEVICE, TYPES III, 6' | 320 | ED | | | |
| 102-99 | PORTABLE CHANGEABLE MESSAGE SIGN, TEMPORARY | 270 | ED | | | |
| 102-2-200 | SPECIAL DETOUR | 800 | SY | | | |
| 104-10-3 | SEDIMENT BARRIER | 1,396 | LF | | | |
| 104-11 | FLOATING TURBIDITY BARRIER | 124 | LF | | | |
| 110-1-1 | CLEARING & GRUBBING | 1.08 | LS/AC | | | |
| 110-21 | TREE BARRICADE | 445 | LF | | | |
| 120-1 | REGULAR EXCAVATION | 7,737 | CY | | | |
| 120-2-2 | BORROW EXCAVATION, TRUCK MEASURE | 4,379 | CY | | | |
| 160-4 | TYPE 'B' STABILIZATION | 1,923 | SY | | | |
| 285-704 | OPTIONAL BASE, BASE GROUP 04 | 153 | SY | | | |
| N/A | TRIA X TX5 GEOGRID | 865 | SF | | | |
| N/A | TRUEGRID PAVING SYSTEM | 865 | SF | | | |
| N/A | TRUEGRID AGGREGATE | 96.11 | SY | | | |
| 285-706 | OPTIONAL BASE, BASE GROUP 06 | 2,115 | SY | | | |

EXHIBIT A - SOLICITATION DOCUMENT

Bid Title: APALACHEE REGIONAL PARK ENTRANCE AND OTHER MISCELLANEOUS IMPROVEMENTS PROJECT

Bid Number BC-03-25-21-17

Opening Date: March 25, 2021, 2:00 pm

| | | | | | | |
|-------------|--|---------|----|--|--|--|
| 327-70-1 | MILLING EXIST ASPH PAVT, 1" AVG DEPTH | 5,694 | SY | | | |
| N/A | TRUCK APRON PAVERS | 1,721.8 | SF | | | |
| 334-1-52 | SUPERPAVE ASPHALTIC CONCRETE, TRAFFIC B, PG76-22 | 530.19 | TN | | | |
| 425-1-910 | INLETS, CLOSED FLUME | 1 | EA | | | |
| 430-1-541 | INLETS, DITCH BOTTOM, TYPE D, <10' | 3 | EA | | | |
| 430-175-118 | PIPE CULVERT, OPTIONAL MATERIAL, ROUND, 18" S/CD | 361 | LF | | | |
| 430-175-230 | PIPE CULVERT, OPTIONAL MATERIAL, OTHER SHAPE - ELIP/ARCH, 30" S/CD | 44 | LF | | | |
| 430-982-125 | MITERED END SECTION, OPTIONAL RD, 18" CD | 4 | EA | | | |
| 430-982-633 | MITERED END SECTION, OPTIONAL - ELLIPTICAL / ARCH, 30" CD | 1 | EA | | | |
| 515-1-2 | PIPE HANDRAIL - GUIDERAIL, ALUMINIUM | 18 | LF | | | |
| 520-1-10 | CONCRETE CURB AND GUTTER, TYPE 'F' | 425 | LF | | | |
| 520-2-1 | CONCRETE CURB TYPE 'A' | 466 | LF | | | |
| 520-2-8 | CONCRETE CURB TYPE 'RA' | 220 | LF | | | |
| 522-1 | CONCRETE SIDEWALK 4" | 235.4 | SY | | | |
| 522-2 | CONCRETE SIDEWALK 6" | 56.9 | SY | | | |
| 524-1-4 | CONCRETE DITCH PAVEMENT, NON REINFORCED, 4" | 46.2 | SY | | | |
| 527-2 | DETECTABLE WARNINGS | 170 | SY | | | |
| 542-70 | WHEEL STOP | 5 | EA | | | |
| 550-10-210 | FENCING, TYPE B, 0.0 - 5.0', STANDARD FEATURES | 114 | LF | | | |

EXHIBIT A - SOLICITATION DOCUMENT

Bid Title: APALACHEE REGIONAL PARK ENTRANCE AND OTHER MISCELLANEOUS IMPROVEMENTS PROJECT

Bid Number BC-03-25-21-17

Opening Date: March 25, 2021, 2:00 pm

| | | | | | | |
|--------------|---|-----|----|--|--|--|
| 550-60-400 | FENCE GATE, RESET EXISTING | 1 | EA | | | |
| 570-1-3 | PERFORMANCE TURF, (SOD & SOIL) SHLDR TREATMENT | 529 | SY | | | |
| N/A | BICYCLE RACK | 1 | EA | | | |
| N/A | BOARDWALK | 1 | LS | | | |
| N/A | FLOATING DOCK SYSTEM | 1 | LS | | | |
| N/A | COVERED PLASTIC GARBAGE CAN | 1 | LS | | | |
| N/A | ELECTRIC GATE SYSTEM, FURNISH AND INSTALL AND REMOVAL | 1 | LS | | | |
| N/A | SECURITY LIGHTS | 2 | LS | | | |
| N/A | MONITORING WELL CAP AND ADJUSTMENT | 2 | LS | | | |
| TOTAL | | | | | | |

SIGNING AND PAVEMENT MARKING

| Pay Item/Item Code | Pay Item Description | Quantity | Unit of Measure | Unit Price | Total | Comments |
|--------------------|---|----------|-----------------|------------|-------|----------|
| 700-1-11 | SINGLE POST SIGN, F&I, GROUND MOUNT, UP TO 12 SF | 19 | AS | | | |
| N/A | WAYFINDING SIGNS | 4 | LS | | | |
| 700-1-50 | SINGLE POST SIGN, RELOCATE | 1 | AS | | | |
| 700-1-60 | SINGLE POST SIGN, REMOVE | 4 | AS | | | |
| 710-11-101 | PAINTED PAVEMENT MARKINGS, STANDARD, WHITE, SOLID, 6" | 1.09 | GM | | | |
| 710-11-123 | PAINTED PAVEMENT MARKINGS, STANDARD, WHITE SOLID, 12" | 254 | LF | | | |

EXHIBIT A - SOLICITATION DOCUMENT

Bid Title: APALACHEE REGIONAL PARK ENTRANCE AND OTHER MISCELLANEOUS IMPROVEMENTS PROJECT

Bid Number BC-03-25-21-17

Opening Date: March 25, 2021, 2:00 pm

| | | | | | | |
|--------------|---|------|----|--|--|--|
| 710-11-125 | PAINTED PAVEMENT MARKINGS, STANDARD, WHITE, SOLID, 24" | 144 | LF | | | |
| 710-11-141 | PAINTED PAVEMENT MARKINGS, STANDARD, WHITE, SKIP, 6" (2' - 4') | 0.02 | GM | | | |
| 710-11-160 | PAINTED PAVEMENT MARKINGS, STANDARD, WHITTE MESSAGE OR SYMBOL | 1 | EA | | | |
| 710-11-201 | PAINTED PAVEMENT MARKINGS, STANDARD, YELLOW, SOLID, 6" | 1.09 | GM | | | |
| 710-11-421 | PAINTED PAVEMENT MARKINGS, STANDARD, BLUE, SOLID FOR PARKING LOT- ACCESSIBLE MARKINGS, 6" | 49 | LF | | | |
| 711-11-101 | THERMOPLASTIC, STANDARD, WHITE, SOLID, 6" | 0.9 | GM | | | |
| 711-11-123 | THERMOPLASTIC, STANDARD, WHITE, SOLID, 12" FOR CROSSWALK | 254 | LF | | | |
| 711-11-125 | THERMOPLASTIC, STANDARD, WHITE, SOLID, 24" FOR CROSSWALK | 144 | LF | | | |
| 711-11-141 | THERMOPLASTIC, STANDARD, WHITE, SKIP, 6" (2'-4') | 0.02 | GM | | | |
| 711-16-201 | THERMOPLASTIC, STANDARD-OTHER SURFACES, YELLOW, SOLID, 6" | 0.91 | GM | | | |
| TOTAL | | | | | | |

LANDSCAPING (MAIN ENTRANCE)

INCLUDES SITE PREPARATION AND EARTHWORK, LANDSCAPE, IRRIGATION, AND SITE LIGHTING.

| Pay Item/Item Code | Pay Item Description | Quantity | Unit of Measure | Unit Price | Total | Comments |
|--------------------|----------------------|----------|-----------------|------------|-------|----------|
|--------------------|----------------------|----------|-----------------|------------|-------|----------|

EXHIBIT A - SOLICITATION DOCUMENT

Bid Title: APALACHEE REGIONAL PARK ENTRANCE AND OTHER MISCELLANEOUS IMPROVEMENTS PROJECT

Bid Number BC-03-25-21-17

Opening Date: March 25, 2021, 2:00 pm

| | | | | | | |
|-----|---|--------|----|--|--|--|
| N/A | Fine Hand Grading (Landscape Areas, Sod Areas) | 94,470 | SF | | | |
| N/A | Demolition of Existing Stone Signage at Entry | 1 | LS | | | |
| N/A | Tree Removal (Diseased and Dead Trees) | 1 | LS | | | |
| N/A | ENTRY SIGNAGE MONUMENTS | 2 | EA | | | |
| N/A | Southern Live Oak - Quercus Virginiana (2" Cal - 12' - 14' HT) | 4 | EA | | | |
| N/A | Florida Flame Red Maple - Acer Rubrum ' Florida Flame' (2" Cal - 12 - 14' HT) | 3 | EA | | | |
| N/A | Eastern Redbud - Cercis Canadensis (2" Cal - 10'-12' HT) | 5 | EA | | | |
| N/A | Tulip Poplar 'Liriodendron Tulipifera' (2" Cal - 8' - 10' HT) | 5 | EA | | | |
| N/A | Southern Magnolia - Magnolia Grandiflora' (2" Cal - 10' - 12' HT) | 5 | EA | | | |
| N/A | East Palatka Holly 'Ilex x Attenuata-east Palatka (2" Cal - 8' - 10' | 4 | EA | | | |
| N/A | Longleaf Pine 'Pinus Palustris' (2" Cal - 12' - 14' HT) | 6 | EA | | | |
| N/A | Cabbage Palm - Sabal Palmetto (10' - 12' CT) | 9 | EA | | | |
| N/A | Loropetalum - Loropetalum Chinese 'Ever Red Sunset' (7 Gal) | 21 | EA | | | |
| N/A | Saw Palmetto - Serenoa Repens (3 Gal) | 56 | EA | | | |
| N/A | Sweet Viburnum - Viburnum Odoratissum (3 Gal) | 9 | EA | | | |

EXHIBIT A - SOLICITATION DOCUMENT

Bid Title: APALACHEE REGIONAL PARK ENTRANCE AND OTHER MISCELLANEOUS IMPROVEMENTS PROJECT

Bid Number BC-03-25-21-17

Opening Date: March 25, 2021, 2:00 pm

| | | | | | | |
|--------------|--|--------|----|--|--|--|
| N/A | Variegated Century Plant - Agave Americana 'Variegata' (7 Gal) | 2 | EA | | | |
| N/A | Double Knockout Rose - Rosa x 'Radtko' (3 Gal) | 6 | EA | | | |
| N/A | Wheeler's Dwarf Pittosporum - Pittosporum Tobira ' Wheeler's Dwarf (3 Gal) | 33 | EA | | | |
| N/A | Blue Rug Juniper - Juniperus Horizontalis 'Wiltonii' (1 Gal) | 176 | EA | | | |
| N/A | Blue Siberian Iris - Iris Siberica ' Bennerup Blue' (3 Gal) | 40 | EA | | | |
| N/A | African Iris - Dietes Vegata (1 Gal) | 147 | EA | | | |
| N/A | Pink Muhly Grass - Mehlenbergia Capillaris 'Pink Cloud' (3 Gal) | 258 | EA | | | |
| N/A | Passion Flower Vine 'Passiflora Incarnata' (1 Gal - 12" - 18" Leader) | 37 | EA | | | |
| N/A | Sod - Centipede Grass | 67,286 | SF | | | |
| N/A | Soil Amendments (Landscape Beds and Sod Areas) | 94,470 | SF | | | |
| N/A | (40% of Landscape Total - All Landscape Beds and Sod Areas) | 1 | LS | | | |
| N/A | Low Voltage Accent Lighting (at Entry Signage Only) - Assume Re-use of Existing Electrical Service | 1 | LS | | | |
| TOTAL | | | | | | |

LANDSCAPING (A2 AREA SCREENING)

INCLUDES SITE PREPARATION AND EARTHWORK, LANDSCAPE, AND IRRIGATION

Bid Title: APALACHEE REGIONAL PARK ENTRANCE AND OTHER MISCELLANEOUS IMPROVEMENTS PROJECT

Bid Number BC-03-25-21-17

Opening Date: March 25, 2021, 2:00 pm

| Pay Item/Item Code | Pay Item Description | Quantity | Unit of Measure | Unit Price | Total | Comments |
|--------------------|---|----------|-----------------|------------|-------|----------|
| N/A | Fine Hand Grading (Landscape Areas, Sod Areas) | 30,790 | SF | | | |
| N/A | Southern Live Oak - Quercus Virginiana (2" Cal - 12' - 14' HT) | 1 | EA | | | |
| N/A | American Holly - Ilex Opaca (2" Cal - 9' - 12' HT) | 3 | EA | | | |
| N/A | East Palatka Holly - Ilex Attenuata (2" Cal 8' - 10' HT) | 4 | EA | | | |
| N/A | Tulip Poplar 'Liriodendron Tulipifera' (2" Cal - 8' - 10' HT) | 1 | EA | | | |
| N/A | Southern Magnolia - Magnolia Grandiflora' (2" Cal - 10' - 12' HT) | 10 | EA | | | |
| N/A | Longleaf Pine - Pinus Palustris (2" Cal - 12' -14' HT) | 3 | EA | | | |
| N/A | American Beautyberry - Callicarpa Americana (7 Gal) | 3 | EA | | | |
| N/A | Rhododendron Indica 'Formosa' (3 Gal) | 7 | EA | | | |
| N/A | Saw Palmetto - Serenoa Repens (3 Gal) | 15 | EA | | | |
| N/A | Sweet Viburnum - Viburnum Odoratissum (7 Gal) | 4 | EA | | | |
| N/A | Sod - Centipede Grass | 20,534 | SF | | | |
| N/A | Soil Amendments (Landscape Beds and Sod Areas) | 30,790 | SF | | | |
| N/A | (40% of Landscape Total - All Landscape Beds and Sod Areas) | 1 | LS | | | |

Bid Title: APALACHEE REGIONAL PARK ENTRANCE AND OTHER MISCELLANEOUS IMPROVEMENTS PROJECT

Bid Number BC-03-25-21-17

Opening Date: March 25, 2021, 2:00 pm

| |
|--------------|
| TOTAL |
|--------------|

DRAFT

COMPONENTS OF CONTRACT PLANS SET

- ROADWAY PLANS
- LANDSCAPE PLANS
- IRRIGATION PLANS

EXHIBIT A - SOLICITATION DOCUMENT

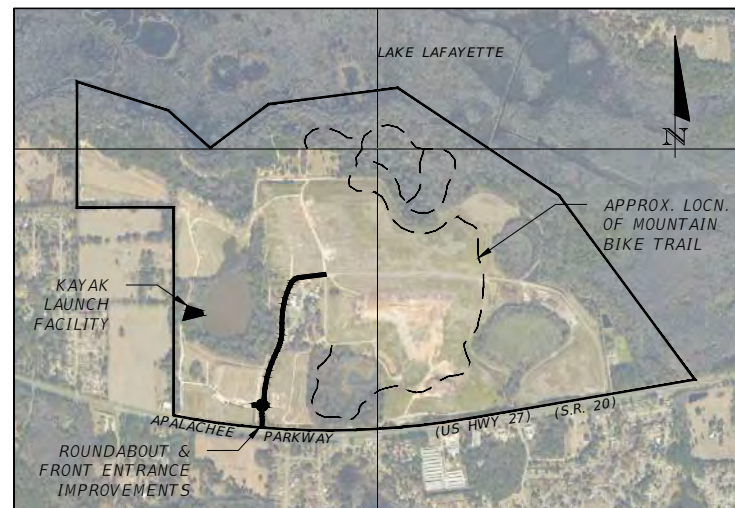
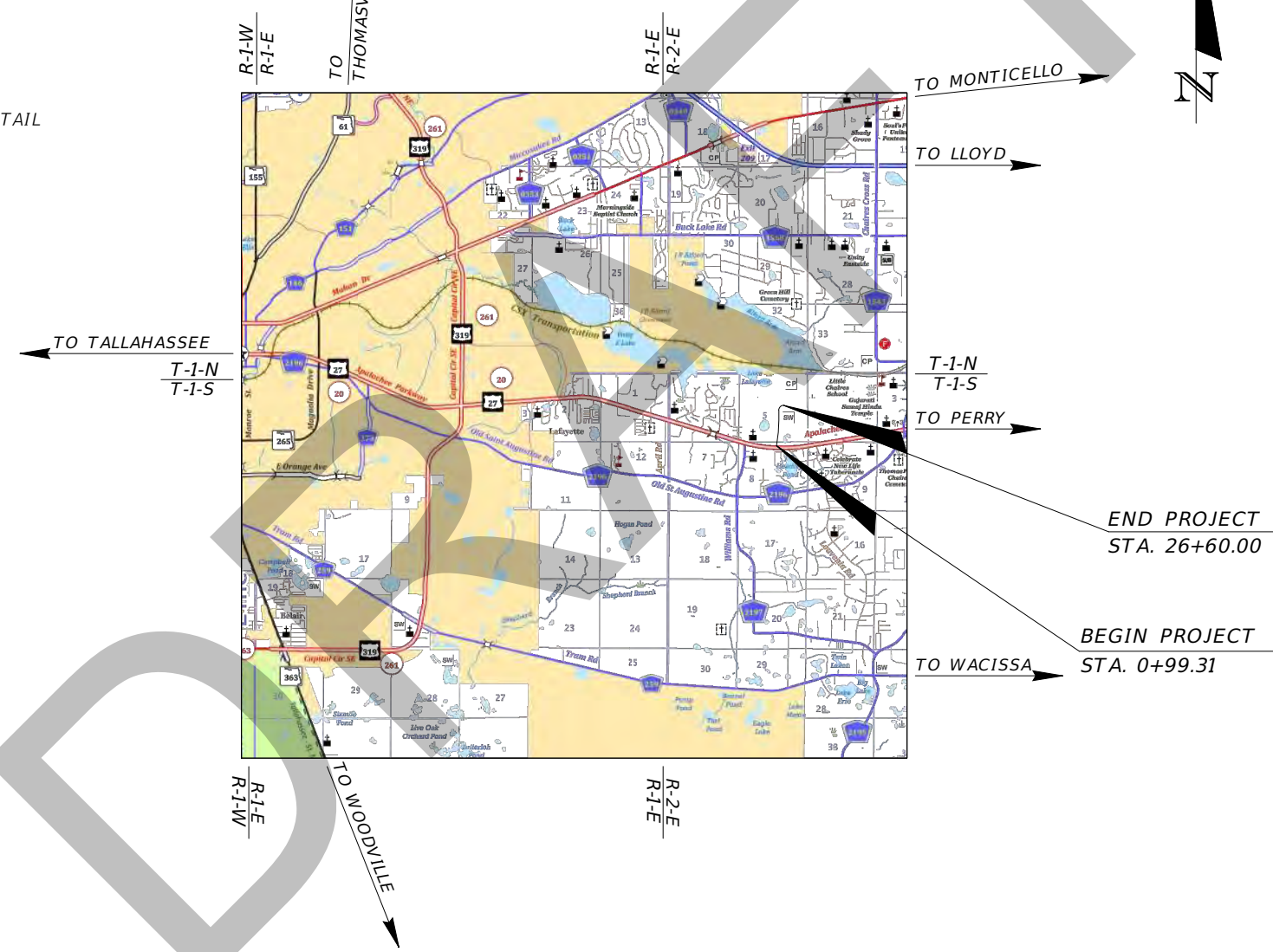
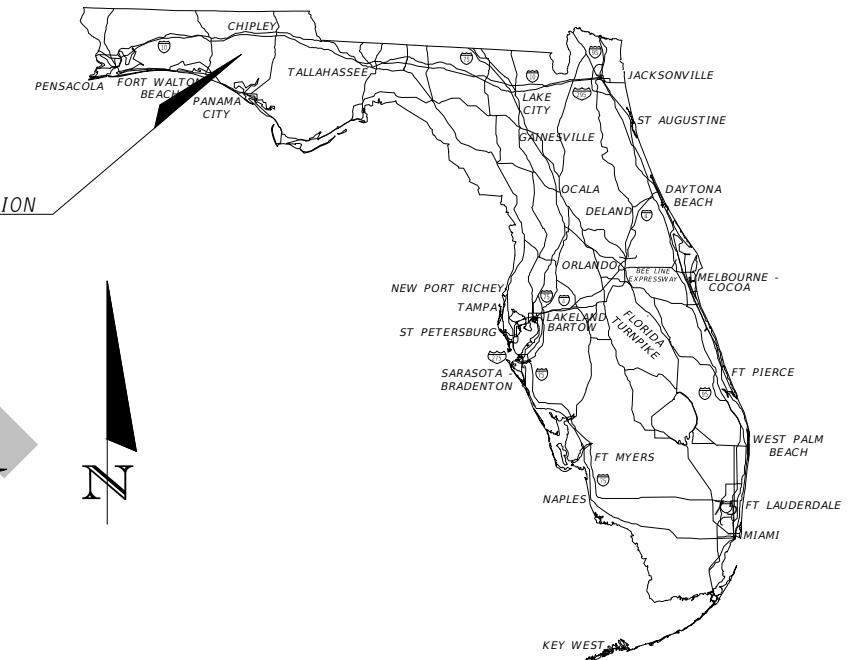
LEON COUNTY
DEPARTMENT OF PUBLIC WORKS

INDEX OF ROADWAY PLANS

| | |
|-------------|--|
| SHEET NO. | SHEET DESCRIPTION |
| 01 | KEYSHEET |
| 02 | SIGNATURE SHEET |
| 03 - 04 | DRAINAGE MAP |
| 05 | SUMMARY OF DRAINAGE STRUCTURES |
| 06 - 07 | TYPICAL SECTIONS |
| 08 | OVERALL SITE PLAN |
| 09 - 10 | PROJECT LAYOUT |
| 11 | GENERAL NOTES |
| 12 - 13 | ROADWAY PLAN/PROFILE |
| 14 - 15 | ROADWAY PLAN |
| 16 | ROUNDBOUT GEOMETRIC AND ELEVATION DETAIL |
| 17 - 22 | SPECIAL DETAILS |
| 23 - 26 | CROSS SECTIONS |
| 27 | PADDLE LAUNCH SITE PLAN |
| 28 - 30 | PADDLE LAUNCH DOCK DETAILS |
| 31 - 40 | TEMPORARY TRAFFIC CONTROL PLAN |
| 41 - 42 | DEMOLITION PLAN |
| 43 - 45 | TREE REMOVAL PLANS |
| 46 - 48 | SIGNING & PAVEMENT MARKING PLAN |
| 49 - 59 | ENTRANCE SIGN & BOARDWALK DETAILS |
| 60 - 62 | FLOATING DOCK DETAIL |
| SQ-1 - SQ-8 | SUMMARY OF QUANTITIES |

CONTRACT PLANS

LEON COUNTY
APALACHEE REGIONAL PARK IMPROVEMENTS
7300, 7550, & 7560 APALACHEE PARKWAY
PARCEL ID 32-04-20-851-0000



VICINITY MAP
1" = 4000'

END PROJECT
STA. 26+60.00

BEGIN PROJECT
STA. 0+99.31

OWNER:
LEON COUNTY
C/O DIVISION OF REAL ESTATE
MANAGEMENT
301 SOUTH MONROE STREET
SUITE 202
TALLAHASSEE, FL 32301

ENGINEER OF RECORD:
DUSTIN T. EVANS
P.E. NO.: 71488
GREENMAN-PEDERSEN, INC.
1590 VILLAGE SQUARE BOULEVARD
TALLAHASSEE, FL 32309
(850) 668-5211
VENDOR NUMBER: F11-2537074

PROJECT MANAGER:
FELTON ARD, P.E.
435 N. MACOMB STREET
TALLAHASSEE, FL 32301
(850)606-1515

REVISIONS:
APALACHEE REGIONAL PARK PLANS
△ ROADWAY SHEETS 2A, 8, 11-14, 17, 22-29, 35-38, 41-42, 44-45, 49, 53-59, SQ-1, SQ-3-SQ-4 (REVISED 03/15/21)
△ LANDSCAPE SHEETS HS00, LS03, LS10 (REVISED 03/15/21)

GOVERNING STANDARD PLANS:
Florida Department of Transportation, FY2020-21 Standard plans for Road and Bridge Construction and applicable Interim Revisions (Irs).

GOVERNING STANDARD SPECIFICATIONS:
Florida Department of Transportation, January, 2021 Standard Specifications for Road and Bridge Construction at the following website:

Standard Plans for Road Construction and associated Irs are available at the following website:
<http://www.fdot.gov/design/Standardplans.shtm>

<http://www.fdot.gov/programmanagement/Implemented/SpecBooks>


| FISCAL YEAR | SHEET NO. |
|-------------|-----------|
| 21 | 01 |

NOTICE: THE OFFICIAL RECORD OF THIS SHEET IS THE ELECTRONIC FILE DIGITALLY SIGNED AND SEALED UNDER RULE 61G15-23.004, F.A.C.

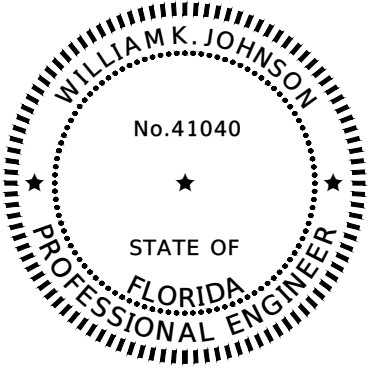
THIS ITEM HAS BEEN DIGITALLY SIGNED AND SEALED BY

EXHIBIT A - SOLICITATION DOCUMENT
THIS ITEM HAS BEEN DIGITALLY SIGNED AND SEALED BY


THIS ITEM HAS BEEN DIGITALLY SIGNED AND SEALED BY



ON THE DATE ADJACENT TO THE SEAL
PRINTED COPIES OF THIS DOCUMENT ARE NOT CONSIDERED SIGNED AND SEALED AND THE SIGNATURE MUST BE VERIFIED ON ANY ELECTRONIC COPIES.
GREENMAN-PEDERSEN INC.
1590 VILLAGE SQUARE BOULEVARD
TALLAHASSEE, FLORIDA 32309
DUSTIN T. EVANS, P.E. NO. 71488



ON THE DATE ADJACENT TO THE SEAL
PRINTED COPIES OF THIS DOCUMENT ARE NOT CONSIDERED SIGNED AND SEALED AND THE SIGNATURE MUST BE VERIFIED ON ANY ELECTRONIC COPIES.
GREENMAN-PEDERSEN INC.
1590 VILLAGE SQUARE BOULEVARD
TALLAHASSEE, FLORIDA 32309
WILLIAM K. JOHNSON, P.E. NO. 41040



ON THE DATE ADJACENT TO THE SEAL
PRINTED COPIES OF THIS DOCUMENT ARE NOT CONSIDERED SIGNED AND SEALED AND THE SIGNATURE MUST BE VERIFIED ON ANY ELECTRONIC COPIES.
GREENMAN-PEDERSEN INC.
1590 VILLAGE SQUARE BOULEVARD
TALLAHASSEE, FLORIDA 32309
JUAN ORTEGA-ROSALES, P.E. NO. 64033

THE ABOVE NAMED PROFESSIONAL ENGINEER SHALL BE RESPONSIBLE FOR THE FOLLOWING SHEETS IN ACCORDANCE WITH RULE 61G15-23.004, F.A.C.

THE ABOVE NAMED PROFESSIONAL ENGINEER SHALL BE RESPONSIBLE FOR THE FOLLOWING SHEETS IN ACCORDANCE WITH RULE 61G15-23.004, F.A.C.

THE ABOVE NAMED PROFESSIONAL ENGINEER SHALL BE RESPONSIBLE FOR THE FOLLOWING SHEETS IN ACCORDANCE WITH RULE 61G15-23.004, F.A.C.

INDEX OF ROADWAY PLANS

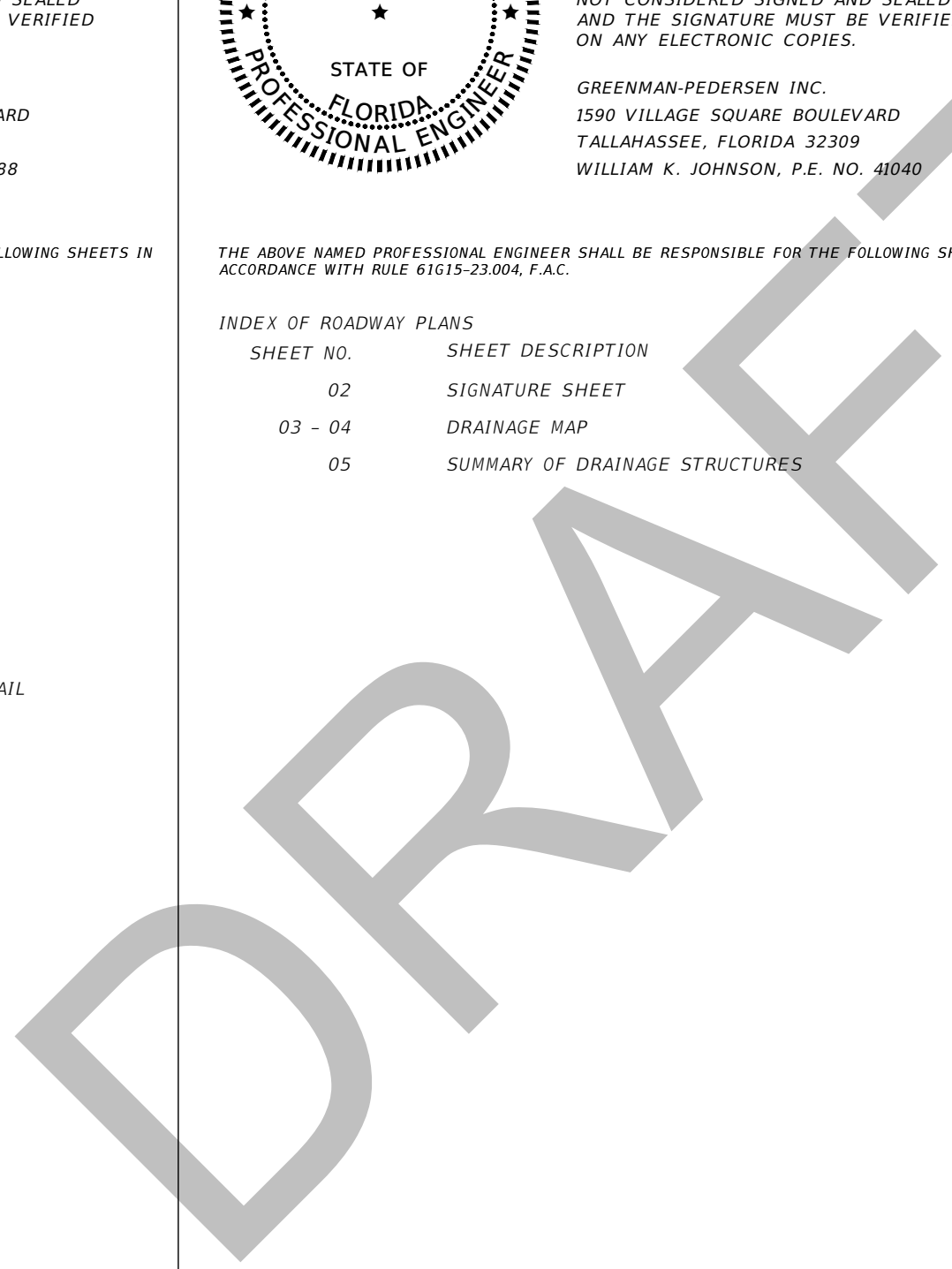
| SHEET NO. | SHEET DESCRIPTION |
|-------------|--|
| 01 | KEYSHEET |
| 02 | SIGNATURE SHEET |
| 06 - 07 | TYPICAL SECTIONS |
| 08 | OVERALL SITE PLAN |
| 09 - 10 | PROJECT LAYOUT |
| 11 | GENERAL NOTES |
| 12 - 13 | ROADWAY PLAN/PROFILE |
| 14 - 15 | ROADWAY PLAN |
| 16 | ROUNDAABOUT GEOMETRIC AND ELEVATION DETAIL |
| 17 - 22 | SPECIAL DETAILS |
| 23 - 26 | CROSS SECTIONS |
| 27 | PADDLE LAUNCH SITE PLAN |
| 28 - 30 | PADDLE LAUNCH DOCK DETAILS |
| 31 - 40 | TEMPORARY TRAFFIC CONTROL PLAN |
| 41 - 42 | DEMOLITION PLAN |
| 43 - 45 | TREE REMOVAL PLANS |
| 46 - 48 | SIGNING & PAVEMENT MARKING PLAN |
| 60 - 62 | FLOATING DOCK DETAILS |
| SQ-1 - SQ-8 | SUMMARY OF QUANTITIES |

INDEX OF ROADWAY PLANS

| SHEET NO. | SHEET DESCRIPTION |
|-----------|--------------------------------|
| 02 | SIGNATURE SHEET |
| 03 - 04 | DRAINAGE MAP |
| 05 | SUMMARY OF DRAINAGE STRUCTURES |

INDEX OF ROADWAY PLANS

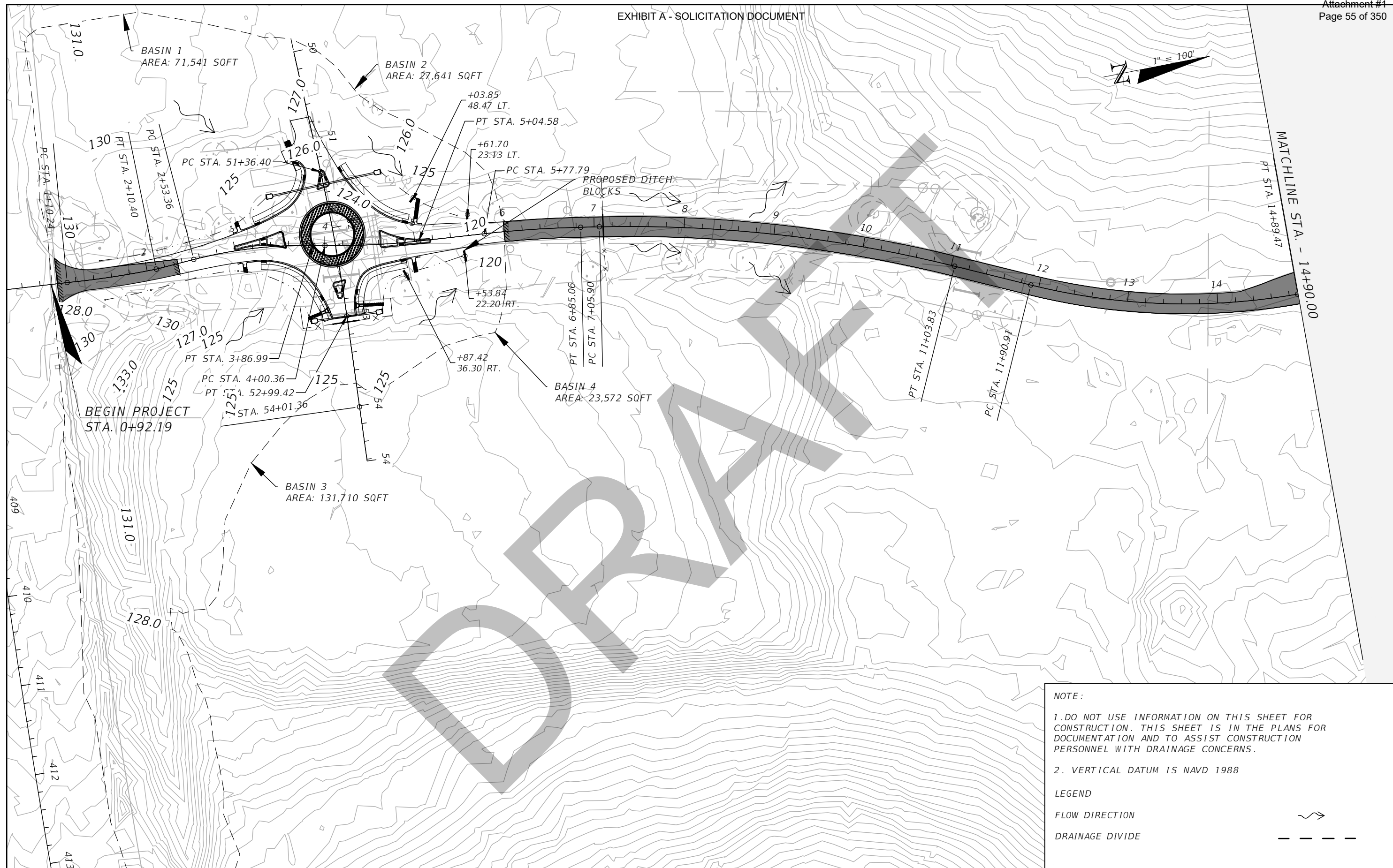
| SHEET NO. | SHEET DESCRIPTION |
|-----------|-----------------------------------|
| 02 | SIGNATURE SHEET |
| 49 - 59 | ENTRANCE SIGN & BOARDWALK DETAILS |



| REVISIONS | | | | DUSTIN T. EVANS, P.E. P.E. LICENSE NUMBER 71488 GREENMAN-PEDERSEN, INC. 1590 VILLAGE SQUARE BOULEVARD TALLAHASSEE, FLORIDA 32309 | LEON COUNTY DEPARTMENT OF PUBLIC WORKS | | | SHEET NO. 02 |
|-----------|-------------|------|-------------|--|---|--------|-----|---------------------|
| DATE | DESCRIPTION | DATE | DESCRIPTION | | ROAD NO. | COUNTY | | |
| --- | --- | | | | N/A | LEON | N/A | |

SIGNATURE SHEET

EXHIBIT A - SOLICITATION DOCUMENT



NOTE :

- DO NOT USE INFORMATION ON THIS SHEET FOR CONSTRUCTION. THIS SHEET IS IN THE PLANS FOR DOCUMENTATION AND TO ASSIST CONSTRUCTION PERSONNEL WITH DRAINAGE CONCERNS.
- VERTICAL DATUM IS NAVD 1988

LEGEND

FLOW DIRECTION

DRAINAGE DIVIDE

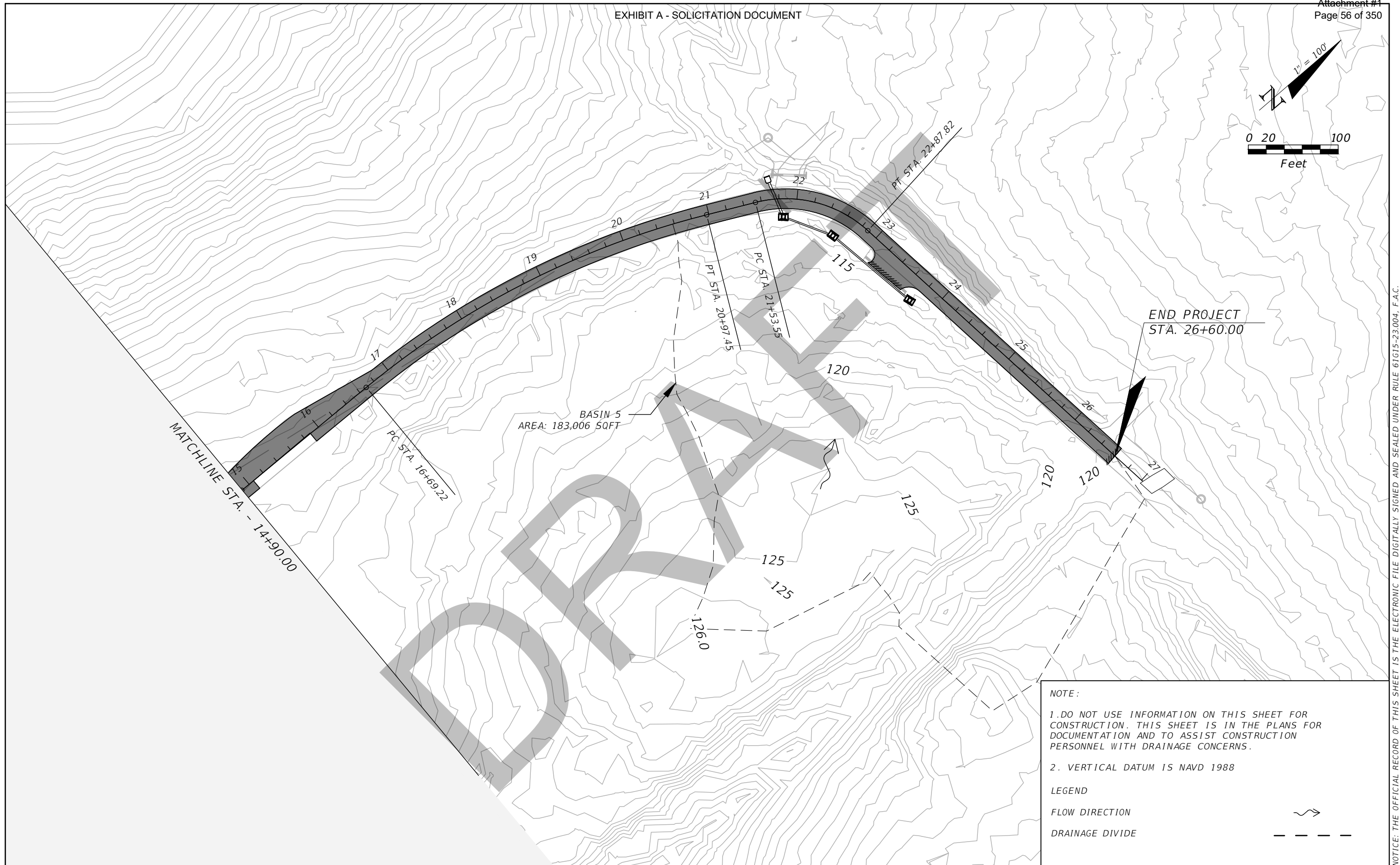
| REVISIONS | | | |
|-----------|-------------|------|-------------|
| DATE | DESCRIPTION | DATE | DESCRIPTION |
| | | | |

WILLIAM K. JOHNSON, P.E.
P.E. LICENSE NUMBER 41040
GREENMAN-PEDERSEN, INC.
1590 VILLAGE SQUARE BOULEVARD
TALLAHASSEE, FLORIDA 32309

| | | |
|---|--------|----------------------|
| LEON COUNTY DEPARTMENT OF PUBLIC WORKS | | |
| ROAD NO. | COUNTY | FINANCIAL PROJECT ID |
| N/A | LEON | N/A |

| | | |
|---------------------|--|------------------------|
| DRAINAGE MAP | | SHEET NO. 03 |
|---------------------|--|------------------------|


NOTICE: THE OFFICIAL RECORD OF THIS SHEET IS THE ELECTRONIC FILE DIGITALLY SIGNED AND SEALED UNDER RULE 61G15-23.004, F.A.C.




NOTE :

- DO NOT USE INFORMATION ON THIS SHEET FOR CONSTRUCTION. THIS SHEET IS IN THE PLANS FOR DOCUMENTATION AND TO ASSIST CONSTRUCTION PERSONNEL WITH DRAINAGE CONCERNS.
- VERTICAL DATUM IS NAVD 1988

LEGEND

FLOW DIRECTION 

DRAINAGE DIVIDE 

| REVISIONS | | | |
|-----------|-------------|------|-------------|
| DATE | DESCRIPTION | DATE | DESCRIPTION |
| --- | --- | --- | --- |

WILLIAM K. JOHNSON, P.E.
P.E. LICENSE NUMBER 41040
GREENMAN-PEDERSEN, INC.
1590 VILLAGE SQUARE BOULEVARD
TALLAHASSEE, FLORIDA 32309

| LEON COUNTY DEPARTMENT OF PUBLIC WORKS | | |
|---|--------|----------------------|
| ROAD NO. | COUNTY | FINANCIAL PROJECT ID |
| N/A | LEON | N/A |

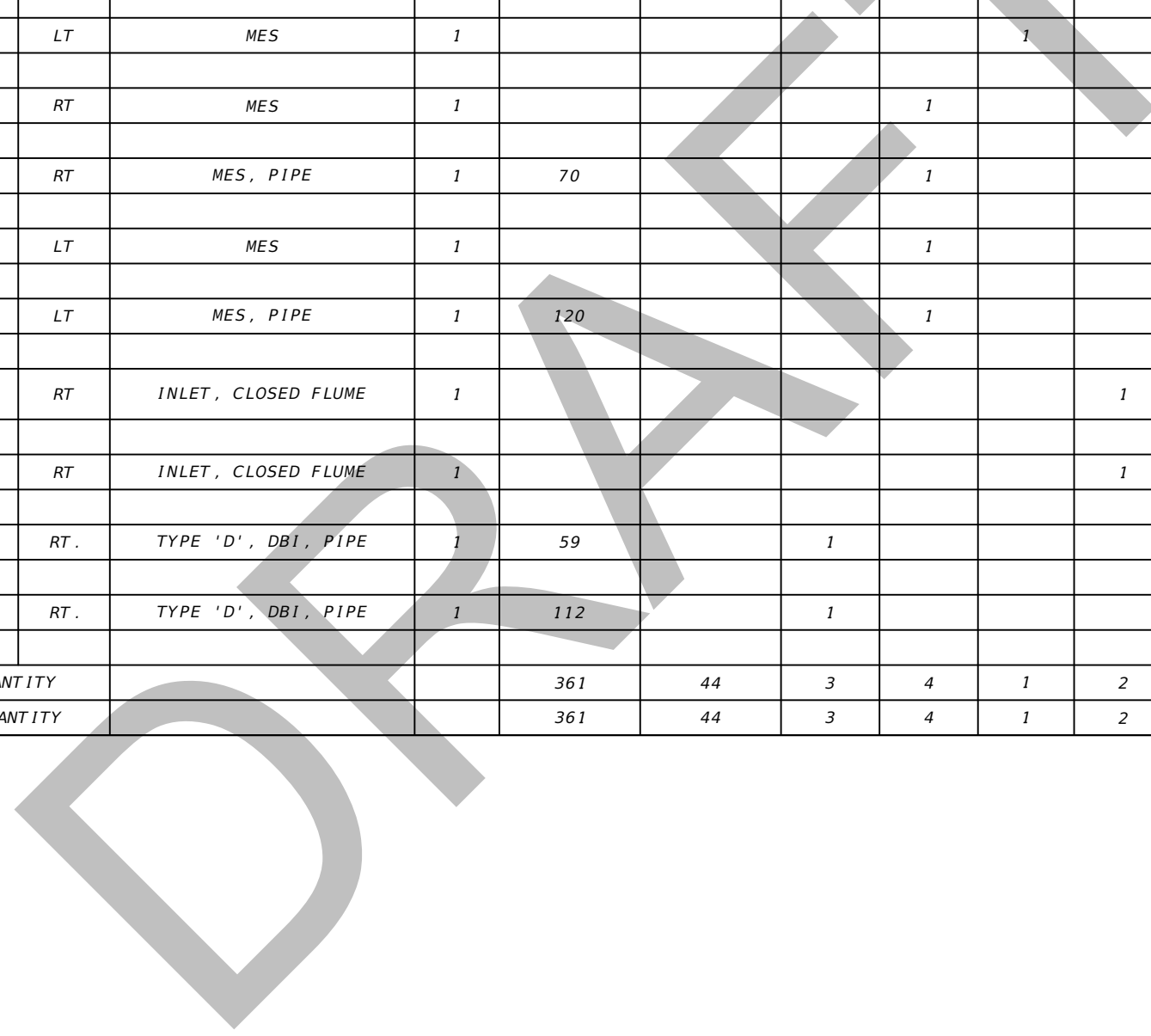
DRAINAGE MAP

SHEET NO.
04

NOTICE: THE OFFICIAL RECORD OF THIS SHEET IS THE ELECTRONIC FILE DIGITALLY SIGNED AND SEALED UNDER RULE 61G15-23.004, F.A.C.

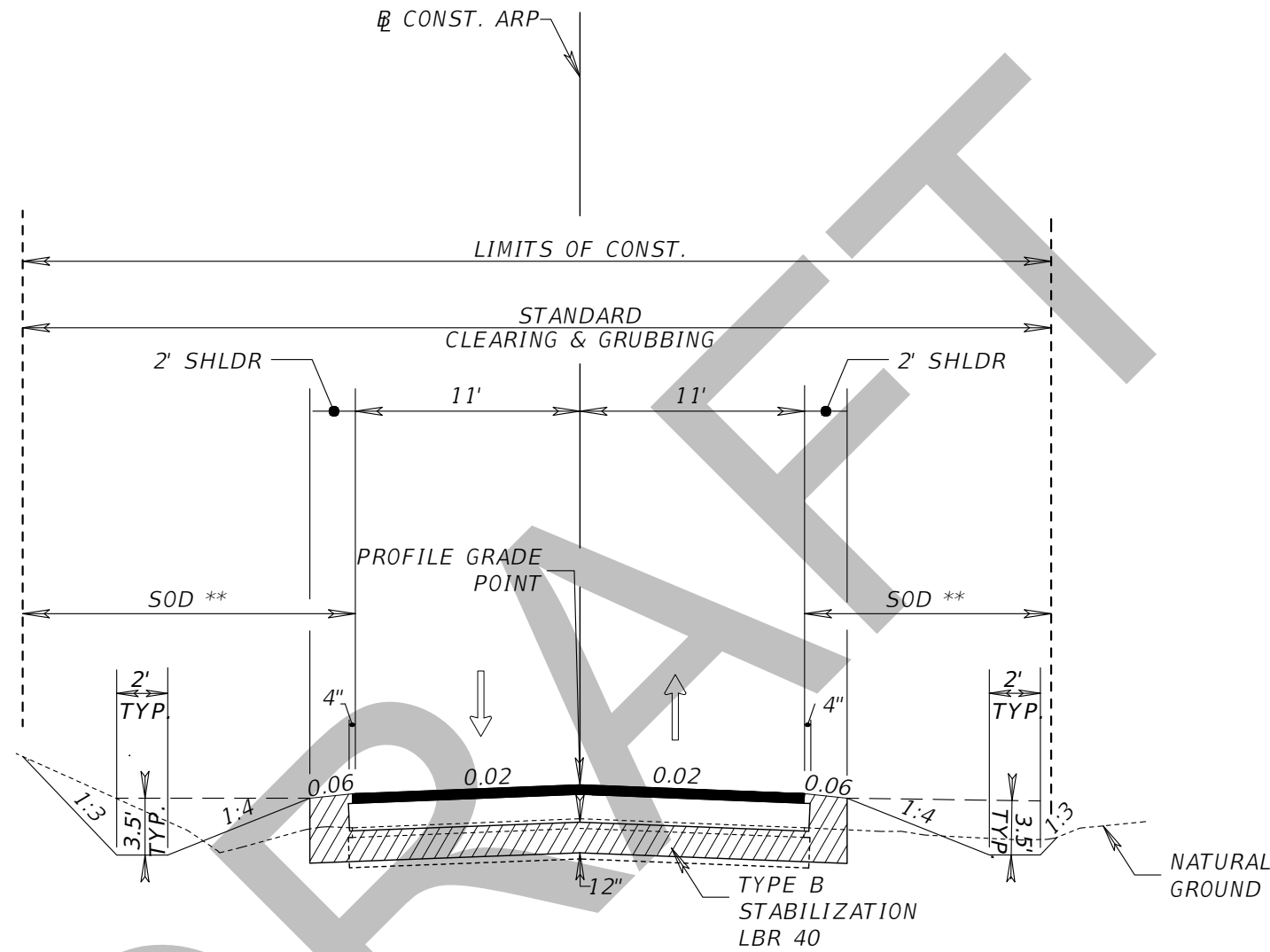
EXHIBIT A - SOLICITATION DOCUMENT

| QUANTITY | STRUCTURE NO. | STATION | SIDE | DESCRIPTION | BARRELS | PIPE SIZES & LENGTHS | | DBI | MES | | CLOSED FLUME INLET | PERF. TURF SOD | DESIGN NOTES | CONSTRUCTION REMARKS |
|----------|---------------|----------------|------|---------------------|---------|----------------------|------------------|----------|-----|------------------|--------------------|----------------|--------------|----------------------|
| | | | | | | 18" | 19" X 30" ELLIP. | TYPE 'D' | 18" | 19" X 30" ELLIP. | | | | |
| | | | | | | LF | LF | EA | EA | EA | | | | |
| P | S-1 | 21+84.46 | RT | TYPE 'D', DBI, PIPE | 1 | | 44 | 1 | | | | | | |
| F | | | | | | | | | | | | | | |
| P | S-2 | 21+70.45 | LT | MES | 1 | | | | | 1 | | 27 | | |
| F | | | | | | | | | | | | | | |
| P | S-3 | 4+55.47 | RT | MES | 1 | | | | | 1 | | | | |
| F | | | | | | | | | | | | | | |
| P | S-4 | 3+91.33 | RT | MES, PIPE | 1 | 70 | | | | 1 | | 25 | | |
| F | | | | | | | | | | | | | | |
| P | S-5 | 4+61.95 | LT | MES | 1 | | | | | 1 | | | | |
| F | | | | | | | | | | | | | | |
| P | S-6 | 3+43.93 | LT | MES, PIPE | 1 | 120 | | | | 1 | | | | |
| F | | | | | | | | | | | | | | |
| P | S-7 | 4+06.05 | RT | INLET, CLOSED FLUME | 1 | | | | | | 1 | | | |
| F | | | | | | | | | | | | | | |
| P | S-8 | 4+31.41 | RT | INLET, CLOSED FLUME | 1 | | | | | | 1 | | | |
| F | | | | | | | | | | | | | | |
| P | S-9 | 22+56.31 | RT. | TYPE 'D', DBI, PIPE | 1 | 59 | | 1 | | | | | | |
| F | | | | | | | | | | | | | | |
| P | S-10 | 23+74.44 | RT. | TYPE 'D', DBI, PIPE | 1 | 112 | | 1 | | | | 6 | | |
| F | | | | | | | | | | | | | | |
| TOTALS | | PLAN QUANTITY | | | | 361 | 44 | 3 | 4 | 1 | 2 | 58 | | |
| | | FINAL QUANTITY | | | | 361 | 44 | 3 | 4 | 1 | 2 | 58 | | |



NOTICE: THE OFFICIAL RECORD OF THIS SHEET IS THE ELECTRONIC FILE DIGITALLY SIGNED AND SEALED UNDER RULE 61G15-23.004, F.A.C.

| | | | | | | | | | |
|-----------|-------------|------|-------------|---|---|--------|----------------------|-----------------------------------|-----------|
| REVISIONS | | | | WILLIAM K. JOHNSON, P.E. P.E. LICENSE NUMBER 41040 GREENMAN-PEDERSEN, INC. 1590 VILLAGE SQUARE BOULEVARD TALLAHASSEE, FLORIDA 32309 | LEON COUNTY DEPARTMENT OF PUBLIC WORKS | | | SUMMARY OF DRAINAGE STRUCTURES | SHEET NO. |
| DATE | DESCRIPTION | DATE | DESCRIPTION | | ROAD NO. | COUNTY | FINANCIAL PROJECT ID | | 05 |
| ---- | ---- | | | | N/A | LEON | N/A | | |



** TREATMENT II
(REFER TO STANDARD PLANS
570-010)

TYPICAL SECTION 1
APALACHEE REGIONAL PARK
STA. 2+60.00 TO STA. 6+00.00

TRAVEL LANE

TYPE B STABILIZATION (12")
OPTIONAL BASE GROUP (8")
TYPE SP STRUCTURAL COURSE (TRAFFIC B) (2") (PG 76-22)

| REVISIONS | | | |
|-----------|-------------|------|-------------|
| DATE | DESCRIPTION | DATE | DESCRIPTION |
| --- | --- | --- | --- |

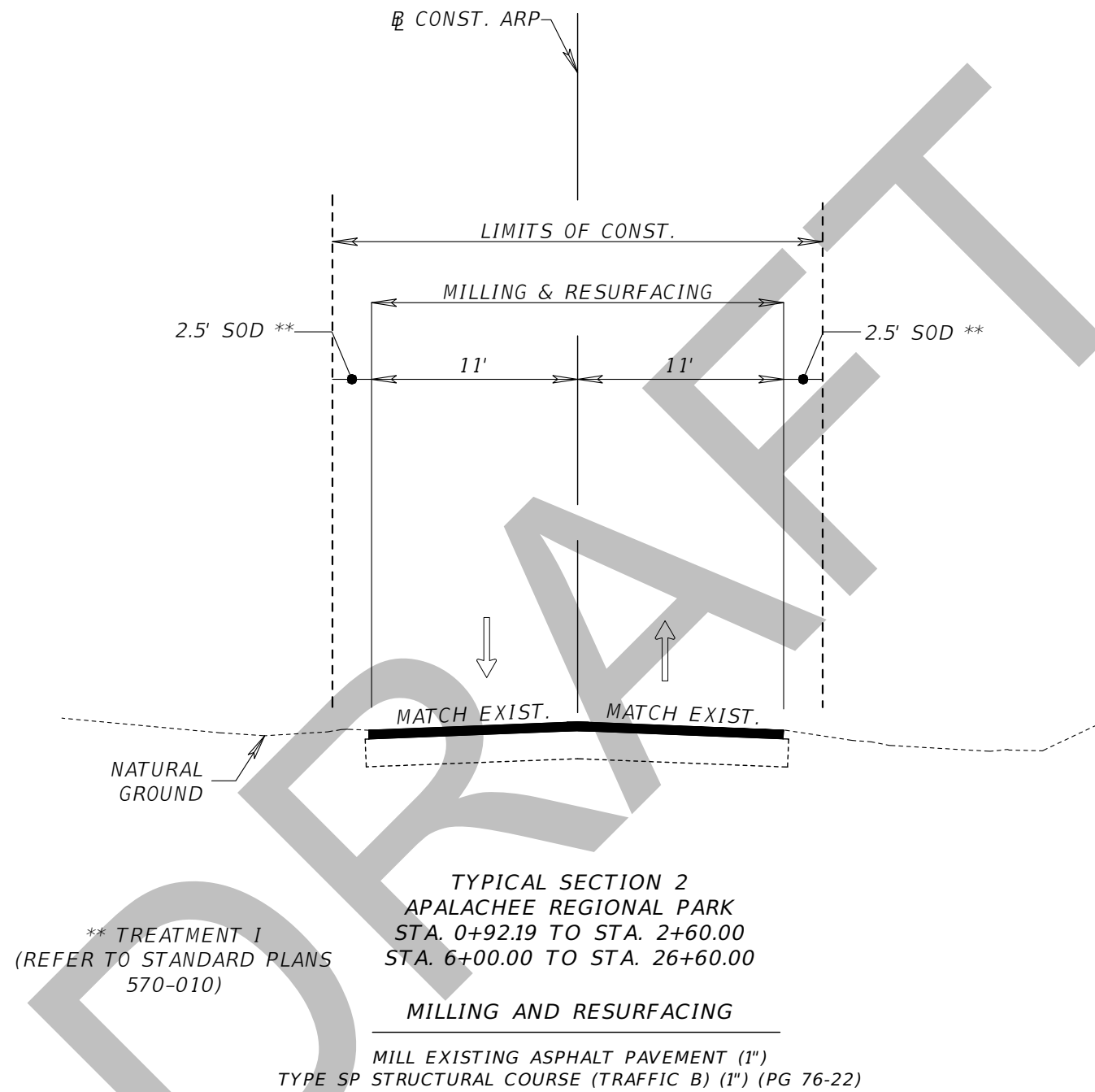
DUSTIN T. EVANS, P.E.
P.E. LICENSE NUMBER 71488
GREENMAN-PEDERSEN, INC.
1590 VILLAGE SQUARE BOULEVARD
TALLAHASSEE, FLORIDA 32309

| LEON COUNTY DEPARTMENT OF PUBLIC WORKS | | |
|---|--------|----------------------|
| ROAD NO. | COUNTY | FINANCIAL PROJECT ID |
| N/A | LEON | N/A |

TYPICAL SECTION

SHEET NO.
06

NOTICE: THE OFFICIAL RECORD OF THIS SHEET IS THE ELECTRONIC FILE DIGITALLY SIGNED AND SEALED UNDER RULE 61G15-23.004, F.A.C.

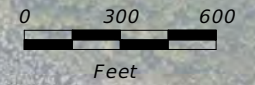


| REVISIONS | | | | DUSTIN T. EVANS, P.E. P.E. LICENSE NUMBER 71488 GREENMAN-PEDERSEN, INC. 1590 VILLAGE SQUARE BOULEVARD TALLAHASSEE, FLORIDA 32309 | LEON COUNTY DEPARTMENT OF PUBLIC WORKS | | | SHEET NO. 07 |
|-----------|-------------|------|-------------|--|---|--------|----------------------|------------------------|
| DATE | DESCRIPTION | DATE | DESCRIPTION | | ROAD NO. | COUNTY | FINANCIAL PROJECT ID | |
| --- | --- | --- | --- | | N/A | LEON | N/A | |

EXHIBIT A - SOLICITATION DOCUMENT

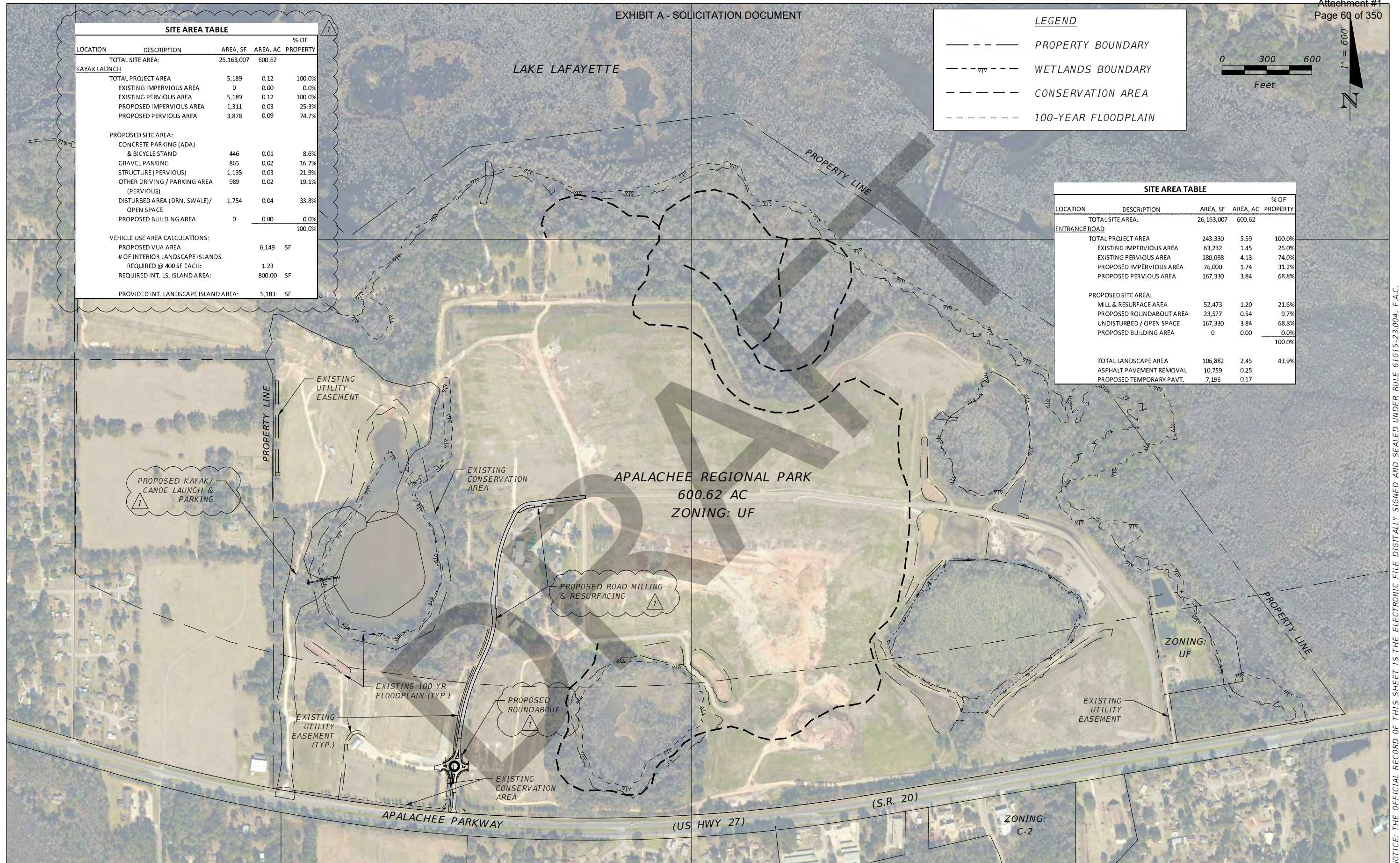
LEGEND

- PROPERTY BOUNDARY
- - - - WETLANDS BOUNDARY
- - - - CONSERVATION AREA
- - - - 100-YEAR FLOODPLAIN



| SITE AREA TABLE | | | | |
|---|-------------|------------|----------|---------------|
| LOCATION | DESCRIPTION | AREA, SF | AREA, AC | % OF PROPERTY |
| TOTAL SITE AREA: | | 26,163,007 | 600.62 | |
| KAYAK LAUNCH | | | | |
| TOTAL PROJECT AREA | | 5,189 | 0.12 | 100.0% |
| EXISTING IMPERVIOUS AREA | | 0 | 0.00 | 0.0% |
| EXISTING PERVIOUS AREA | | 5,189 | 0.12 | 100.0% |
| PROPOSED IMPERVIOUS AREA | | 1,311 | 0.03 | 25.3% |
| PROPOSED PERVIOUS AREA | | 3,878 | 0.09 | 74.7% |
| PROPOSED SITE AREA: | | | | |
| CONCRETE PARKING (ADA) & BICYCLE STAND | | 446 | 0.01 | 8.6% |
| GRAVEL PARKING | | 865 | 0.02 | 16.7% |
| STRUCTURE (PERVIOUS) | | 1,135 | 0.03 | 21.9% |
| OTHER DRIVING / PARKING AREA (PERVIOUS) | | 989 | 0.02 | 19.1% |
| DISTURBED AREA (DRN. SWALE)/ OPEN SPACE | | 1,754 | 0.04 | 33.8% |
| PROPOSED BUILDING AREA | | 0 | 0.00 | 0.0% |
| | | | | 100.0% |
| VEHICLE USE AREA CALCULATIONS: | | | | |
| PROPOSED VUA AREA | | 6,149 | SF | |
| # OF INTERIOR LANDSCAPE ISLANDS REQUIRED @ 400 SF EACH: | | 1.23 | | |
| REQUIRED INT. LS. ISLAND AREA: | | 800.00 | SF | |
| PROVIDED INT. LANDSCAPE ISLAND AREA: | | 5,183 | SF | |

| SITE AREA TABLE | | | | |
|----------------------------|-------------|------------|----------|---------------|
| LOCATION | DESCRIPTION | AREA, SF | AREA, AC | % OF PROPERTY |
| TOTAL SITE AREA: | | 26,163,007 | 600.62 | |
| ENTRANCE ROAD | | | | |
| TOTAL PROJECT AREA | | 243,330 | 5.59 | 100.0% |
| EXISTING IMPERVIOUS AREA | | 63,232 | 1.45 | 26.0% |
| EXISTING PERVIOUS AREA | | 180,098 | 4.13 | 74.0% |
| PROPOSED IMPERVIOUS AREA | | 75,000 | 1.74 | 31.2% |
| PROPOSED PERVIOUS AREA | | 167,330 | 3.84 | 68.8% |
| PROPOSED SITE AREA: | | | | |
| MILL & RESURFACE AREA | | 52,473 | 1.20 | 21.6% |
| PROPOSED ROUNDABOUT AREA | | 23,527 | 0.54 | 9.7% |
| UNDISTURBED / OPEN SPACE | | 167,330 | 3.84 | 68.8% |
| PROPOSED BUILDING AREA | | 0 | 0.00 | 0.0% |
| | | | | 100.0% |
| TOTAL LANDSCAPE AREA | | 106,882 | 2.45 | 43.9% |
| ASPHALT PAVEMENT REMOVAL | | 10,759 | 0.25 | |
| PROPOSED TEMPORARY PAVT. | | 7,196 | 0.17 | |

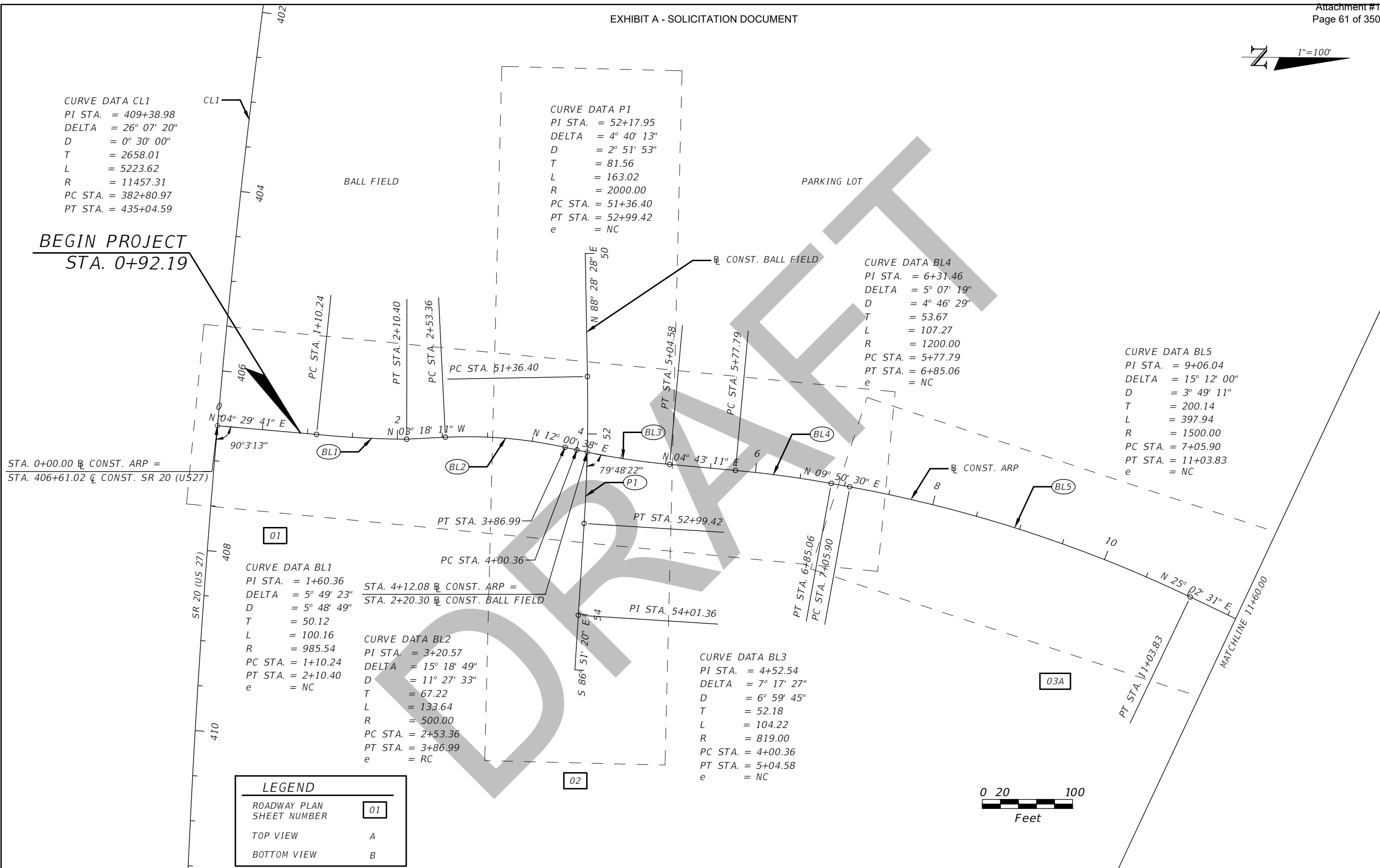
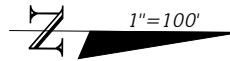


NOTICE: THE OFFICIAL RECORD OF THIS SHEET IS THE ELECTRONIC FILE DIGITALLY SIGNED AND SEALED UNDER RULE 61G15-23.004, F.A.C.

| REVISIONS | | | | DUSTIN T. EVANS, P.E. P.E. LICENSE NUMBER 71488 GREENMAN-PEDERSEN, INC. 1590 VILLAGE SQUARE BOULEVARD TALLAHASSEE, FLORIDA 32309 | LEON COUNTY DEPARTMENT OF PUBLIC WORKS | | | SHEET NO. 08 |
|-----------|-------------------------------------|------|-------------|--|---|--------|----------------------|---------------------|
| DATE | DESCRIPTION | DATE | DESCRIPTION | | ROAD NO. | COUNTY | FINANCIAL PROJECT ID | |
| 3/15/2021 | 1 REVISED DATA IN TABLE, & CALLOUTS | | | | N/A | LEON | N/A | |

OVERALL SITE PLAN

EXHIBIT A - SOLICITATION DOCUMENT



CURVE DATA CL1
 PI STA. = 409+38.98
 DELTA = 26° 07' 20"
 D = 0° 30' 00"
 T = 2658.01
 L = 5223.62
 R = 11457.31
 PC STA. = 382+80.97
 PT STA. = 435+04.59

CURVE DATA P1
 PI STA. = 52+17.95
 DELTA = 4° 40' 13"
 D = 2° 51' 53"
 T = 81.56
 L = 163.02
 R = 2000.00
 PC STA. = 51+36.40
 PT STA. = 52+99.42
 e = NC

CURVE DATA BL4
 PI STA. = 6+31.46
 DELTA = 5° 07' 19"
 D = 4° 46' 29"
 T = 53.67
 L = 107.27
 R = 1200.00
 PC STA. = 5+77.79
 PT STA. = 6+85.06
 e = NC

CURVE DATA BL5
 PI STA. = 9+06.04
 DELTA = 15° 12' 00"
 D = 3° 49' 11"
 T = 200.14
 L = 397.94
 R = 1500.00
 PC STA. = 7+05.90
 PT STA. = 11+03.83
 e = NC

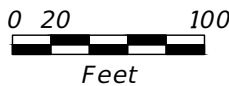
CURVE DATA BL1
 PI STA. = 1+60.36
 DELTA = 5° 49' 23"
 D = 5° 48' 49"
 T = 50.12
 L = 100.16
 R = 985.54
 PC STA. = 1+10.24
 PT STA. = 2+10.40
 e = NC

STA. 4+12.08 CONST. ARP =
 STA. 2+20.30 CONST. BALL FIELD

CURVE DATA BL2
 PI STA. = 3+20.57
 DELTA = 15° 18' 49"
 D = 11° 27' 33"
 T = 67.22
 L = 133.64
 R = 500.00
 PC STA. = 2+53.36
 PT STA. = 3+86.99
 e = RC

CURVE DATA BL3
 PI STA. = 4+52.54
 DELTA = 7° 17' 27"
 D = 6° 59' 45"
 T = 52.18
 L = 104.22
 R = 819.00
 PC STA. = 4+00.36
 PT STA. = 5+04.58
 e = NC

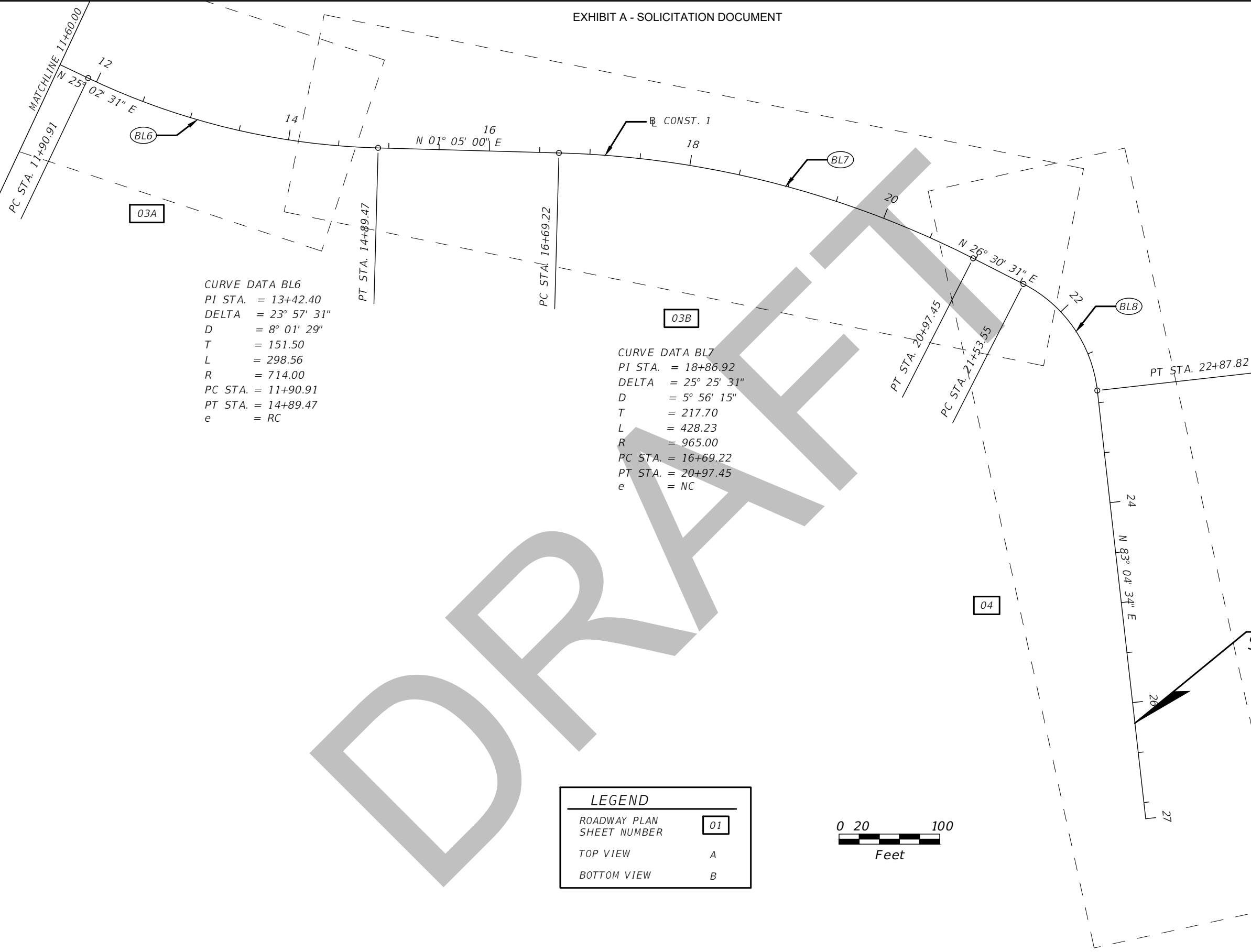
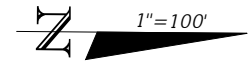
| LEGEND | |
|---------------------------|----|
| ROADWAY PLAN SHEET NUMBER | 01 |
| TOP VIEW | A |
| BOTTOM VIEW | B |



| REVISIONS | | | | DUSTIN T. EVANS, P.E. P.E. LICENSE NUMBER 71488 GREENMAN-PEDERSEN, INC. 1590 VILLAGE SQUARE BOULEVARD TALLAHASSEE, FLORIDA 32309 | LEON COUNTY DEPARTMENT OF PUBLIC WORKS | | | CURVE & COORDINATE DATA | SHEET NO. 09 |
|-----------|-------------|------|-------------|--|---|--------|----------------------|-------------------------|-----------------|
| DATE | DESCRIPTION | DATE | DESCRIPTION | | ROAD NO. | COUNTY | FINANCIAL PROJECT ID | | |
| --- | --- | --- | --- | | N/A | LEON | N/A | | |

NOTICE: THE OFFICIAL RECORD OF THIS SHEET IS THE ELECTRONIC FILE DIGITALLY SIGNED AND SEALED UNDER RULE 61G15-23.004, F.A.C.

EXHIBIT A - SOLICITATION DOCUMENT

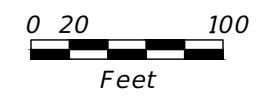


CURVE DATA BL6
 PI STA. = 13+42.40
 DELTA = 23° 57' 31"
 D = 8° 01' 29"
 T = 151.50
 L = 298.56
 R = 714.00
 PC STA. = 11+90.91
 PT STA. = 14+89.47
 e = RC

CURVE DATA BL7
 PI STA. = 18+86.92
 DELTA = 25° 25' 31"
 D = 5° 56' 15"
 T = 217.70
 L = 428.23
 R = 965.00
 PC STA. = 16+69.22
 PT STA. = 20+97.45
 e = NC

CURVE DATA BL8
 PI STA. = 22+26.73
 DELTA = 56° 34' 02"
 D = 42° 07' 45"
 T = 73.18
 L = 134.27
 R = 136.00
 PC STA. = 21+53.55
 PT STA. = 22+87.82
 e = MATCH EXISTING

| LEGEND | |
|---------------------------|----|
| ROADWAY PLAN SHEET NUMBER | 01 |
| TOP VIEW | A |
| BOTTOM VIEW | B |



NOTICE: THE OFFICIAL RECORD OF THIS SHEET IS THE ELECTRONIC FILE DIGITALLY SIGNED AND SEALED UNDER RULE 61G15-23.004, F.A.C.

| REVISIONS | | | | DUSTIN T. EVANS, P.E. P.E. LICENSE NUMBER 71488 GREENMAN-PEDERSEN, INC. 1590 VILLAGE SQUARE BOULEVARD TALLAHASSEE, FLORIDA 32309 | LEON COUNTY DEPARTMENT OF PUBLIC WORKS | | | CURVE & COORDINATE DATA | SHEET NO. 10 |
|-----------|-------------|------|-------------|--|---|--------|----------------------|-------------------------|-----------------|
| DATE | DESCRIPTION | DATE | DESCRIPTION | | ROAD NO. | COUNTY | FINANCIAL PROJECT ID | | |
| --- | --- | --- | --- | | N/A | LEON | N/A | | |

EXHIBIT A - SOLICITATION DOCUMENT

SUPPLEMENTAL GENERAL NOTES - BENCH MARKS & UTILITIES:

1. BENCHMARK ELEVATIONS ON THE PLANS ARE NORTH AMERICAN VERTICAL DATUM OF 1988 (NAVD 88).
2. UTILITY OWNERS:

| <u>COMPANIES</u> | <u>CONTACT PERSON</u> | <u>TELEPHONE NUMBER</u> |
|------------------------------|-----------------------|-------------------------|
| CENTURYLINK | DAVID POOLE | 850-664-9064 |
| COMCAST CABLE | ANDREW O'SHEA | 850-681-4346 |
| CITY OF TALLAHASSEE TRAFFIC | WAYNE BRYAN | 850-891-8509 |
| CITY OF TALLAHASSEE WATER | DONNA NICHOLS | 850-891-6144 |
| CITY OF TALLAHASSEE SEWER | DONNA NICHOLS | 850-891-6144 |
| CITY OF TALLAHASSEE GAS | SAM AMEEM | 850-891-5689 |
| CITY OF TALLAHASSEE ELECTRIC | KENTON JAMES | 850-891-5105 |
3. THE LOCATION OF THE UTILITIES SHOWN IN THE PLANS (INCLUDING THOSE DESIGNATED Vv, Vh, AND Vvh) ARE BASED ON LIMITED INVESTIGATION TECHNIQUES AND SHOULD BE CONSIDERED APPROXIMATE ONLY. THE VERIFIED LOCATIONS/ELEVATIONS APPLY ONLY TO THE POINTS SHOWN. CONTRACTOR SHALL VERIFY ALL EXISTING UTILITIES THROUGH SUNSHINE 811.

GENERAL NOTES:

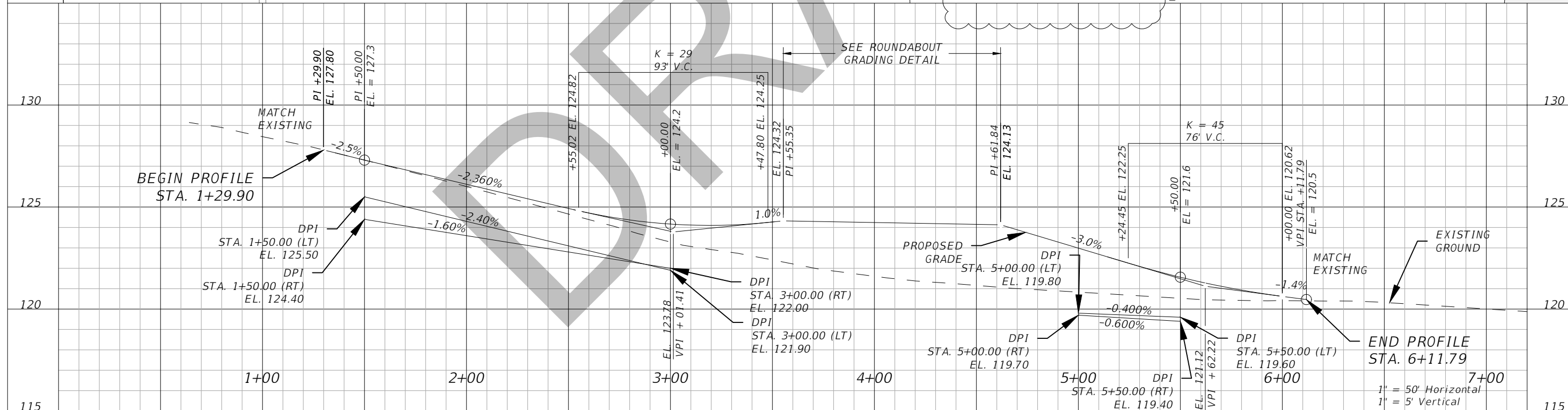
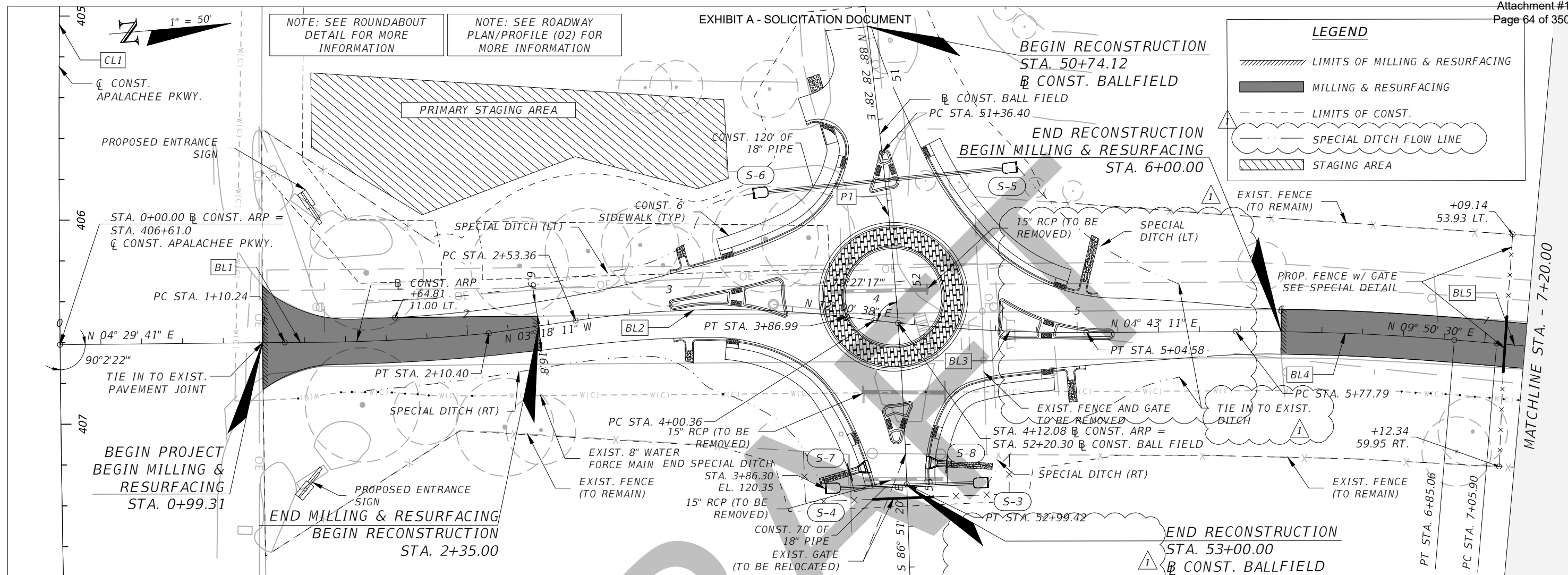
1. ALL EXISTING DRAINAGE STRUCTURES AND PIPES, WITHIN THE LIMITS OF CONSTRUCTION ARE TO REMAIN UNLESS OTHERWISE NOTED ON THE PLANS.
2. THE CONTRACTOR SHALL HAVE ALL REQUIRED PERMITS IN-HAND PRIOR TO BEGINNING CONSTRUCTION, AND SHALL PERFORM ALL WORK IN ACCORDANCE WITH THE REQUIREMENTS OF THE PERMITS OBTAINED BY THE COUNTY AND THOSE PERMITS OBTAINED BY THE CONTRACTOR.
3. AT LEAST THREE CALENDAR DAYS PRIOR TO THE PRECONSTRUCTION CONFERENCE; THE CONTRACTOR SHALL SUBMIT TO THE ENGINEER FOR APPROVAL A TENTATIVE BASE CONSTRUCTION SCHEDULE, TRAFFIC CONTROL PLAN, PRECONSTRUCTION SURVEY, AND SEDIMENT AND EROSION CONTROL PLAN. NO WORK SHALL BEGIN PRIOR TO APPROVAL OF THE CONSTRUCTION SCHEDULE, TRAFFIC CONTROL PLAN, PRECONSTRUCTION SURVEY, AND SEDIMENT AND EROSION CONTROL PLAN.
4. THE CONSTRUCTION SCHEDULE SHALL DESCRIBE IN DETAIL HOW THE CONSTRUCTION IS TO BE PHASED, ESTABLISH START AND FINISH DATES FOR ALL SIGNIFICANT CONSTRUCTION ACTIVITIES, AND IDENTIFY ALL CONTROLLING ITEMS OF WORK. THE SCHEDULE IS TO BE APPROVED BY THE ENGINEER, AND SHALL BE UPDATED ON A MONTHLY BASIS TO REFLECT ACTUAL WORK PROGRESS. THE UPDATED SCHEDULE SHALL BE SUBMITTED TO THE ENGINEER NO LATER THAN THREE DAYS PRIOR TO EACH SCHEDULED MONTHLY PROGRESS MEETING. PAYMENT FOR PREPARING, UPDATING AND SUBMITTING THE SCHEDULE SHALL BE INCLUDED IN THE PAY ITEM FOR MOBILIZATION.
5. THE PRECONSTRUCTION SURVEY SHALL VERIFY THE CONTROL POINTS AND BENCH MARK ELEVATIONS PROVIDED BY THE ENGINEER AND SHALL ALSO ESTABLISH THE LOCATION AND DESCRIPTION OF ALL ADDITIONAL REFERENCE POINTS AND THE LOCATIONS, DESCRIPTIONS, AND ELEVATIONS OF ALL ADDITIONAL BENCHMARKS TO BE USED IN CONSTRUCTING THE PROJECT. THE SURVEY SHALL BE SIGNED AND SEALED BY A PROFESSIONAL SURVEYOR AND MAPPER REGISTERED IN THE STATE OF FLORIDA. SIGNIFICANT INCONSISTENCIES BETWEEN THE FIELD NOTES AND THE CONTROL POINTS AND BENCH MARK ELEVATIONS PROVIDED BY THE ENGINEER SHALL IMMEDIATELY BE BROUGHT TO THE ATTENTION OF THE ENGINEER FOR RESOLUTION PRIOR TO ISSUANCE OF THE NOTICE TO PROCEED. PAYMENT SHALL BE INCLUDED IN THE PAY ITEM FOR MOBILIZATION.
6. THE CONTRACTOR IS RESPONSIBLE FOR PRESERVING ALL PROPERTY CORNERS AND MONUMENTS SHOWN ON THE DRAWINGS OR FOUND DURING CONSTRUCTION. IF A PROPERTY CORNER OR MONUMENT IS DESTROYED OR DISTURBED, THE CONTRACTOR WILL HAVE IT REPLACED AND CERTIFIED BY A PROFESSIONAL SURVEYOR AND MAPPER REGISTERED IN THE STATE OF FLORIDA. ALL COSTS FOR PRESERVING, REPLACING AND CERTIFYING PROPERTY CORNERS AND MONUMENTS WILL BE INCLUDED IN THE PAY ITEM FOR MOBILIZATION.
7. ALL FENCES IN CONFLICT WITH CONSTRUCTION SHALL BE REMOVED AND REPLACED IN THEIR ORIGINAL LOCATIONS OR IN OTHER LOCATIONS AS DIRECTED BY THE ENGINEER. THE CONTRACTOR MAY, AT HIS OPTION, USE NEW FENCING MATERIAL OF THE SAME TYPE THAT WAS REMOVED OR REUSE THE FENCING MATERIAL THAT WAS REMOVED IF IT IS UNDAMAGED BY CONSTRUCTION ACTIVITIES. ALL FENCES DAMAGED BY CONSTRUCTION ACTIVITIES ARE TO BE REPLACED WITH NEW FENCING MATERIAL OF THE SAME TYPE THAT WAS REMOVED.
8. THE CONTRACTOR SHALL EXERCISE DUE CARE IN THE REMOVAL OF EXISTING FENCES TO MAINTAIN SECURITY AT THE AFFECTED PROPERTIES AND TO ENSURE THE SAFETY AND SECURITY OF THE LANDFILL. IF IN THE OPINION OF THE ENGINEER, REMOVAL OF A FENCE WILL RESULT IN AN UNACCEPTABLE REDUCTION IN SECURITY OR SAFETY, THE CONTRACTOR SHALL INSTALL A TEMPORARY FENCE AS DIRECTED BY THE ENGINEER PRIOR TO REMOVAL OF THE EXISTING FENCE. THE TEMPORARY FENCE SHALL REMAIN IN PLACE UNTIL THE PERMANENT FENCE IS INSTALLED.

9. THE CONTRACTOR IS RESPONSIBLE FOR THE PROTECTION OF ALL TREES AND LANDSCAPING WITHIN THE PROJECT LIMITS, AS WELL AS TREES ON ADJACENT PROPERTIES, AND WILL BE SOLELY LIABLE FOR SAID DAMAGE. ALL TREES WITHIN THE LIMITS OF CONSTRUCTION THAT ARE NOT IDENTIFIED ON THE PLANS TO BE REMOVED SHALL BE PROTECTED TO THE MAXIMUM EXTENT PRACTICABLE. ANY TREE-RELATED PENALTIES IMPOSED BY THE JURISDICTIONAL AGENCY OR PROPERTY OWNER FOR THE TREES THAT ARE SHOWN TO BE PROTECTED OR OUTSIDE THE PROJECT LIMITS, SHALL BE PAID BY THE CONTRACTOR. SEE LANDSCAPE PLANS FOR DETAILS ON REMOVAL AND PROTECTION OF TREES.
10. THE CONTRACTOR SHALL NOT DISTURB GRASSING OR LANDSCAPING OUTSIDE CONSTRUCTION WORK ZONES. THE CONTRACTOR SHALL BE SOLELY LIABLE FOR DAMAGE TO VEGETATION OUTSIDE CONSTRUCTION WORK ZONES AND SHALL RESTORE AT NO COST TO THE COUNTY ANY AREAS THAT ARE DAMAGED INCLUDING AREAS WITHIN THE LIMITS OF CONSTRUCTION OR ON ADJACENT PROPERTIES USING, TO THE EXTENT PRACTICABLE, THE SAME TYPES AND SIZES OF PLANT MATERIAL THAT EXISTED PRIOR TO CONSTRUCTION. SEE LANDSCAPE PLANS FOR LIMITS OF PROPOSED GRASSING AND LANDSCAPING.
11. DISTURBED AREAS SHALL BE COMPACTED (AT A MINIMUM) EQUAL TO ADJACENT UNDISTURBED GROUND EXCEPT WHEN OTHERWISE SPECIFIED.
12. PROPERTIES ADJACENT TO WORK ZONES SHALL BE GRADED TO DRAIN WITHIN THE LIMITS OF CONSTRUCTION.
13. ALL DISTURBED AREAS WITHIN CONSTRUCTION WORK ZONES ARE TO BE GRASSED EXCEPT FOR AREAS THAT ARE LANDSCAPED, PAVED, OR BELOW NORMAL WATER LEVEL. EXISTING GRASSED AREAS SHALL BE REPLANTED WITH SOD OF THE SAME GRASS TYPE AS EXISTING, UNLESS OTHERWISE SHOWN ON THE PLANS OR DIRECTED BY THE ENGINEER. CENTIPEDE SOD WILL BE USED FOR DISTURBED AREAS NOT CURRENTLY GRASSED. REINFORCEMENT MAT SHALL BE INSTALLED BENEATH SOD PLACED ON SLOPES OF 2H:1V OR STEEPER, AND THE SOD SHALL BE STAPLED. COSTS FOR REINFORCEMENT MAT, STAPLING, FERTILIZING, AND WATERING SHALL BE INCLUDED IN THE UNIT PRICE OF THE PAY ITEM FOR PERFORMANCE TURF.
14. NO ADDITIONAL LIGHTING OR PHOTOMETRIC IS PROVIDED AS PART OF THESE DEVELOPMENT PLANS. NO ADVERSE IMPACTS TO NEIGHBORING PROPERTIES ARE ANTICIPATED.
15. THE ADDITION OF THE ROUNDABOUT IS NOT EXPECTED TO GENERATE ADDITIONAL REFUSE.
16. A MOUNTED TRASH CAN HAS BEEN PROVIDED AT THE KAYAK LAUNCH. REPLACEMENT OF TRASH BAGS SHALL BE THE RESPONSIBILITY OF COUNTY STAFF.
17. THERE SHALL BE NO IMPACT TO ANY EXISTING UTILITIES. ALL VALVES, VAULTS, CLEANOUTS, OR OTHER BOXES ARE TO BE ADJUSTED TO FINISHED GRADE AS ENCOUNTERED. EXISTING MONITORING WELL SHALL BE CAPPED BEFORE CONSTRUCTION BEGINS. COORDINATE WITH SHAWN ABBOTT (LEON COUNTY LANDFILL STAFF).
18. COORDINATE WITH LEON COUNTY OIT FOR THE RELOCATION OF THE SECURITY GATE CONTROLS.
19. COORDINATE WITH LEON COUNTY STAFF FOR THE PLACEMENT OF PROPOSED SIGNS ON THE NEW SECURITY GATE.
20. THERE IS AN EXISTING CONSERVATION AREA (OR BOOK 3459 PAGE 1321) LOCATED ON THE WEST SIDE OF THE ENTRANCE ROAD BETWEEN SR 20 (US 27) AND THE PROPOSED ROUNDABOUT. NO STAGING, OR PARKING OF VEHICLES OR EQUIPMENT SHALL OCCUR WITHIN THIS AREA.
21. CONTRACTOR TO REPORT THE FINDINGS OF ANY MONITORING WELLS LOCATED IN THE PROJECT AREA THAT ARE NOT SHOWN ON THE PLANS, AND SHALL NOTIFY OWNER AND ENGINEER. MONITORING WELLS ARE TO BE RAISED TO FINISHED GRADE

21. CONTRACTOR TO REPORT THE FINDINGS OF ANY MONITORING WELLS LOCATED IN THE PROJECT AREA THAT ARE NOT SHOWN ON THE PLANS, AND SHALL NOTIFY OWNER AND ENGINEER. MONITORING WELLS ARE TO BE RAISED TO FINISHED GRADE

NOTICE: THE OFFICIAL RECORD OF THIS SHEET IS THE ELECTRONIC FILE DIGITALLY SIGNED AND SEALED UNDER RULE 61G15-23.004, F.A.C.

| REVISIONS | | | | DUSTIN T. EVANS, P.E. P.E. NUMBER 71488 GREENMAN-PEDERSEN, INC. 1590 VILLAGE SQUARE BOULEVARD TALLAHASSEE, FLORIDA 32309 | LEON COUNTY DEPARTMENT OF PUBLIC WORKS | | | GENERAL NOTES | SHEET NO. |
|-----------|--------------|------|-------------|--|---|--------|----------------------|---------------|-----------|
| DATE | DESCRIPTION | DATE | DESCRIPTION | | ROAD NO. | COUNTY | FINANCIAL PROJECT ID | | 11 |
| 3/15/2021 | 1 ADDED NOTE | | | | N/A | LEON | N/A | | |



| REVISIONS | | | |
|-----------|---|------|-------------|
| DATE | DESCRIPTION | DATE | DESCRIPTION |
| 3/15/2021 | 1 REMOVE DITCH BLOCKS, ADDED SPECIAL DITCH LINE TO LEGEND, REMOVED DETAIL ADDED CALLOUT | | |

DUSTIN T. EVANS, P.E.
P.E. LICENSE NUMBER 71488
GREENMAN-PEDERSEN, INC.
1590 VILLAGE SQUARE BOULEVARD
TALLAHASSEE, FLORIDA 32309

LEON COUNTY
DEPARTMENT OF PUBLIC WORKS

| | | |
|----------|--------|----------------------|
| ROAD NO. | COUNTY | FINANCIAL PROJECT ID |
| N/A | LEON | N/A |

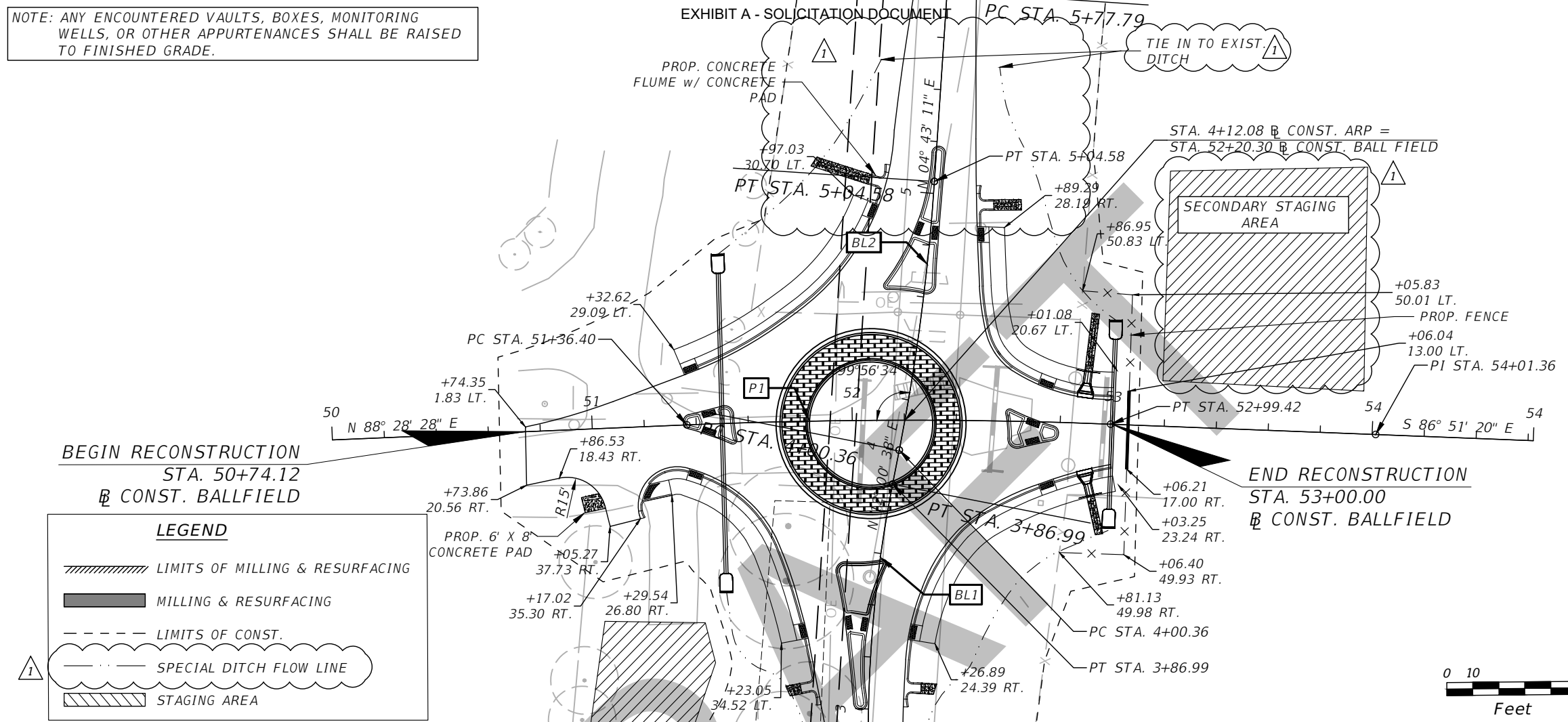
ROADWAY PLAN/PROFILE (01)

SHEET NO. 12

NOTICE: THE OFFICIAL RECORD OF THIS SHEET IS THE ELECTRONIC FILE DIGITALLY SIGNED AND SEALED UNDER RULE 61G15-23.004, F.A.C.

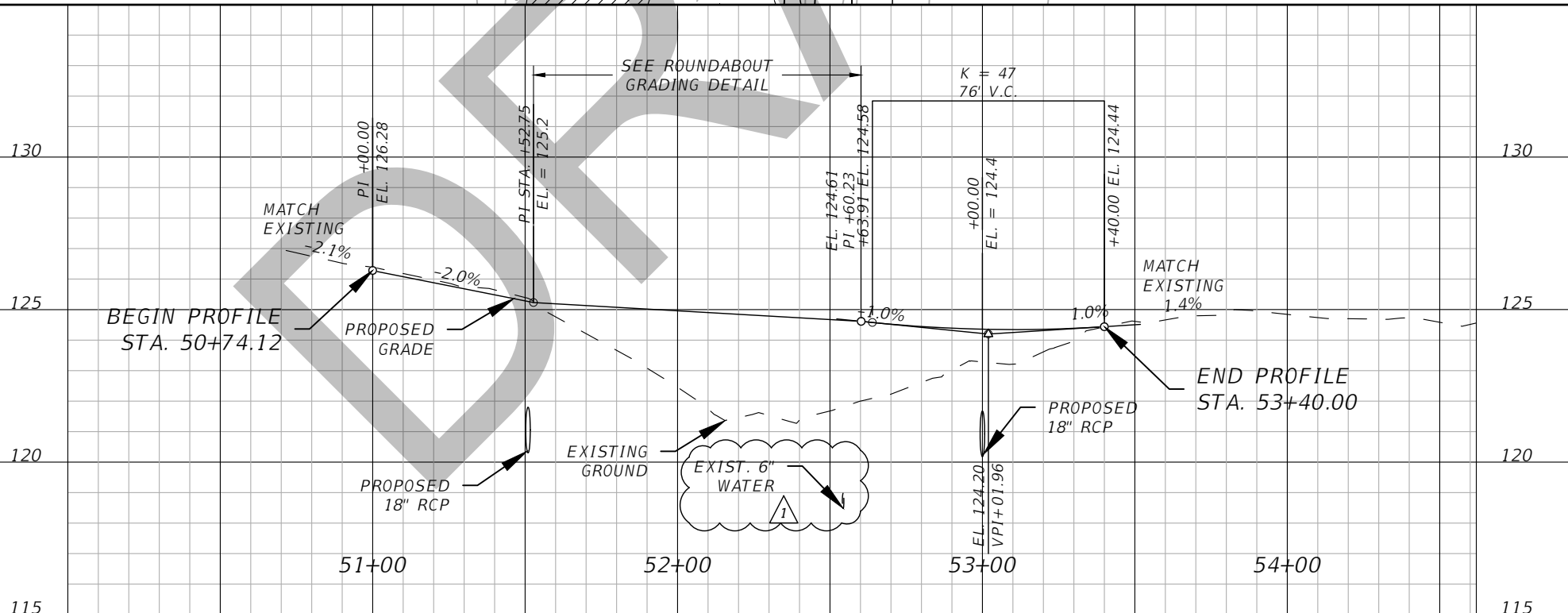
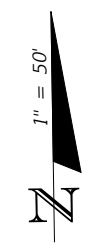
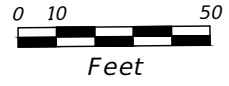
NOTE: ANY ENCOUNTERED VAULTS, BOXES, MONITORING WELLS, OR OTHER APPURTENANCES SHALL BE RAISED TO FINISHED GRADE.

EXHIBIT A - SOLICITATION DOCUMENT



LEGEND

- LIMITS OF MILLING & RESURFACING
- MILLING & RESURFACING
- LIMITS OF CONST.
- SPECIAL DITCH FLOW LINE
- STAGING AREA

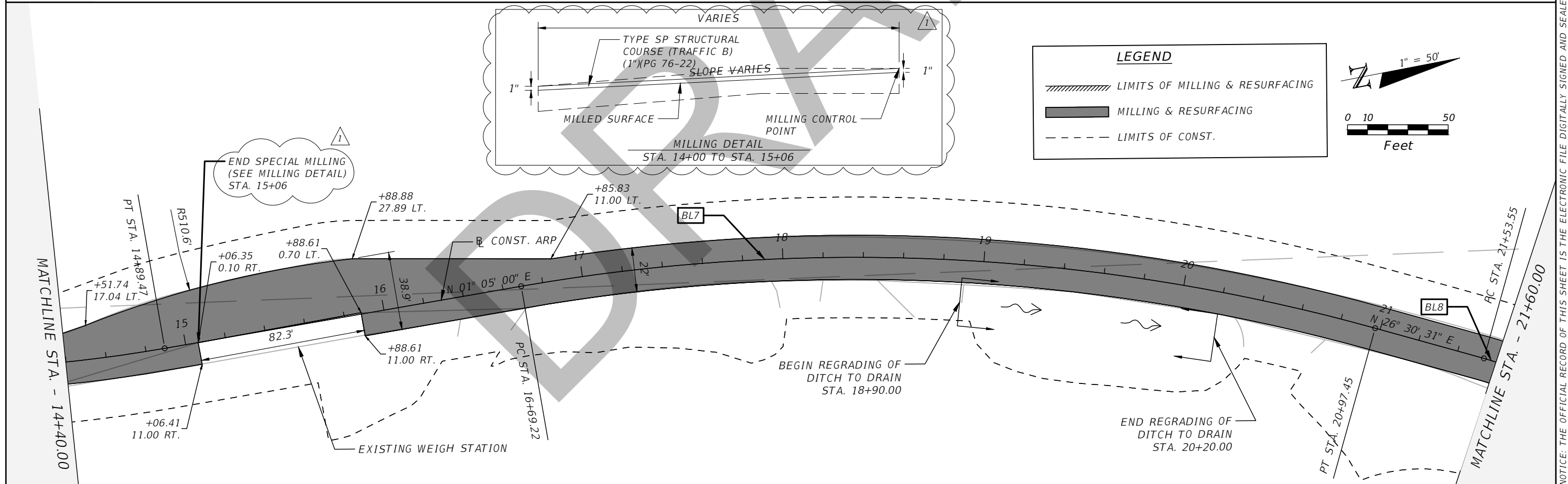
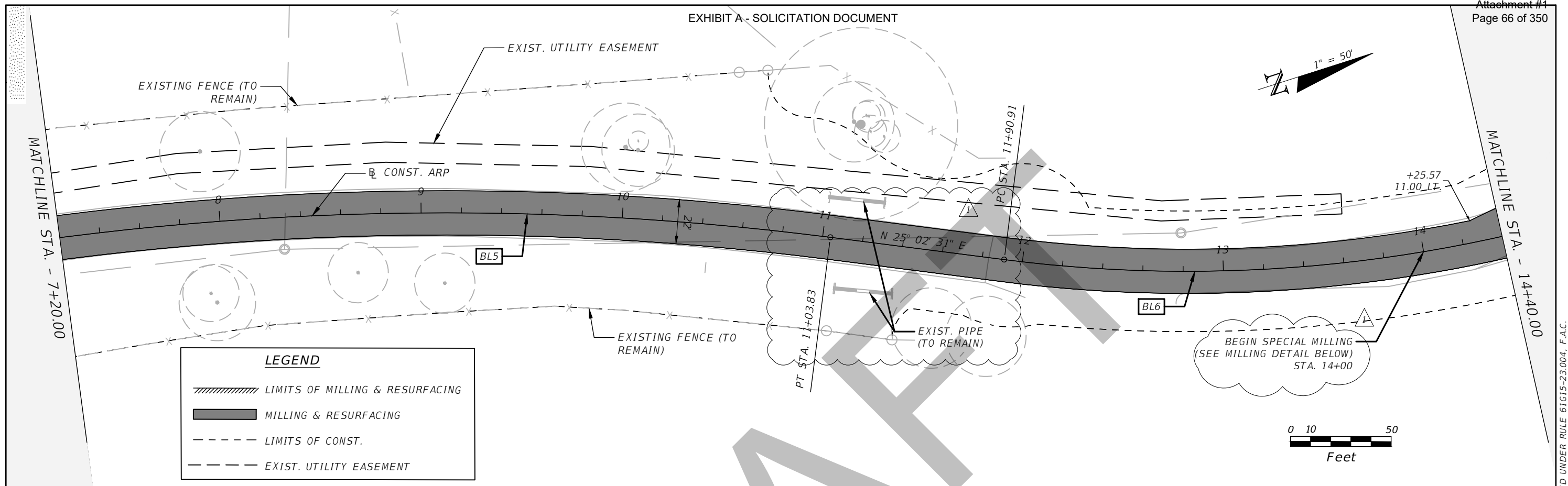


1" = 50' Horizontal
1" = 5' Vertical

| REVISIONS | | DESCRIPTION | | DUSTIN T. EVANS, P.E. P.E. LICENSE NUMBER 71488 GREENMAN-PEDERSEN, INC. 1590 VILLAGE SQUARE BOULEVARD TALLAHASSEE, FLORIDA 32309 | LEON COUNTY DEPARTMENT OF PUBLIC WORKS | | | ROADWAY PLAN/PROFILE (02) | SHEET NO. 13 |
|-----------|---|-------------|-------------|--|---|--------|----------------------|---------------------------|-----------------|
| DATE | DESCRIPTION | DATE | DESCRIPTION | | ROAD NO. | COUNTY | FINANCIAL PROJECT ID | | |
| 3/15/2021 | 1 REMOVE DITCH BLOCKS, ADDED SPECIAL DITCH LINE TO LEGEND, ADDED CALLOUT, REVISED WATER LINE SIZE | | | | N/A | LEON | N/A | | |

NOTICE: THE OFFICIAL RECORD OF THIS SHEET IS THE ELECTRONIC FILE DIGITALLY SIGNED AND SEALED UNDER RULE 61G15-23.004, F.A.C.

EXHIBIT A - SOLICITATION DOCUMENT



| REVISIONS | | | |
|-----------|--------------------------------|------|-------------|
| DATE | DESCRIPTION | DATE | DESCRIPTION |
| 3/15/2021 | 1 ADDED PIPE CALLOUT | | |
| 3/15/2021 | 1 ADDED SPECIAL MILLING DETAIL | | |

DUSTIN T. EVANS, P.E.
P.E. LICENSE NUMBER 71488
GREENMAN-PEDERSEN, INC.
1590 VILLAGE SQUARE BOULEVARD
TALLAHASSEE, FLORIDA 32309

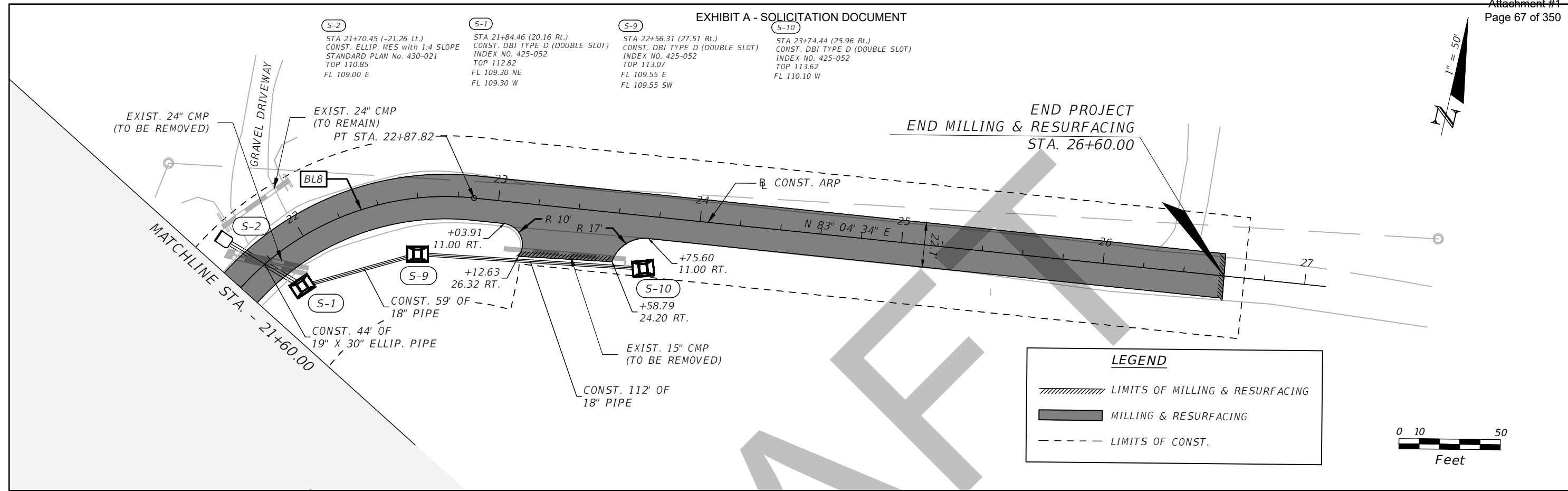
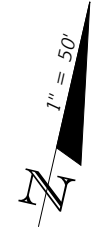
| LEON COUNTY DEPARTMENT OF PUBLIC WORKS | | |
|---|--------|----------------------|
| ROAD NO. | COUNTY | FINANCIAL PROJECT ID |
| N/A | LEON | N/A |

ROADWAY PLAN

SHEET NO.
14

NOTICE: THE OFFICIAL RECORD OF THIS SHEET IS THE ELECTRONIC FILE DIGITALLY SIGNED AND SEALED UNDER RULE 61G15-23.004, F.A.C.

EXHIBIT A - SOLICITATION DOCUMENT



LEGEND

- LIMITS OF MILLING & RESURFACING
- MILLING & RESURFACING
- LIMITS OF CONST.



DRAFT

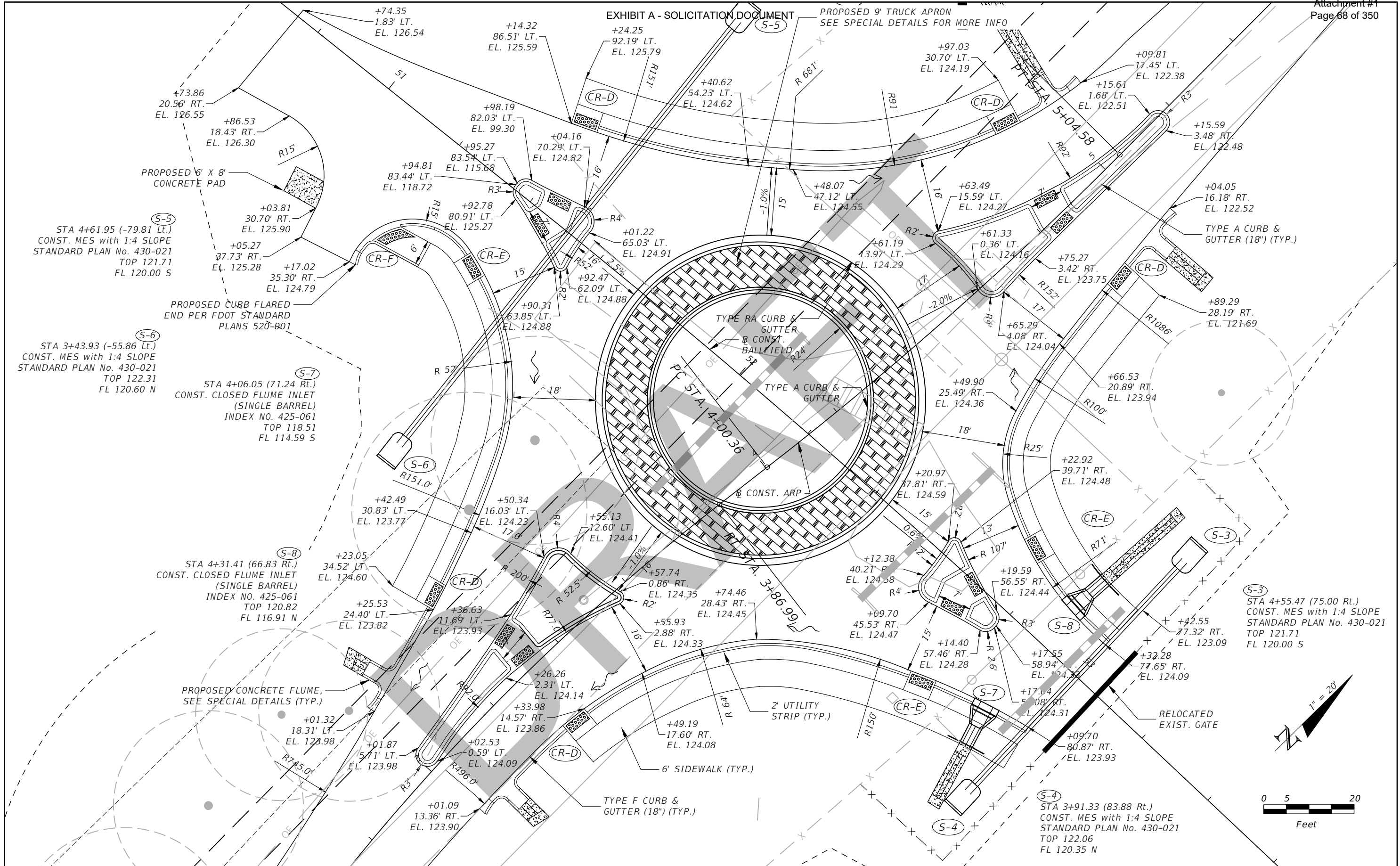
SHEET INTENTIONALLY LEFT BLANK

| REVISIONS | | | | DUSTIN T. EVANS, P.E. P.E. LICENSE NUMBER 71488 GREENMAN-PEDERSEN, INC. 1590 VILLAGE SQUARE BOULEVARD TALLAHASSEE, FLORIDA 32309 | LEON COUNTY DEPARTMENT OF PUBLIC WORKS | | | ROADWAY PLAN | SHEET NO. |
|-----------|-------------|------|-------------|--|---|--------|----------------------|--------------|-----------|
| DATE | DESCRIPTION | DATE | DESCRIPTION | | ROAD NO. | COUNTY | FINANCIAL PROJECT ID | | 15 |
| | | | | | N/A | LEON | N/A | | |

NOTICE: THE OFFICIAL RECORD OF THIS SHEET IS THE ELECTRONIC FILE DIGITALLY SIGNED AND SEALED UNDER RULE 61G15-23.004, F.A.C.

EXHIBIT A - SOLICITATION DOCUMENT

PROPOSED 9' TRUCK APRON
SEE SPECIAL DETAILS FOR MORE INFO



| REVISIONS | | | |
|-----------|-------------|------|-------------|
| DATE | DESCRIPTION | DATE | DESCRIPTION |
| | | | |

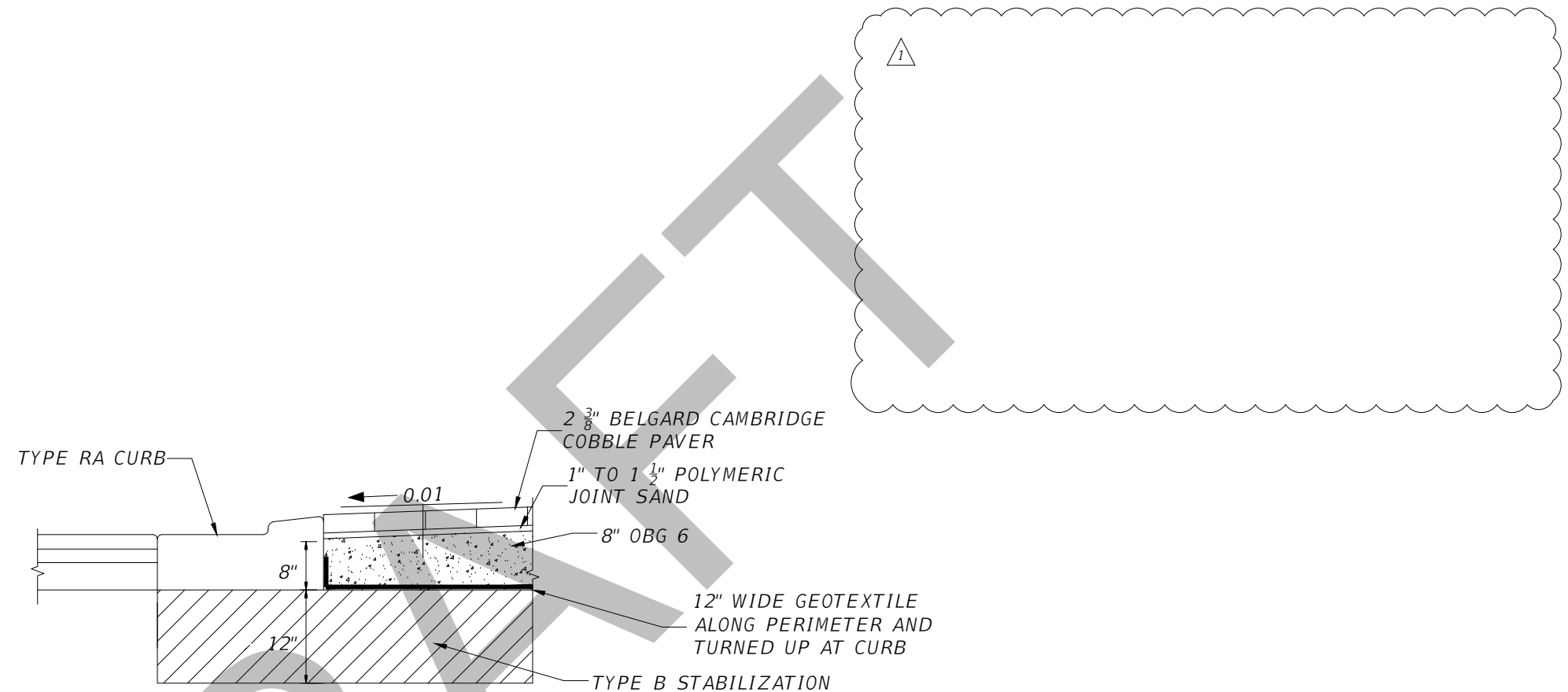
DUSTIN T. EVANS, P.E.
P.E. LICENSE NUMBER 71488
GREENMAN-PEDERSEN, INC.
1590 VILLAGE SQUARE BOULEVARD
TALLAHASSEE, FLORIDA 32309

| | | |
|---|--------|----------------------|
| LEON COUNTY DEPARTMENT OF PUBLIC WORKS | | |
| ROAD NO. | COUNTY | FINANCIAL PROJECT ID |
| N/A | LEON | N/A |

**ROUNDABOUT GEOMETRIC AND
ELEVATION DETAIL**

| |
|-----------|
| SHEET NO. |
| 16 |

NOTICE: THE OFFICIAL RECORD OF THIS SHEET IS THE ELECTRONIC FILE DIGITALLY SIGNED AND SEALED UNDER RULE 61G15-23.004, F.A.C.

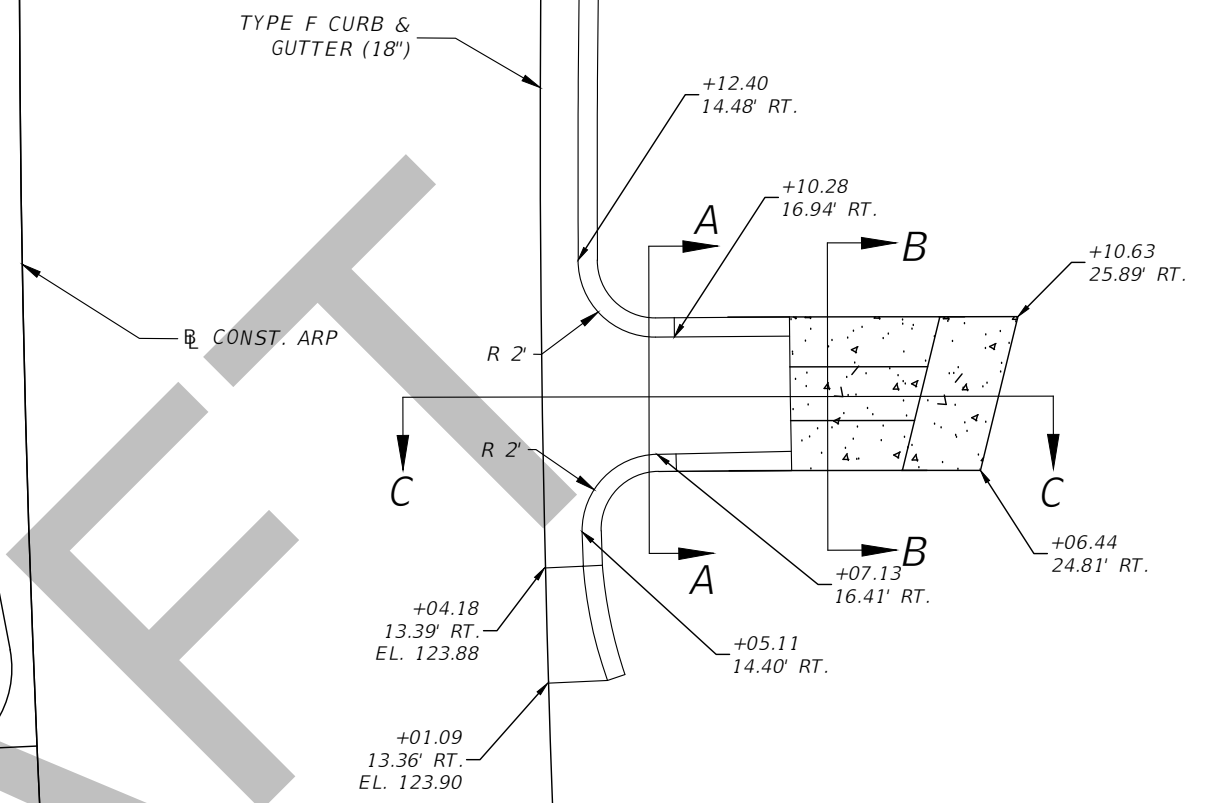
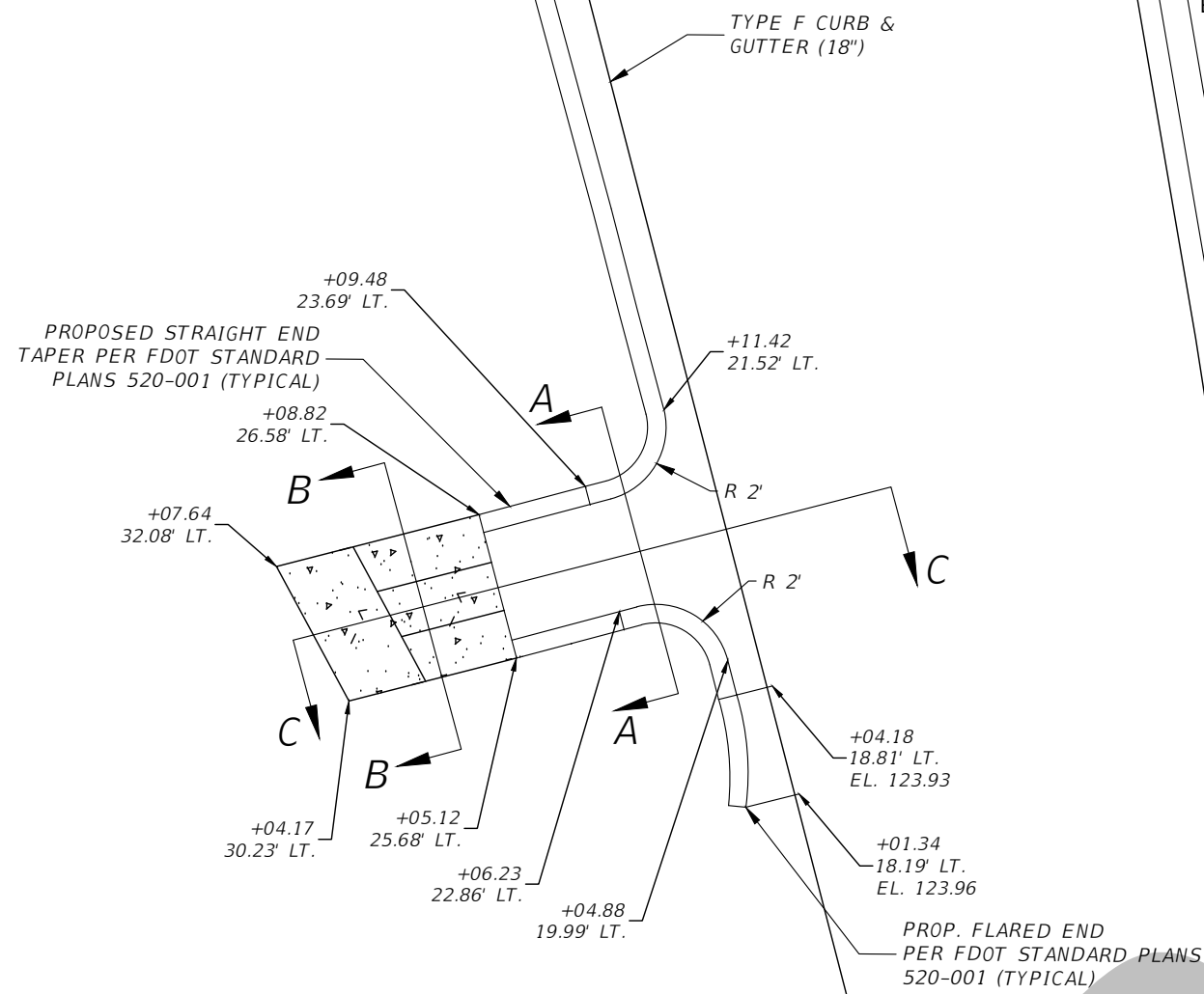


DETAIL "A"
RA CURB @ ROUNDABOUT
N.T.S.

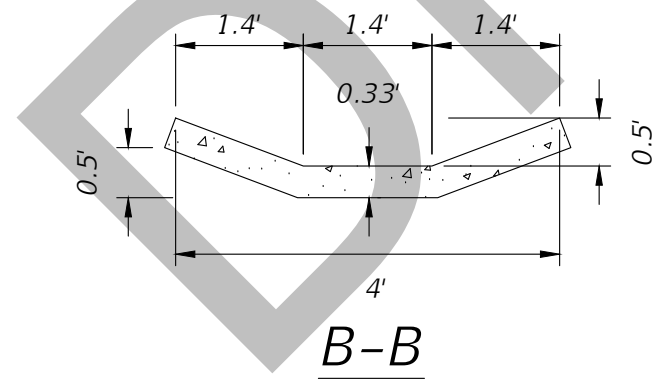
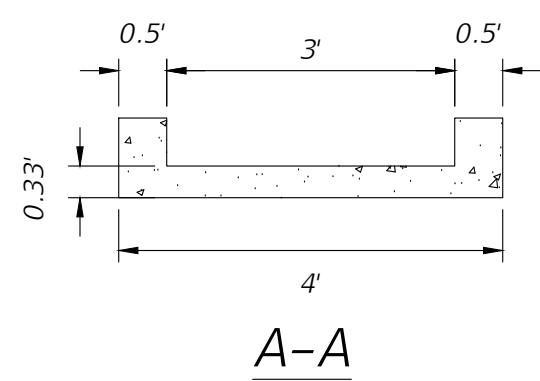
TRUCK APRON DETAIL

| REVISIONS | | | | DUSTIN T. EVANS, P.E. P.E. LICENSE NUMBER 71488 GREENMAN-PEDERSEN, INC. 1590 VILLAGE SQUARE BOULEVARD TALLAHASSEE, FLORIDA 32309 | LEON COUNTY DEPARTMENT OF PUBLIC WORKS | | | SHEET NO. 17 |
|-----------|-----------------------------|------|----------|--|---|----------------------|-----|------------------------|
| DATE | DESCRIPTION | DATE | ROAD NO. | | COUNTY | FINANCIAL PROJECT ID | | |
| 3/15/2021 | 1 REMOVE DITCH BLOCK DETAIL | | | | N/A | LEON | N/A | |

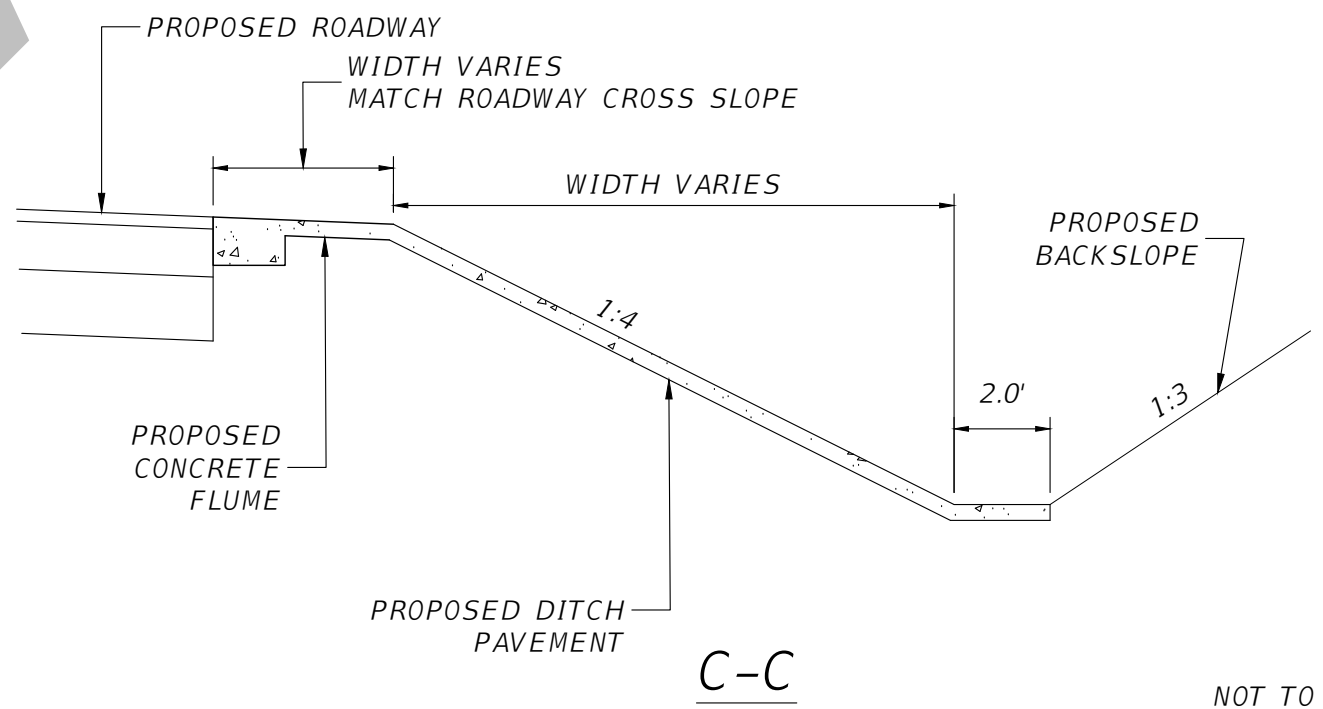
EXHIBIT A - SOLICITATION DOCUMENT



NOTE: FLUME SECTIONS ARE TO BE KEYED INTO THE SOIL. (TYP)



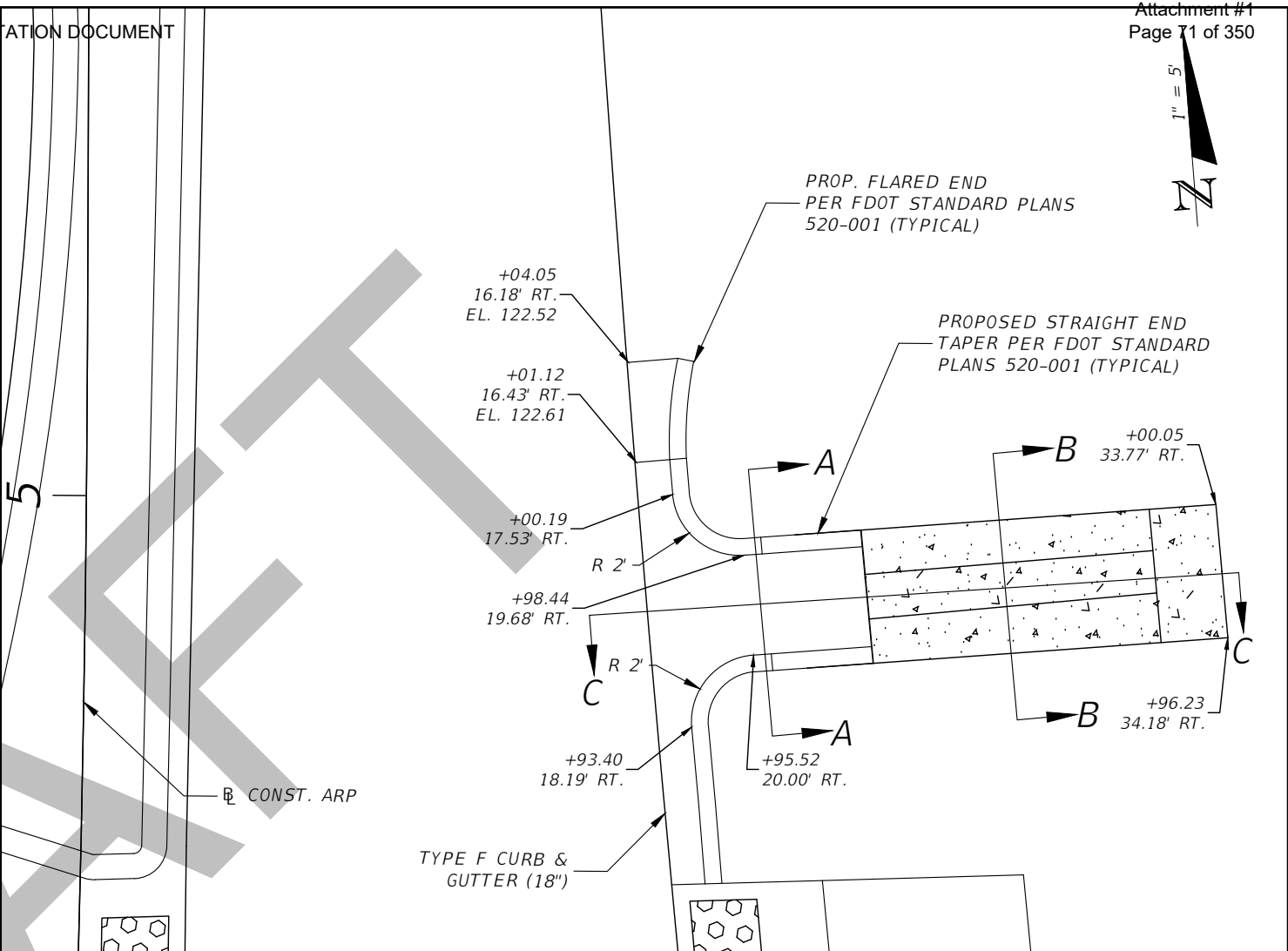
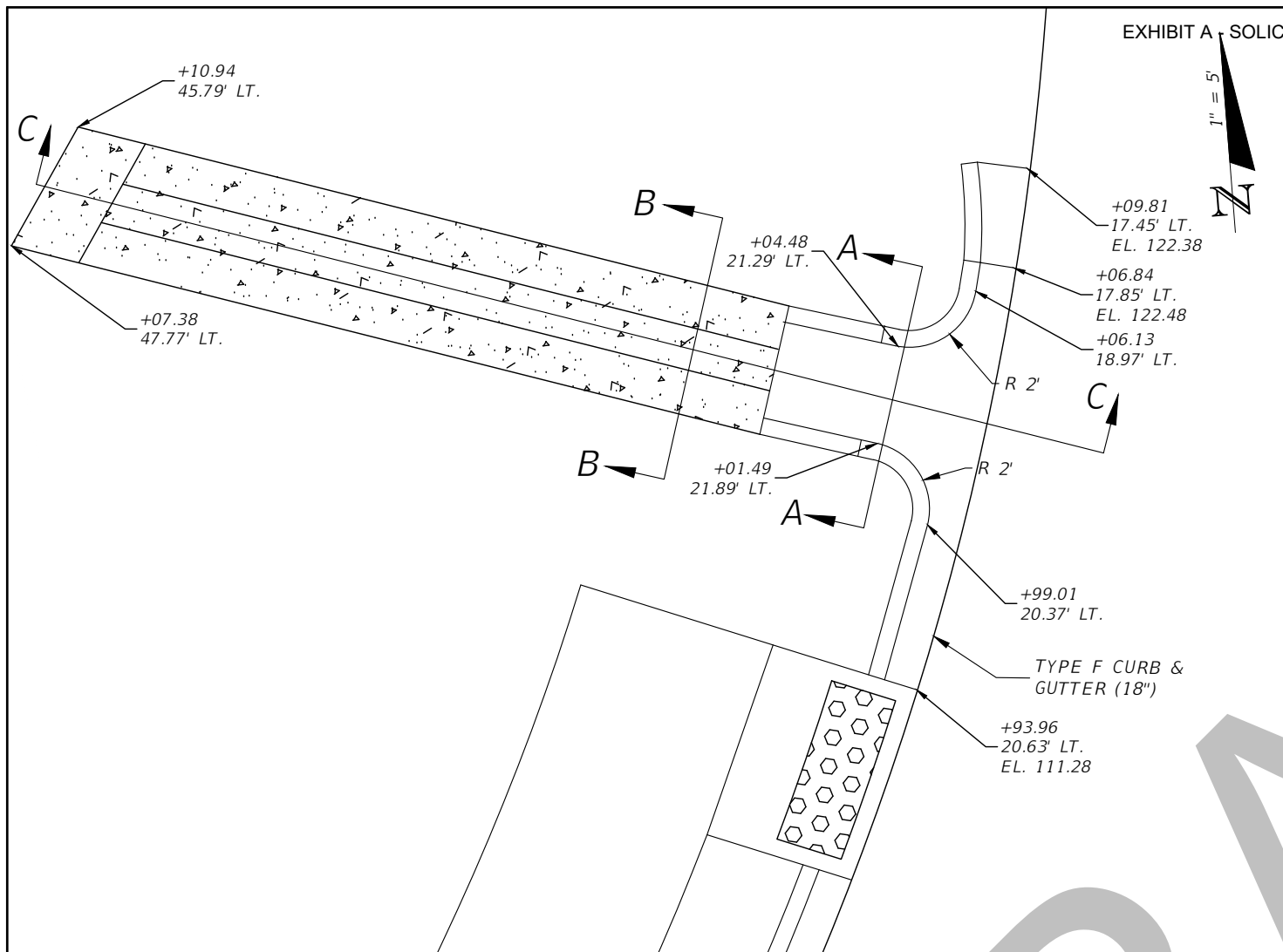
NOT TO SCALE



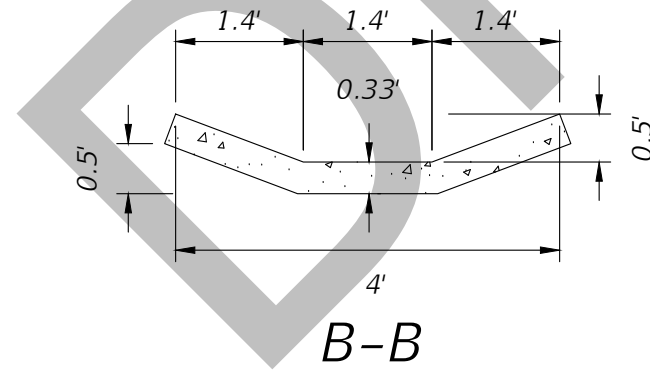
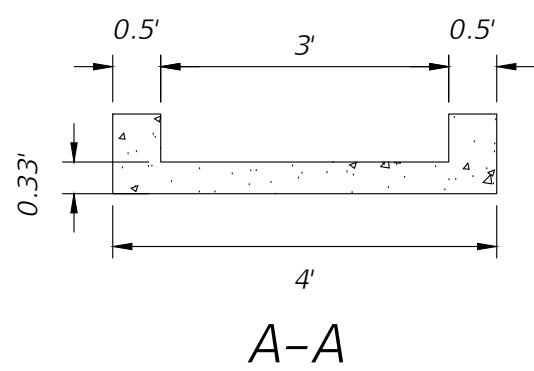
NOT TO SCALE

| REVISIONS | | | | DUSTIN T. EVANS, P.E. P.E. LICENSE NUMBER 71488 GREENMAN-PEDERSEN, INC. 1590 VILLAGE SQUARE BOULEVARD TALLAHASSEE, FLORIDA 32309 | LEON COUNTY DEPARTMENT OF PUBLIC WORKS | | | SHEET NO. 18 |
|-----------|-------------|------|-------------|--|---|--------|----------------------|---------------------|
| DATE | DESCRIPTION | DATE | DESCRIPTION | | ROAD NO. | COUNTY | FINANCIAL PROJECT ID | |
| --- | --- | --- | --- | | N/A | LEON | N/A | |

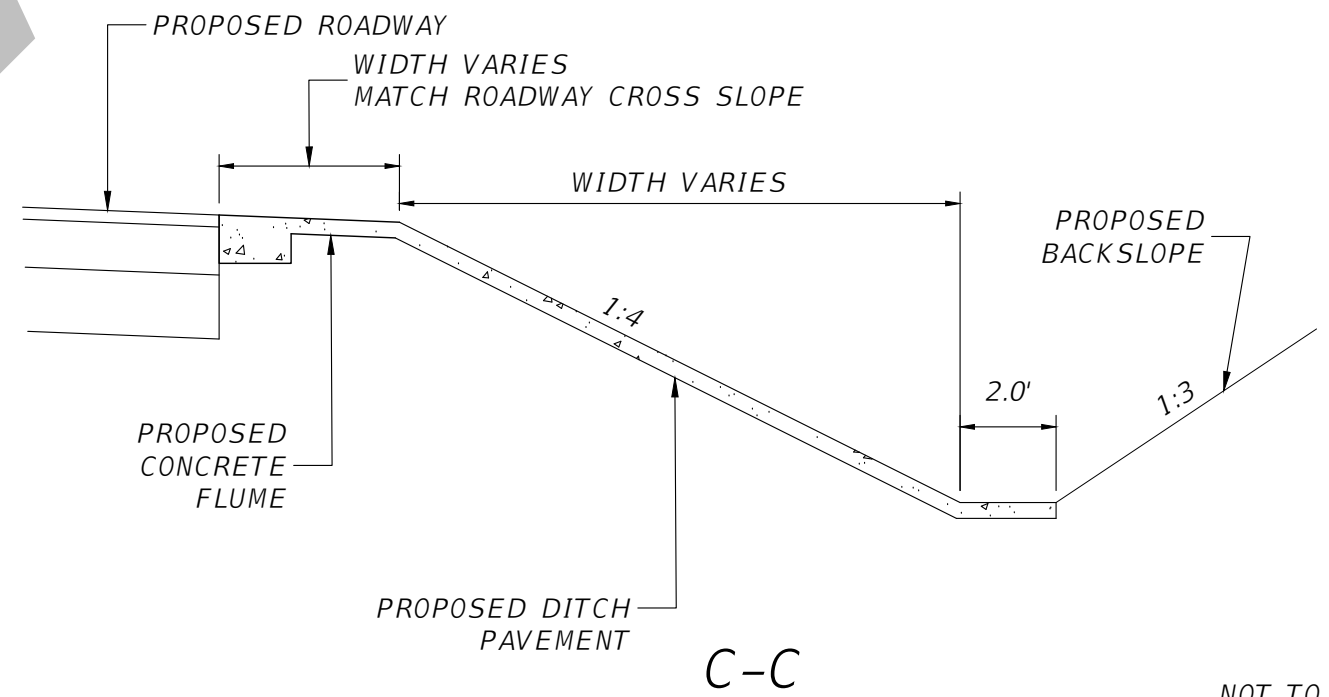
NOTICE: THE OFFICIAL RECORD OF THIS SHEET IS THE ELECTRONIC FILE DIGITALLY SIGNED AND SEALED UNDER RULE 61G15-23.004, F.A.C.



NOTE: FLUME SECTIONS ARE TO BE KEYED INTO THE SOIL. (TYP)



NOT TO SCALE



NOT TO SCALE

| REVISIONS | | | |
|-----------|-------------|------|-------------|
| DATE | DESCRIPTION | DATE | DESCRIPTION |
| --- | --- | --- | --- |

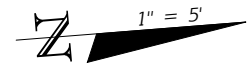
DUSTIN T. EVANS, P.E.
P.E. LICENSE NUMBER 71488
GREENMAN-PEDERSEN, INC.
1590 VILLAGE SQUARE BOULEVARD
TALLAHASSEE, FLORIDA 32309

| | | |
|---|--------|----------------------|
| LEON COUNTY DEPARTMENT OF PUBLIC WORKS | | |
| ROAD NO. | COUNTY | FINANCIAL PROJECT ID |
| N/A | LEON | N/A |

SPECIAL DETAILS

| |
|-----------|
| SHEET NO. |
| 19 |

EXHIBIT A - SOLICITATION DOCUMENT



PROPOSED 9' RAILING PER
FDOT STANDARD PLANS 515-070

PROPOSED STRAIGHT END
TAPER PER FDOT STANDARD
PLANS 520-001 (TYPICAL)

+95.03
42.73' RT.

+88.13
28.93' RT.

+86.88
18.79' RT.
EL. 123.97

+92.72
17.20' RT.
EL. 123.95

+97.99
42.16' RT.

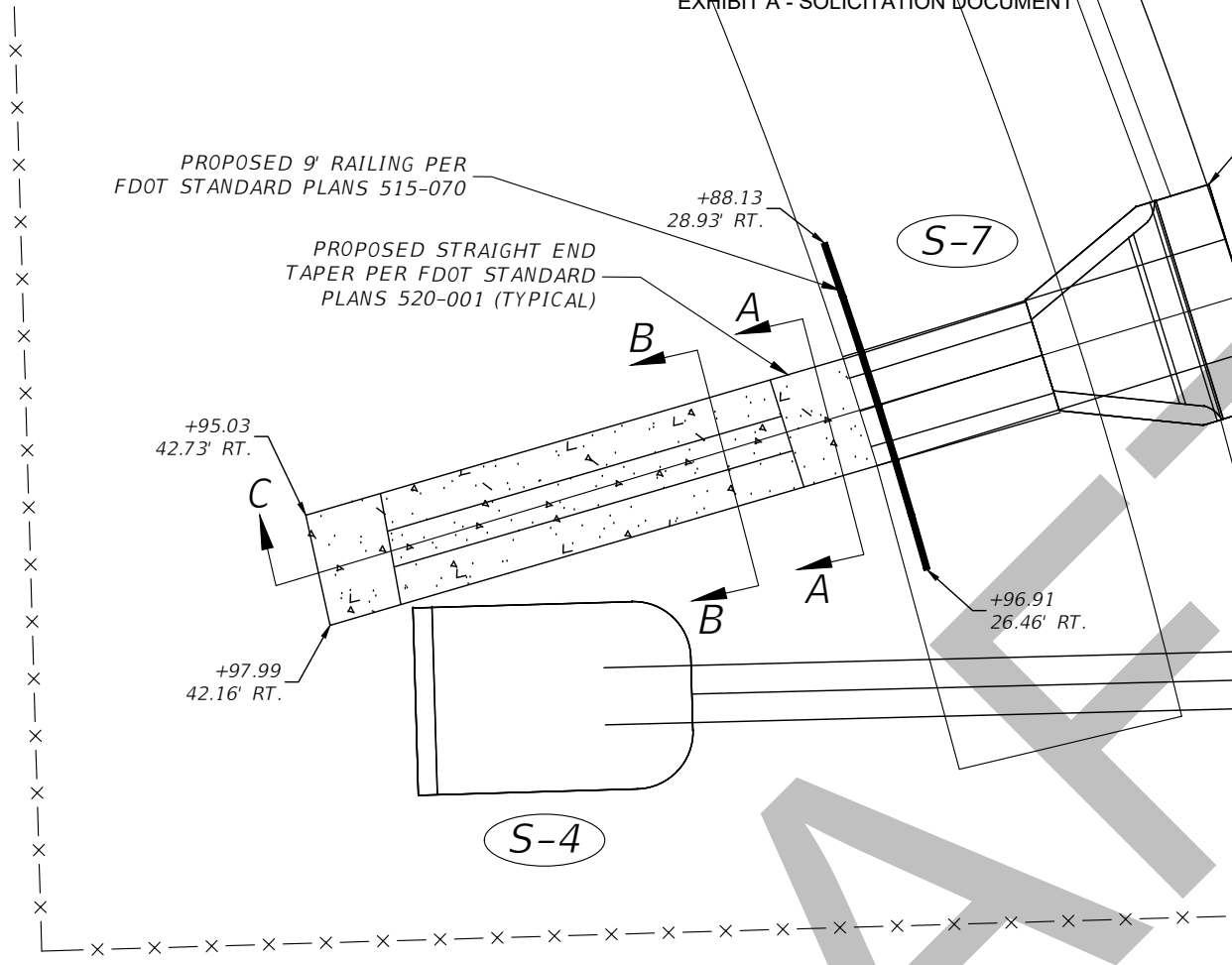
+96.91
26.46' RT.

+100.00
15.47' RT.
EL. 123.93

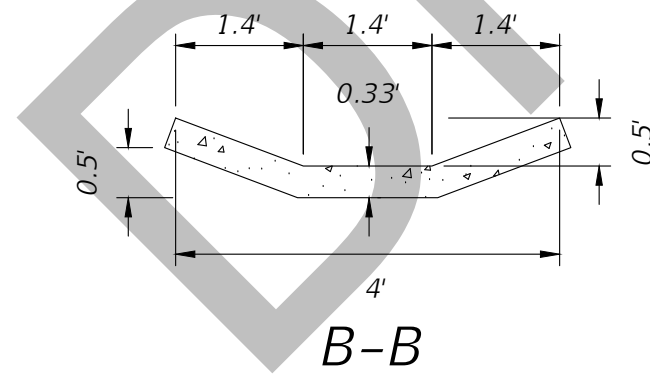
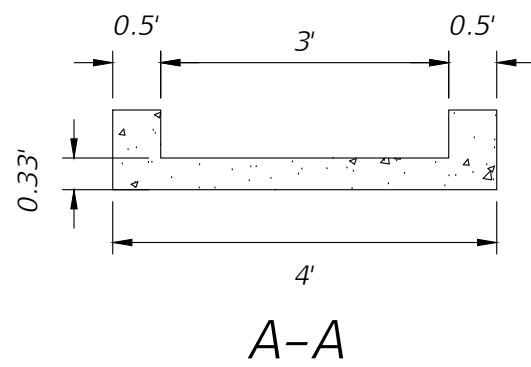
TYPE F CURB &
GUTTER (18")

53

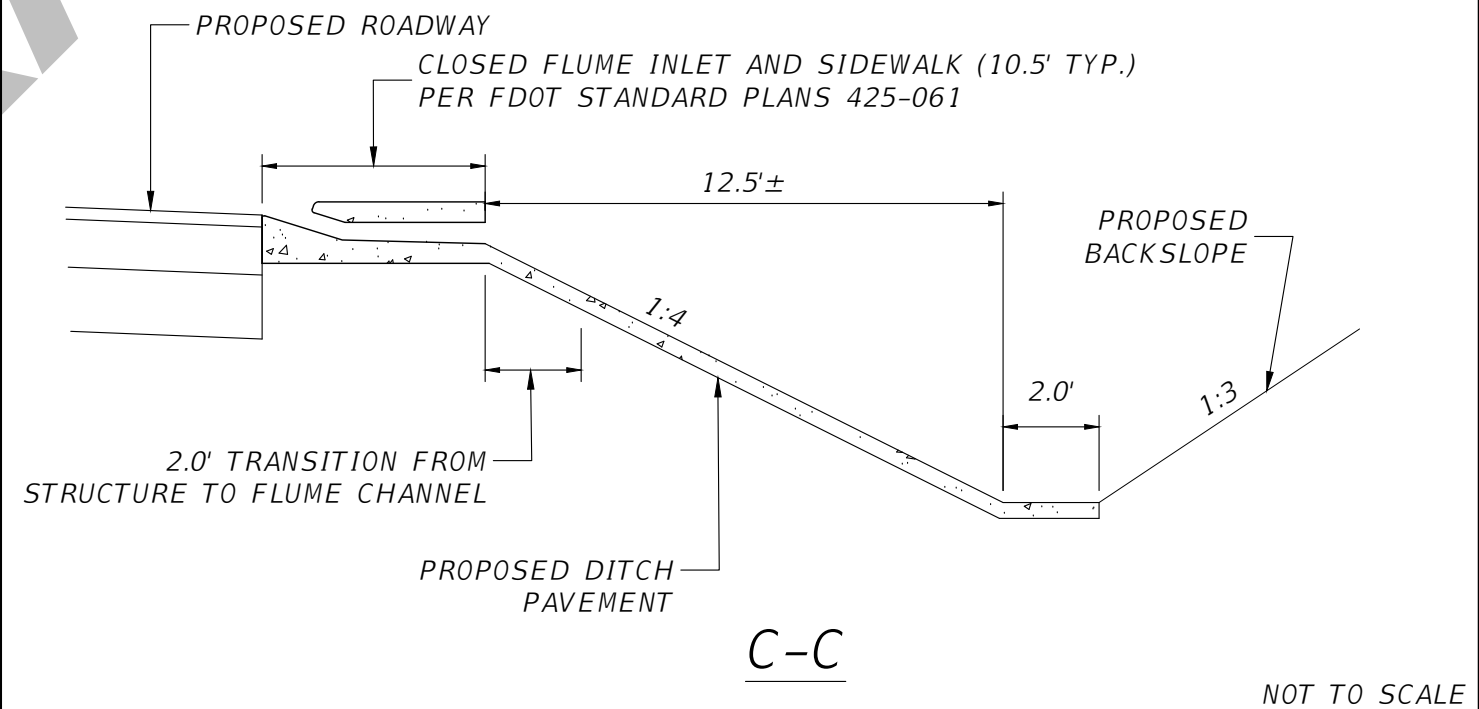
CONST. BALLFIELD



NOTE: FLUME SECTIONS ARE
TO BE KEYED INTO THE SOIL. (TYP)



NOT TO SCALE



NOT TO SCALE

| REVISIONS | | | | DUSTIN T. EVANS, P.E. P.E. LICENSE NUMBER 71488 GREENMAN-PEDERSEN, INC. 1590 VILLAGE SQUARE BOULEVARD TALLAHASSEE, FLORIDA 32309 | LEON COUNTY DEPARTMENT OF PUBLIC WORKS | | | SHEET NO. 20 |
|-----------|-------------|------|-------------|--|---|--------|----------------------|------------------------|
| DATE | DESCRIPTION | DATE | DESCRIPTION | | ROAD NO. | COUNTY | FINANCIAL PROJECT ID | |
| --- | --- | --- | --- | | N/A | LEON | N/A | |

NOTICE: THE OFFICIAL RECORD OF THIS SHEET IS THE ELECTRONIC FILE DIGITALLY SIGNED AND SEALED UNDER RULE 61G15-23.004, F.A.C.

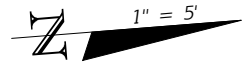
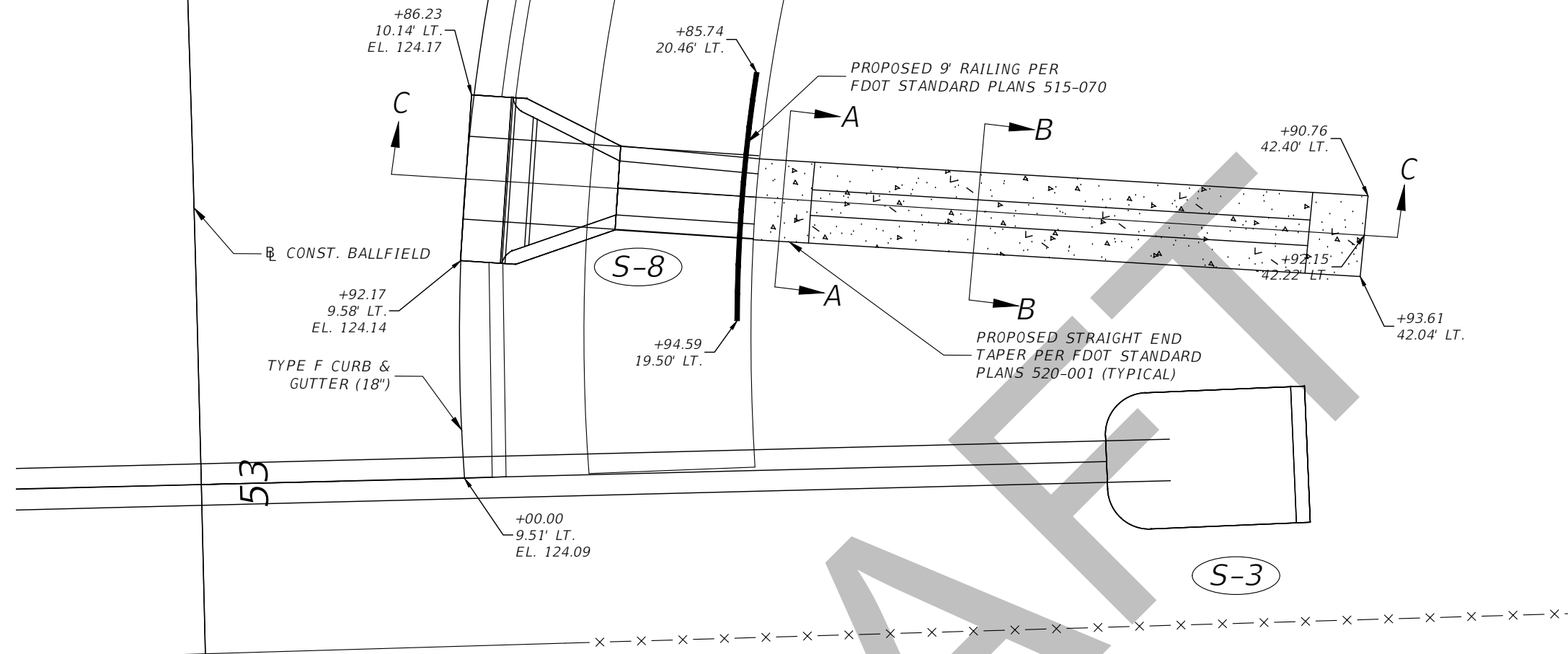
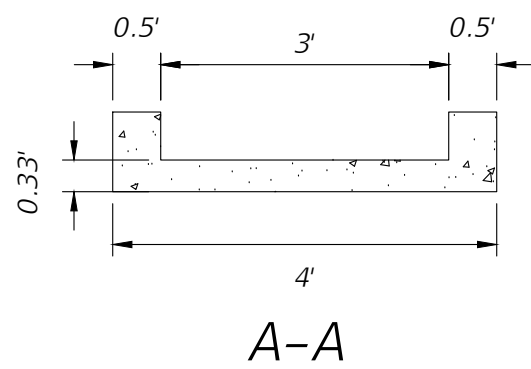


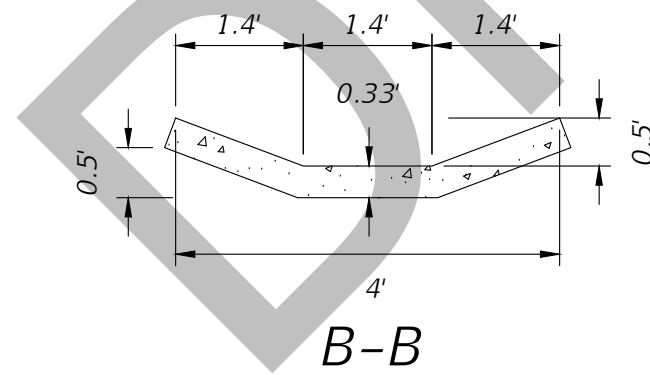
EXHIBIT A - SOLICITATION DOCUMENT



NOTE: FLUME SECTIONS ARE TO BE KEYED INTO THE SOIL. (TYP)

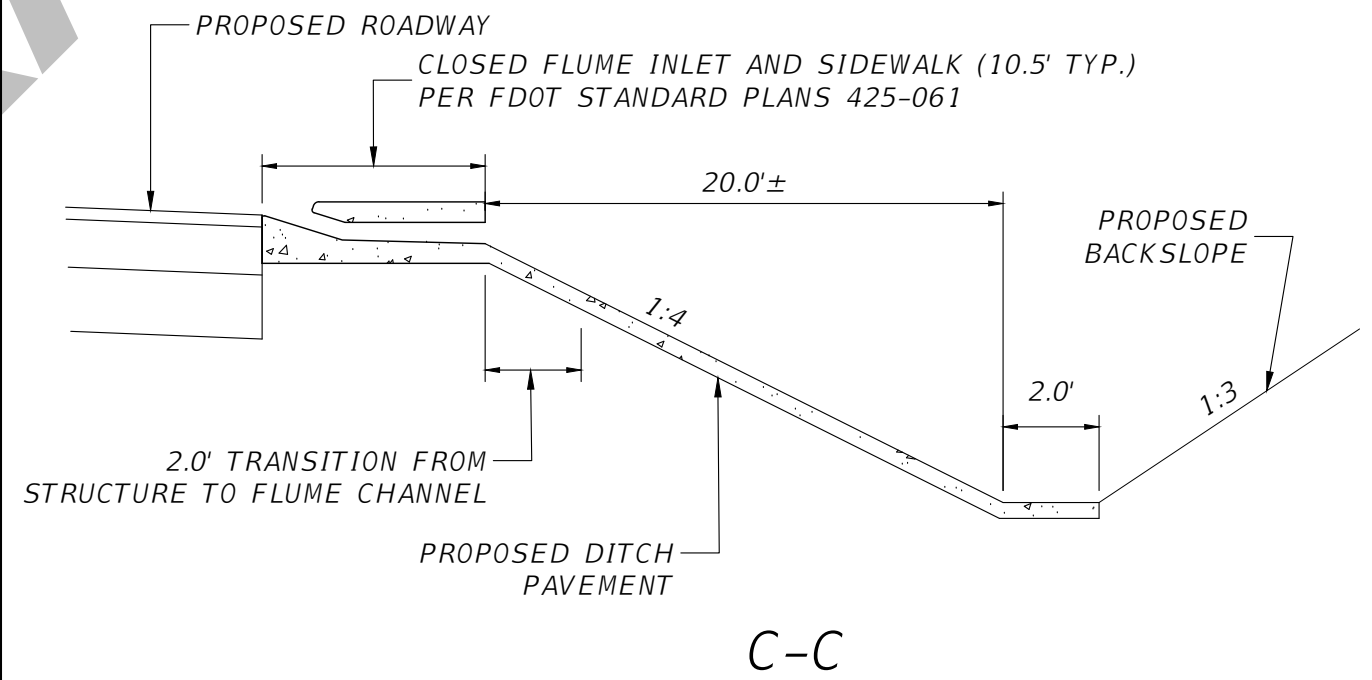


A-A



B-B

NOT TO SCALE



C-C

NOT TO SCALE

| REVISIONS | | | |
|-----------|-------------|------|-------------|
| DATE | DESCRIPTION | DATE | DESCRIPTION |
| --- | --- | --- | --- |

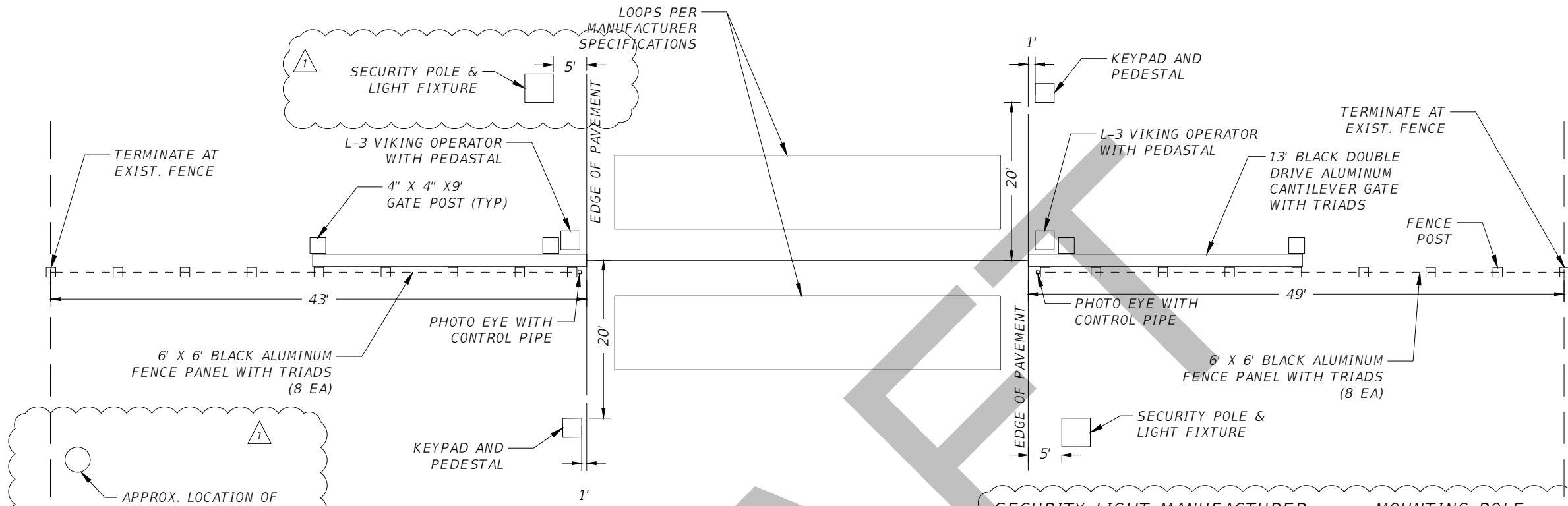
DUSTIN T. EVANS, P.E.
P.E. LICENSE NUMBER 71488
GREENMAN-PEDERSEN, INC.
1590 VILLAGE SQUARE BOULEVARD
TALLAHASSEE, FLORIDA 32309

| | | |
|---|--------|----------------------|
| LEON COUNTY DEPARTMENT OF PUBLIC WORKS | | |
| ROAD NO. | COUNTY | FINANCIAL PROJECT ID |
| N/A | LEON | N/A |

SPECIAL DETAILS

| |
|-----------|
| SHEET NO. |
| 21 |

NOTICE: THE OFFICIAL RECORD OF THIS SHEET IS THE ELECTRONIC FILE DIGITALLY SIGNED AND SEALED UNDER RULE 61G15-23.004, F.A.C.



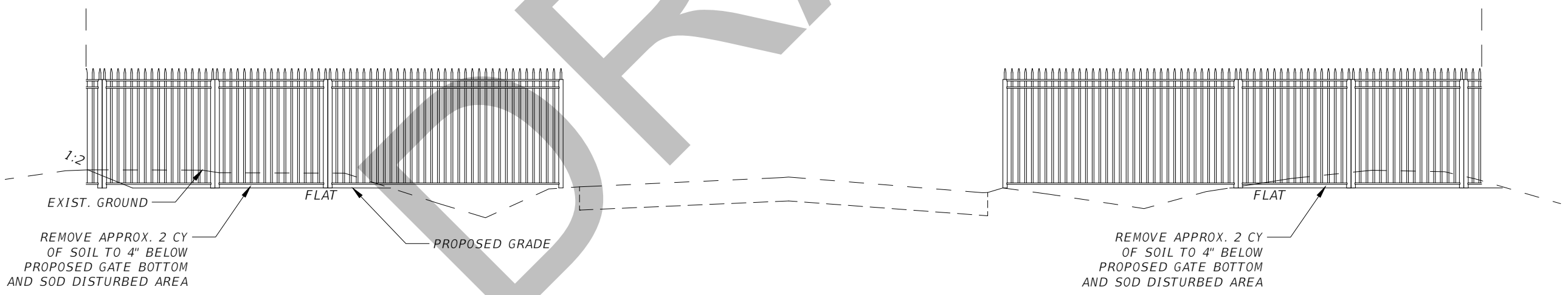
APPROX. LOCATION OF PROPOSED POWER POLE (BY TALQUIN ELECTRIC)

SECURITY LIGHT MANUFACTURER:
Cooper Lighting Fixtures - Lumark (LAS45-3)
450W HID Equivalent, 10 Position Lumen Selectable Area Luminaire, Type III distribution, 120-277V.
Mounting Height: 20' Or approved equal

MOUNTING POLE:
Cooper Lighting Fixtures - Lumark Square Straight Aluminum (SSA) Pole with Tenon top.
Shaft Size: 4"
Mounting Height: 20'
Finish: Dark Bronze
Mounting Type: 2-3/8" OD Tenon top (4" long)
Or approved equal

PLAN VIEW

N.T.S.



SECTION VIEW

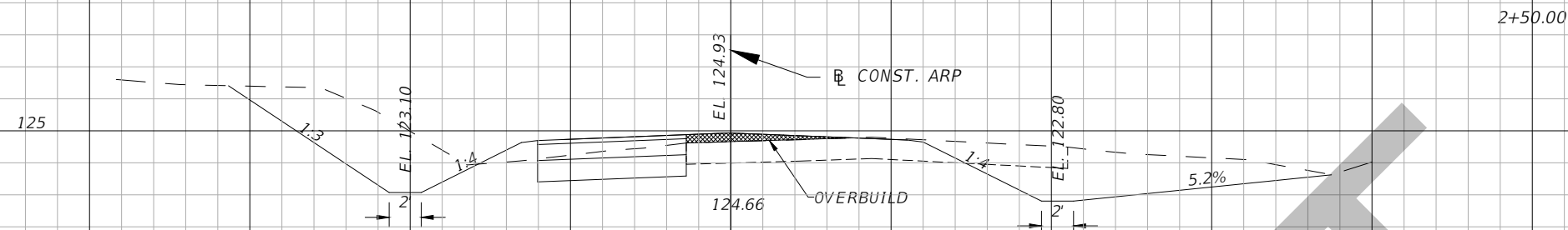
N.T.S.

SLIDING SECURITY GATE

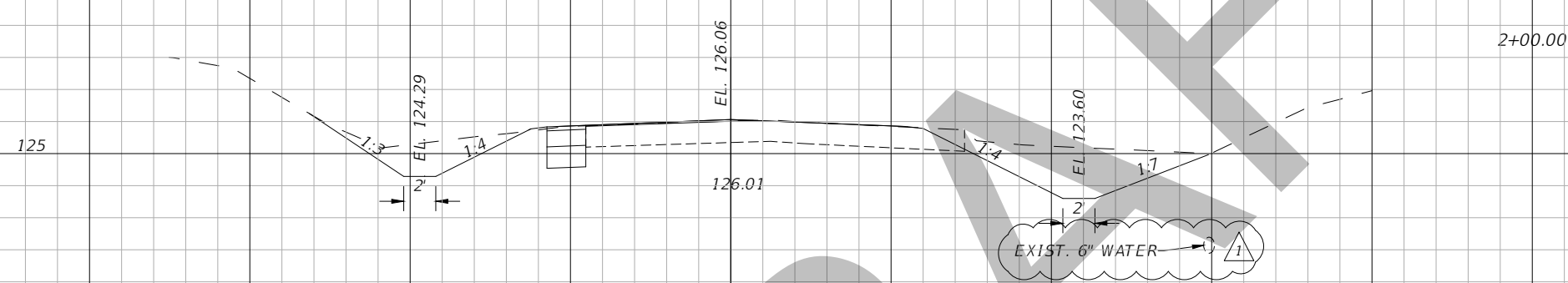
| REVISIONS | | | | DUSTIN T. EVANS, P.E. P.E. LICENSE NUMBER 71488 GREENMAN-PEDERSEN, INC. 1590 VILLAGE SQUARE BOULEVARD TALLAHASSEE, FLORIDA 32309 | LEON COUNTY DEPARTMENT OF PUBLIC WORKS | | | SHEET NO. 22 |
|-----------|--|------|-------------|--|---|--------|----------------------|---------------------|
| DATE | DESCRIPTION | DATE | DESCRIPTION | | ROAD NO. | COUNTY | FINANCIAL PROJECT ID | |
| 3/15/2021 | 1 ADDED POWERPOLE, LIGHT, AND REVISED TEXT | | | | N/A | LEON | N/A | |

NOTICE: THE OFFICIAL RECORD OF THIS SHEET IS THE ELECTRONIC FILE DIGITALLY SIGNED AND SEALED UNDER RULE 61G15-23.004, F.A.C.

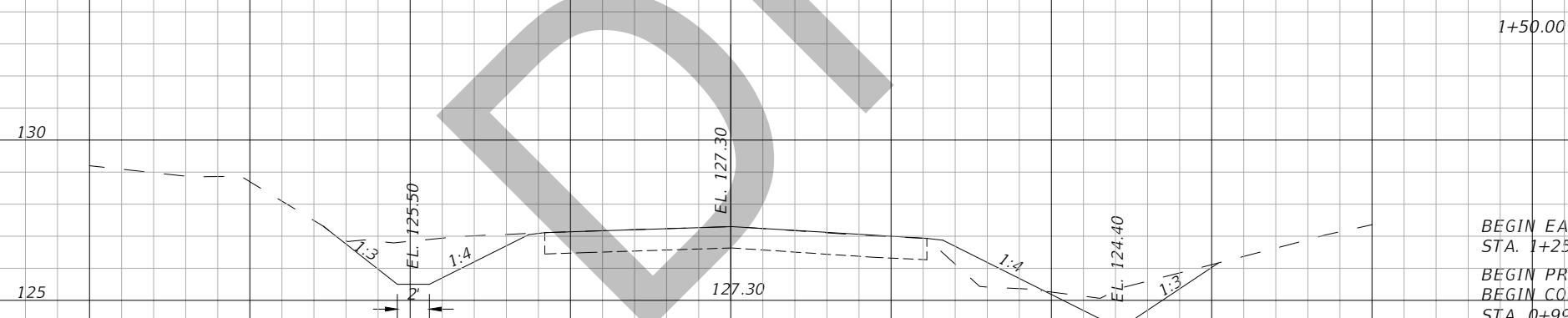
EXHIBIT A - SOLICITATION DOCUMENT



| | | | |
|----|----|---|---|
| 42 | 61 | 3 | 3 |
|----|----|---|---|



| | | | |
|----|----|---|---|
| 24 | 37 | 0 | 4 |
|----|----|---|---|



| | | | |
|----|---|---|---|
| 16 | 7 | 4 | 2 |
|----|---|---|---|

BEGIN EARTHWORK
STA. 1+25.00
BEGIN PROJECT
BEGIN CONSTRUCTION
STA. 0+99.31

1" = 10' Horizontal
1" = 5' Vertical

| REVISIONS | |
|-----------|----------------------------------|
| DATE | DESCRIPTION |
| 3/15/2021 | 1 REVISED EXIST. WATER LINE SIZE |

DUSTIN T. EVANS, P.E.
P.E. LICENSE NUMBER 71488
GREENMAN-PEDERSEN, INC.
1590 VILLAGE SQUARE BOULEVARD
TALLAHASSEE, FLORIDA 32309

| LEON COUNTY DEPARTMENT OF PUBLIC WORKS | | |
|---|--------|----------------------|
| ROAD NO. | COUNTY | FINANCIAL PROJECT ID |
| N/A | LEON | N/A |

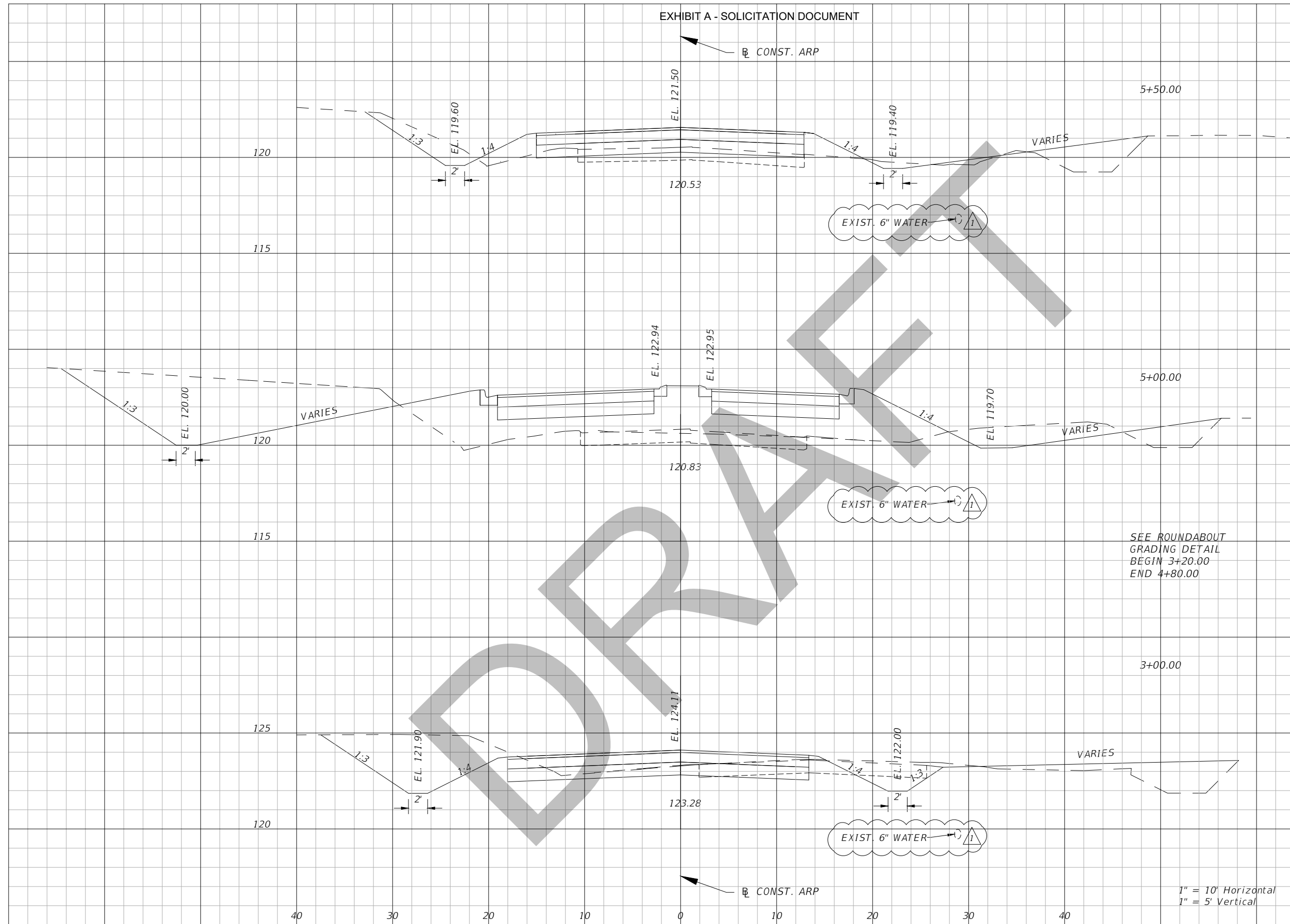
CROSS SECTIONS

| |
|-----------|
| SHEET NO. |
| 23 |

NOTICE: THE OFFICIAL RECORD OF THIS SHEET IS THE ELECTRONIC FILE DIGITALLY SIGNED AND SEALED UNDER RULE 61G15-23.004, F.A.C.

EXHIBIT A - SOLICITATION DOCUMENT

| Regular | Exc. | A(sf) | V(cy) |
|---------|------|-------|-------|
| 18 | 56 | 22 | 102 |
| 89 | 86 | | |
| 65 | 93 | 18 | 17 |



| REVISIONS | |
|-----------|----------------------------------|
| DATE | DESCRIPTION |
| 3/15/2021 | 1 REVISED EXIST. WATER LINE SIZE |


DUSTIN T. EVANS, P.E.
P.E. LICENSE NUMBER 71488
GREENMAN-PEDERSEN, INC.
1590 VILLAGE SQUARE BOULEVARD
TALLAHASSEE, FLORIDA 32309

| LEON COUNTY DEPARTMENT OF PUBLIC WORKS | | |
|---|--------|----------------------|
| ROAD NO. | COUNTY | FINANCIAL PROJECT ID |
| N/A | LEON | N/A |

CROSS SECTIONS

| |
|-----------|
| SHEET NO. |
| 24 |

NOTICE: THE OFFICIAL RECORD OF THIS SHEET IS THE ELECTRONIC FILE DIGITALLY SIGNED AND SEALED UNDER RULE 61G15-23.004, F.A.C.



| Regular A(sf) | Exc. V(cy) | A(sf) | V(cy) |
|---------------|------------|-------|-------|
| 0 | 1 | 0 | 3 |
| 3 | 23 | 9 | 28 |

| REVISIONS | |
|-----------|----------------------------------|
| DATE | DESCRIPTION |
| 3/15/2021 | 1 REVISED EXIST. WATER LINE SIZE |

DUSTIN T. EVANS, P.E.
P.E. LICENSE NUMBER 71488
GREENMAN-PEDERSEN, INC.
1590 VILLAGE SQUARE BOULEVARD
TALLAHASSEE, FLORIDA 32309

| LEON COUNTY DEPARTMENT OF PUBLIC WORKS | | |
|---|--------|----------------------|
| ROAD NO. | COUNTY | FINANCIAL PROJECT ID |
| N/A | LEON | N/A |

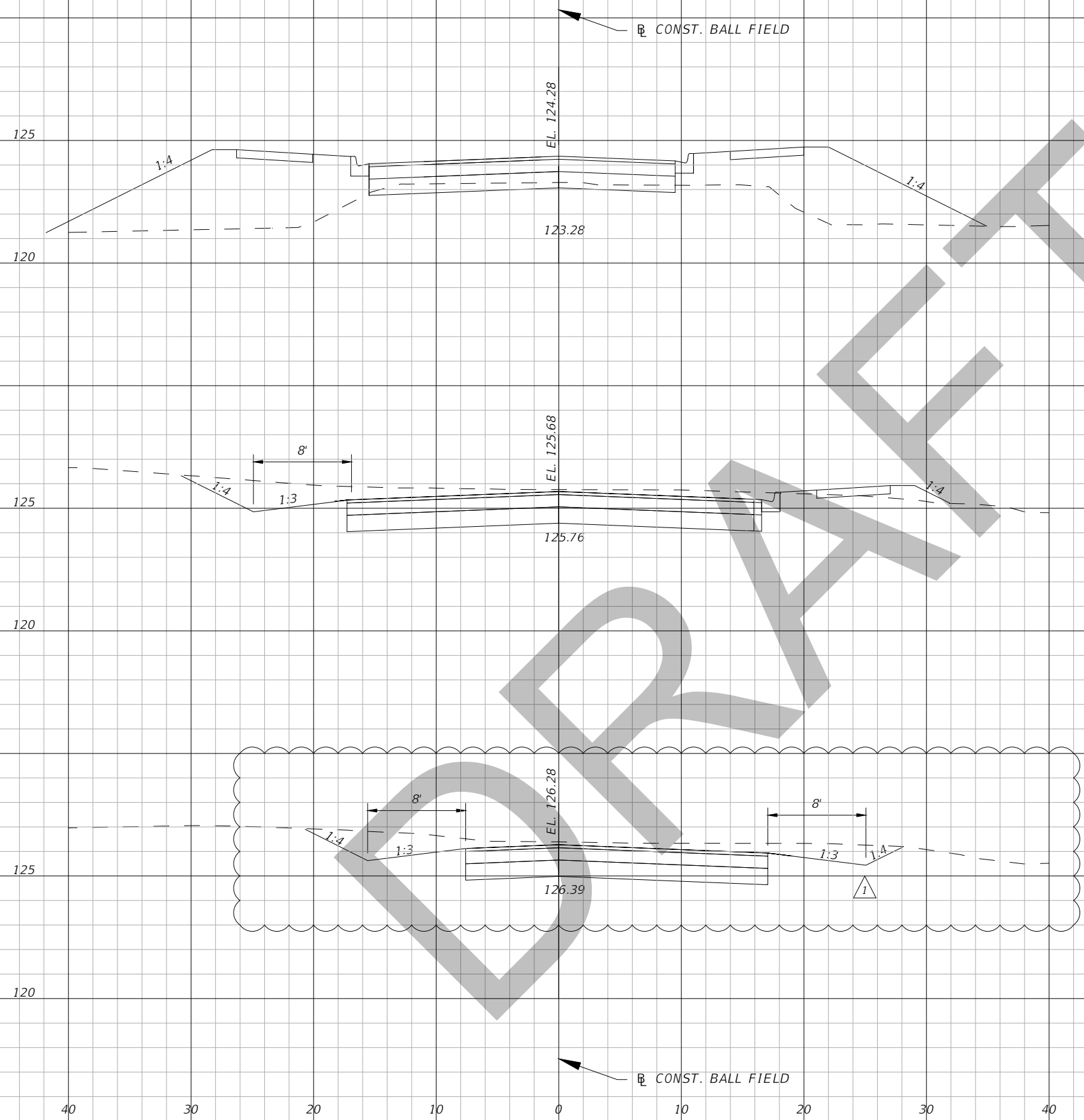
CROSS SECTIONS

SHEET NO.
25

1" = 10' Horizontal
1" = 5' Vertical

NOTICE: THE OFFICIAL RECORD OF THIS SHEET IS THE ELECTRONIC FILE DIGITALLY SIGNED AND SEALED UNDER RULE 61G15-23.004, F.A.C.

EXHIBIT A - SOLICITATION DOCUMENT



END RECONSTRUCTION
END EARTHWORK
STA. 51+00.00
51+00.00

SEE ROUNDABOUT
GRADING DETAIL
BEGIN 51+30.00
END 52+80.00

SEE MAINLINE
FOR ROUNDABOUT
EARTHWORK VOLUME

51+30.00

51+00.00

BEGIN RECONSTRUCTION
STA. 50+74.12

1" = 10' Horizontal
1" = 5' Vertical

| Regular | | Exc. | |
|---------|-------|-------|-------|
| A(sf) | V(cy) | A(sf) | V(cy) |
| 8 | 9 | 94 | 104 |
| 30 | 17 | 2 | 1 |
| 42 | 20 | 0 | 0 |
| 0 | 0 | 0 | 0 |

| REVISIONS | | | |
|-----------|-------------------|------|-------------|
| DATE | DESCRIPTION | DATE | DESCRIPTION |
| 3/15/2021 | 1 REVISED DITCHES | | |

DUSTIN T. EVANS, P.E.
P.E. LICENSE NUMBER 71488
GREENMAN-PEDERSEN, INC.
1590 VILLAGE SQUARE BOULEVARD
TALLAHASSEE, FLORIDA 32309

| LEON COUNTY DEPARTMENT OF PUBLIC WORKS | | |
|---|--------|----------------------|
| ROAD NO. | COUNTY | FINANCIAL PROJECT ID |
| N/A | LEON | N/A |

CROSS SECTIONS

SHEET NO.
26

NOTICE: THE OFFICIAL RECORD OF THIS SHEET IS THE ELECTRONIC FILE DIGITALLY SIGNED AND SEALED UNDER RULE 61G15-23.004, F.A.C.

NOTE: NO DISTURBANCE TO OCCUR WITHIN CONSERVATION AREA BOUNDARY

NOTE: HANDICAP PARKING AND BOARDWALK FROM STA. 31+32.78 TO STA. 32+38.32 SHALL BE ADA AND FDOT COMPLIANT

EXHIBIT A - SOLICITATION DOCUMENT

LEGEND

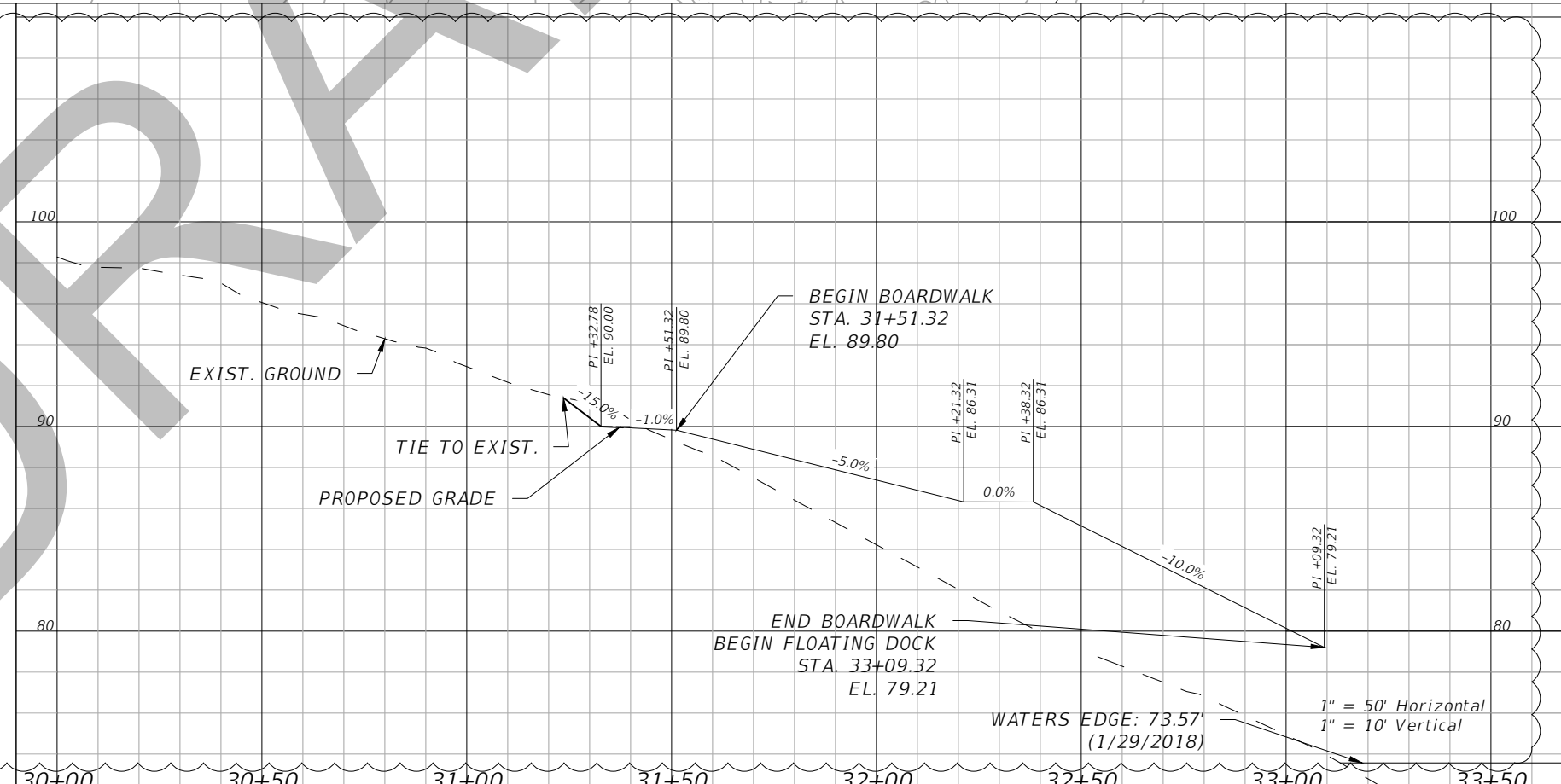
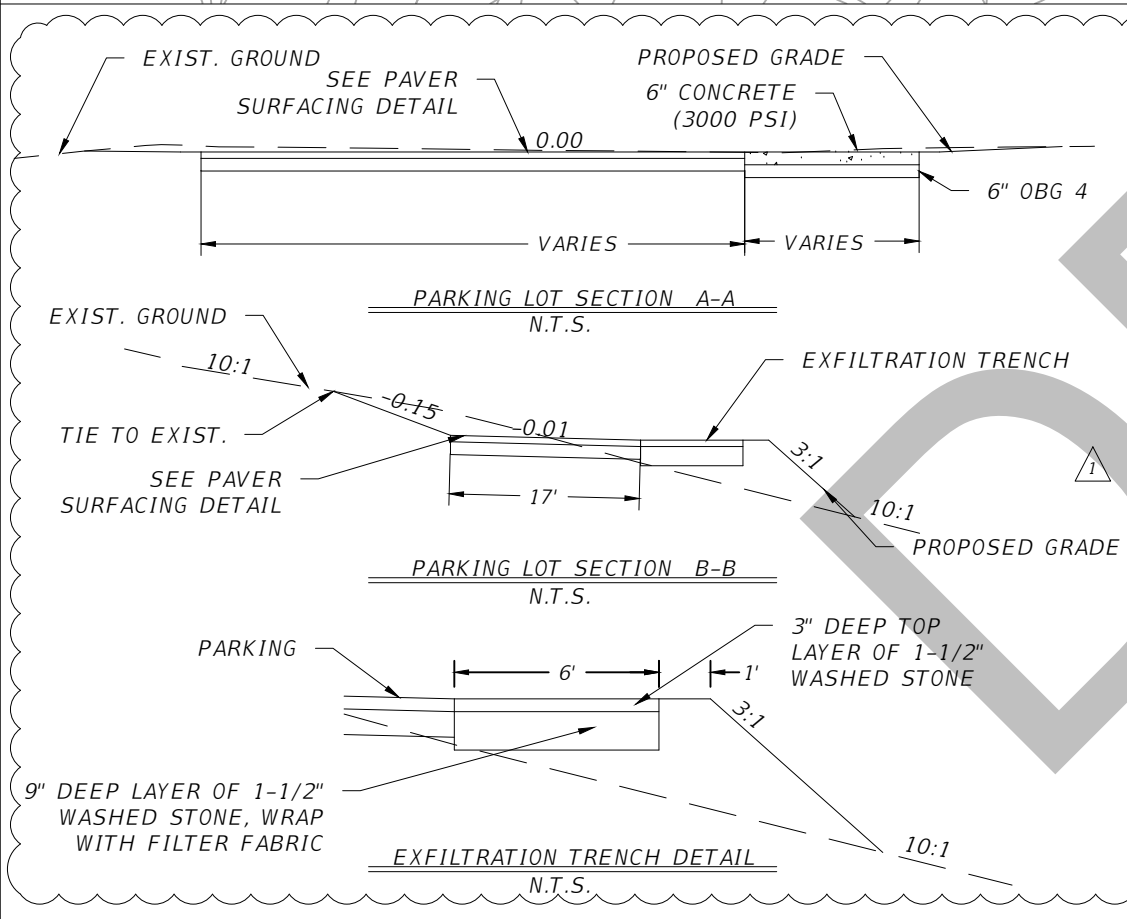
- 6" CONCRETE
- TRUEGRID
- EXFILTRATION TRENCH

ONE WAY
←
②

FTP-20-06
FTP-22-06
0700-1-11
0700-1-11
1 AS
1 AS

DO NOT ENTER
③

R05-01
0700-1-11
1 AS



| REVISIONS | | | |
|-----------|---|------|-------------|
| DATE | DESCRIPTION | DATE | DESCRIPTION |
| 3/15/2021 | 1 REMOVED SWALE DETAIL, ADDED EXFILTRATION TRENCH DETAIL, REVISED PROFILE | | |

DUSTIN T. EVANS, P.E.
P.E. LICENSE NUMBER 71488
GREENMAN-PEDERSEN, INC.
1590 VILLAGE SQUARE BOULEVARD
TALLAHASSEE, FLORIDA 32309

LEON COUNTY
DEPARTMENT OF PUBLIC WORKS

| | | |
|----------|--------|----------------------|
| ROAD NO. | COUNTY | FINANCIAL PROJECT ID |
| N/A | LEON | N/A |

PADDLE LAUNCH SITE PLAN

SHEET NO.
27

NOTICE: THE OFFICIAL RECORD OF THIS SHEET IS THE ELECTRONIC FILE DIGITALLY SIGNED AND SEALED UNDER RULE 61G15-23.004, F.A.C.

TOP OF REINFORCING BAR
FLUSH WITH TOP

TRUE GRID PERMEABLE
PAVING SYSTEM

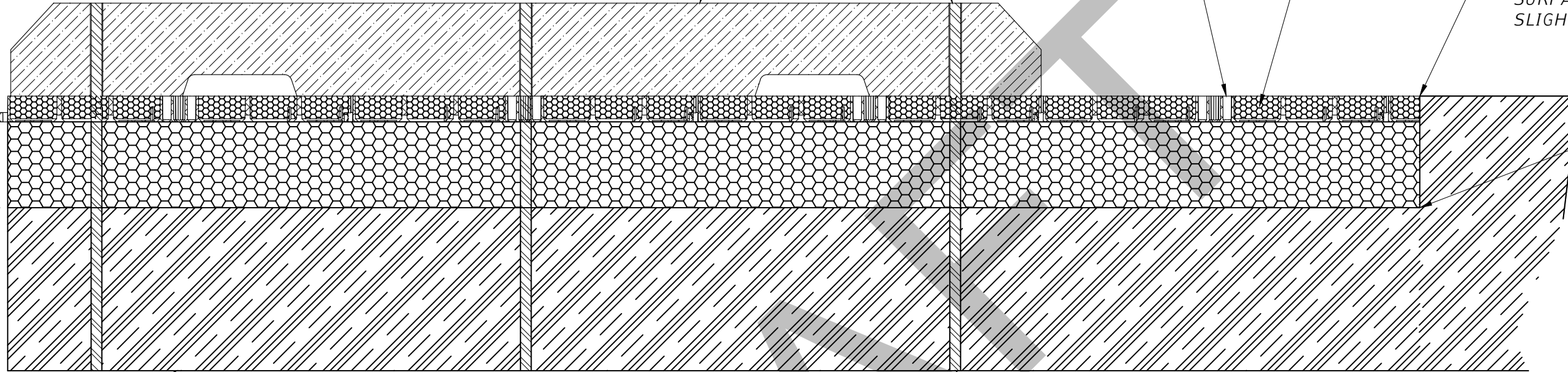
TRUEGRID FILL MATERIAL 1.8" DEPTH
ANY AGGREGATE 3/4" DIA OR 5/8"
DIA./CLEAN, WASHED

ADJOINING FINISH
GRADE TRUEGRID
SURFACE FLUSH OR
SLIGHTLY RECESSED

6" RUBBER
WHEEL STOP

TRIAX TX5
GEOGRID

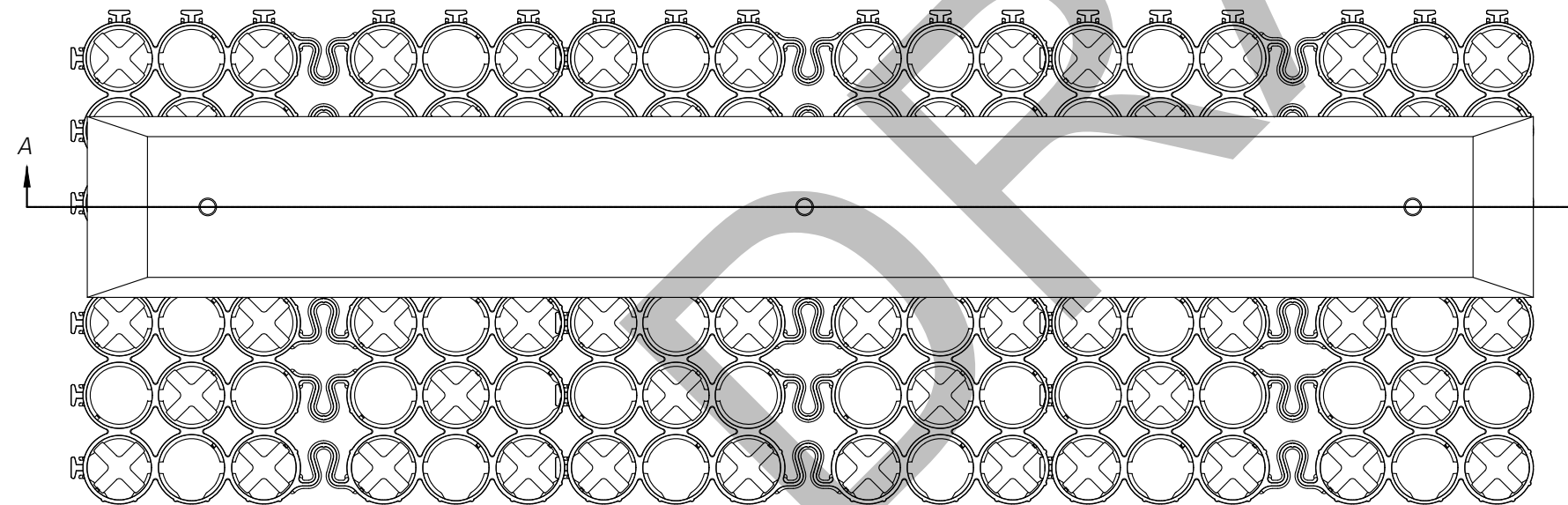
PER FDOT STANDARD SPECIFICATIONS 285
OBG 4
6"




SECTION VIEW
N.T.S.

18" GALVANIZED STEEL SPIKES
(TYP) (SEE MANUFACTURER FOR
RECOMMENDATIONS)

EXIST. GROUND



PLAN VIEW
N.T.S.



TRUEGRID BLOCK REFERENCE VIEW

TRUEGRID GRAVEL FILL
AND WHEEL STOP

| REVISIONS | | | |
|-----------|-----------------------|------|-------------|
| DATE | DESCRIPTION | DATE | DESCRIPTION |
| 3/15/2021 | 1 CALLOUT TEXT EDITED | | |

DUSTIN T. EVANS, P.E.
P.E. LICENSE NUMBER 71488
GREENMAN-PEDERSEN, INC.
1590 VILLAGE SQUARE BOULEVARD
TALLAHASSEE, FLORIDA 32309

| | | |
|---|--------|----------------------|
| LEON COUNTY DEPARTMENT OF PUBLIC WORKS | | |
| ROAD NO. | COUNTY | FINANCIAL PROJECT ID |
| N/A | LEON | N/A |

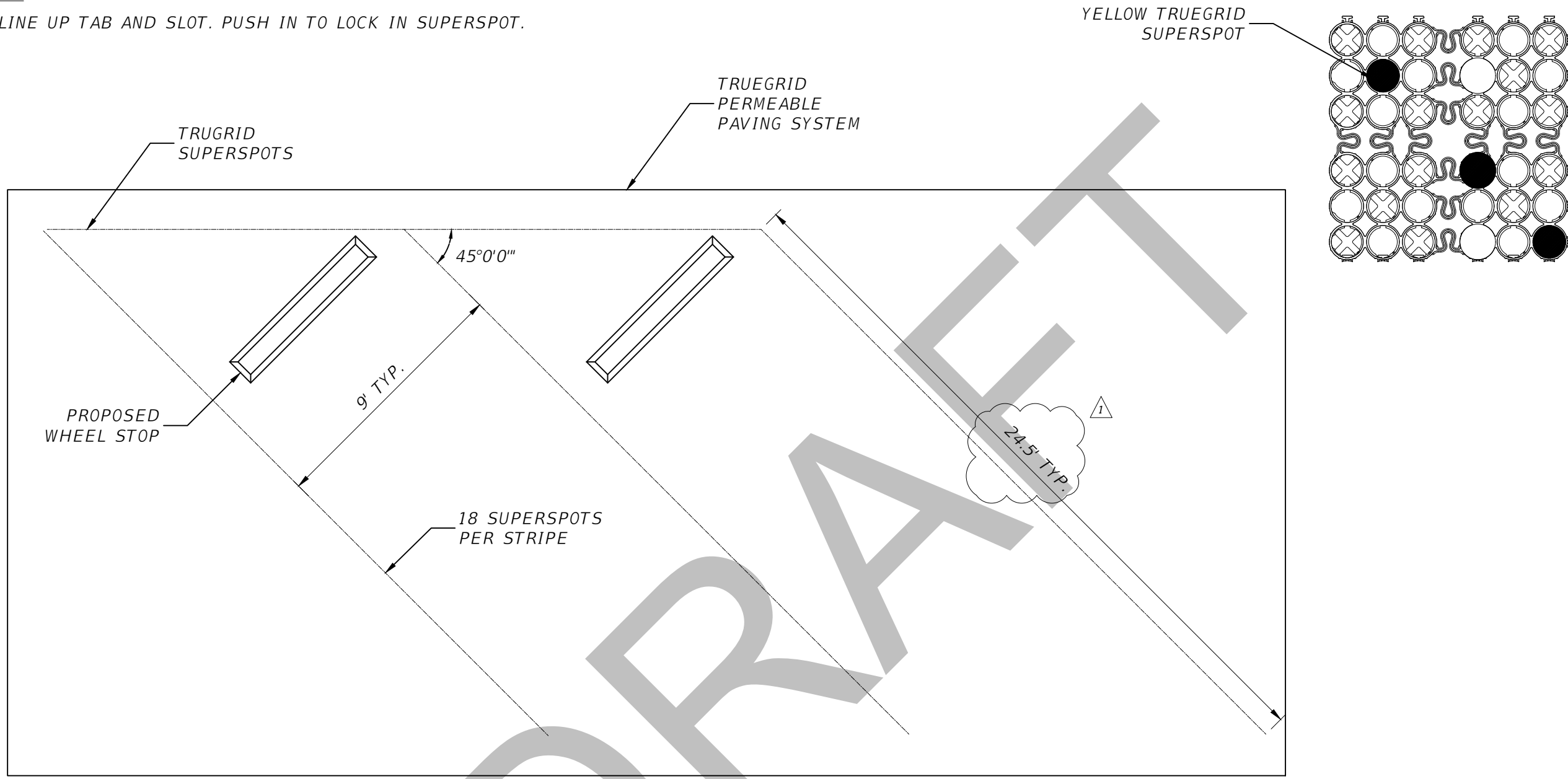
SPECIAL DETAIL

| |
|-----------|
| SHEET NO. |
| 28 |

NOTICE: THE OFFICIAL RECORD OF THIS SHEET IS THE ELECTRONIC FILE DIGITALLY SIGNED AND SEALED UNDER RULE 61G15-23.004, F.A.C.

NOTES:

1. LINE UP TAB AND SLOT. PUSH IN TO LOCK IN SUPERSPOT.

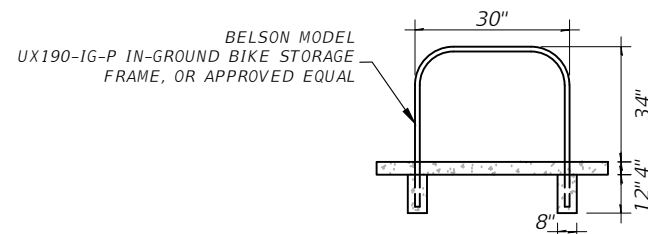
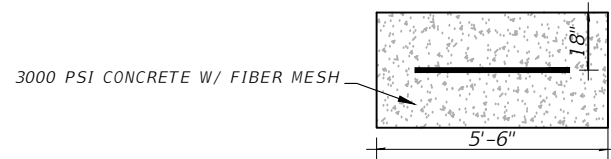


DRAFT

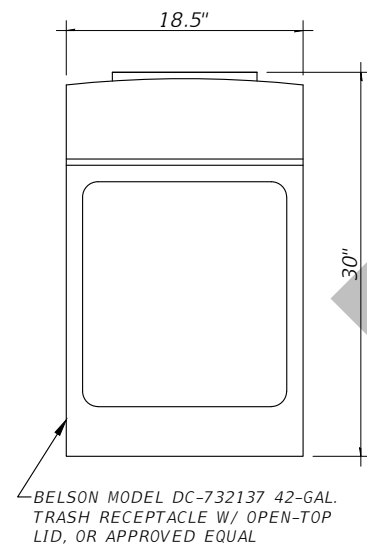
**TRUEGRID PRO-PLUS SUPERSPOT
45 DEG PARKING SPOT DETAIL**

| REVISIONS | | | | DUSTIN T. EVANS, P.E. P.E. LICENSE NUMBER 71488 GREENMAN-PEDERSEN, INC. 1590 VILLAGE SQUARE BOULEVARD TALLAHASSEE, FLORIDA 32309 | LEON COUNTY DEPARTMENT OF PUBLIC WORKS | | | SHEET NO. 29 |
|-----------|--------------------|------|----------|--|---|----------------------|--|------------------------|
| DATE | DESCRIPTION | DATE | ROAD NO. | | COUNTY | FINANCIAL PROJECT ID | | |
| 3/15/2021 | 1 DIMENSION EDITED | | N/A | | LEON | N/A | | |

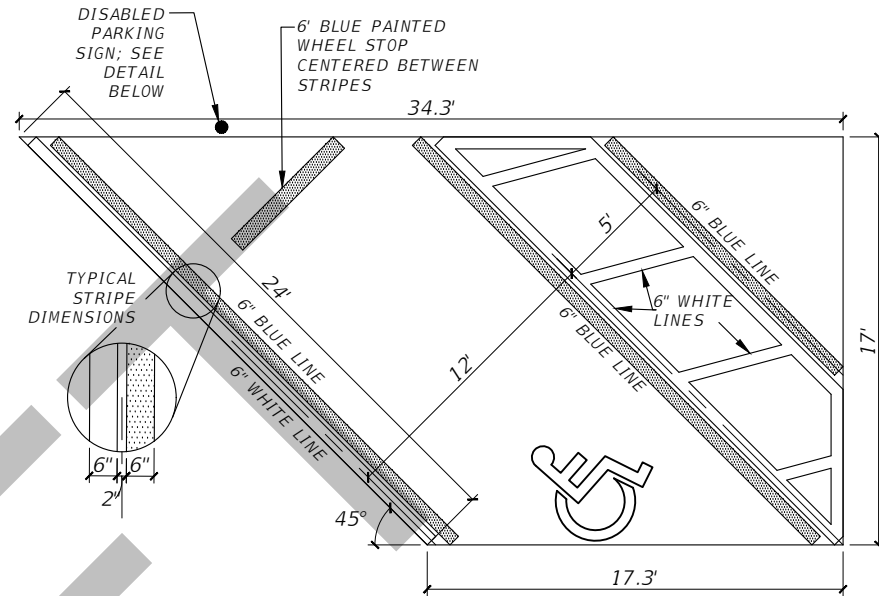
NOTICE: THE OFFICIAL RECORD OF THIS SHEET IS THE ELECTRONIC FILE DIGITALLY SIGNED AND SEALED UNDER RULE 61G15-23.004, F.A.C.



BIKE PARKING DETAIL
N.T.S.

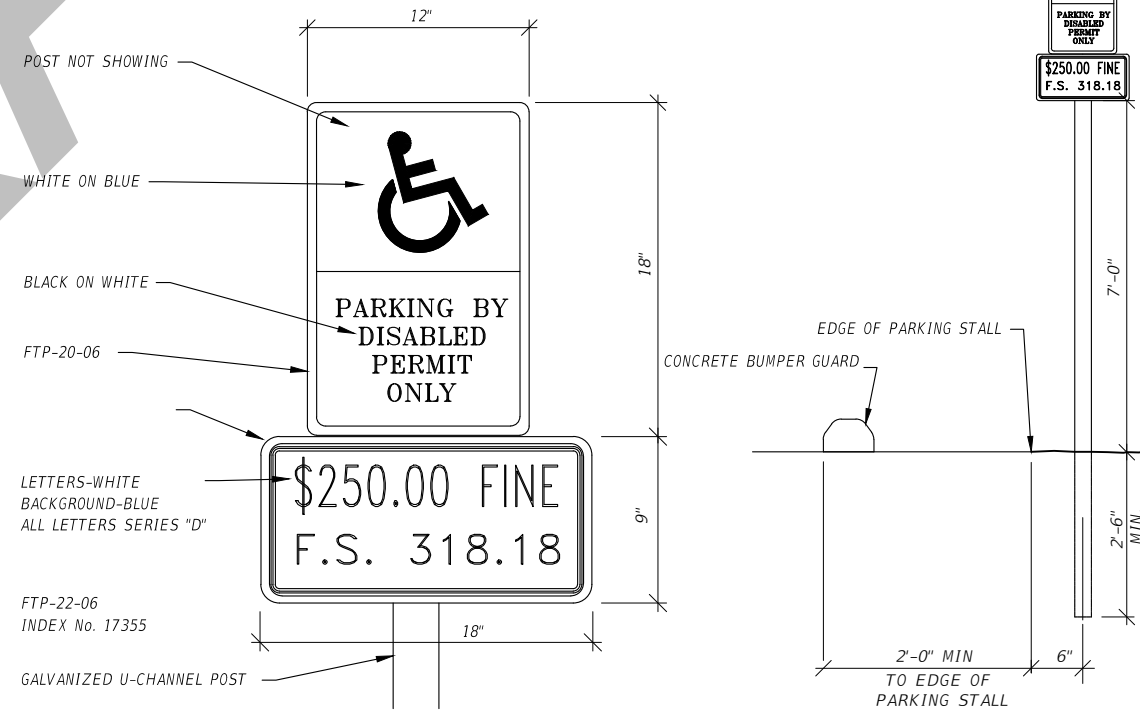


TRASH RECEPTACLE DETAIL
N.T.S.



THE INTERNATIONAL SYMBOL OF ACCESSIBILITY SHALL BE 52" WIDE X 60" TALL AND WHITE IN COLOR. THE SYMBOL SHALL BE CENTERED BETWEEN THE STRIPES WITH THE SYMBOL BOTTOM (WHEEL) POSITIONED NEAREST THE TRAVEL LINE.

ADA PARKING SPOT DETAIL



ADA PARKING SIGNAGE DETAIL

| REVISIONS | | | |
|-----------|-------------|------|-------------|
| DATE | DESCRIPTION | DATE | DESCRIPTION |
| | | | |

DUSTIN T. EVANS, P.E.
P.E. LICENSE NUMBER 71488
GREENMAN-PEDERSEN, INC.
1590 VILLAGE SQUARE BOULEVARD
TALLAHASSEE, FLORIDA 32309

| LEON COUNTY DEPARTMENT OF PUBLIC WORKS | | |
|---|--------|----------------------|
| ROAD NO. | COUNTY | FINANCIAL PROJECT ID |
| N/A | LEON | N/A |

SPECIAL DETAIL

SHEET NO.
30

NOTICE: THE OFFICIAL RECORD OF THIS SHEET IS THE ELECTRONIC FILE DIGITALLY SIGNED AND SEALED UNDER RULE 61G15-23.004, F.A.C.

TRAFFIC CONTROL NOTES
=====

EXHIBIT A - SOLICITATION DOCUMENT

PHASE NOTES
=====

TRAFFIC CONTROL NOTES

1. TRAFFIC SHALL BE MAINTAINED IN ACCORDANCE WITH THE CURRENT EDITION OF THE FDOT STANDARD PLANS FOR ROAD CONSTRUCTION (102-600 SERIES).
2. ALL LANES MUST BE REOPENED TO NORMAL TRAFFIC WITHIN 12 HOURS OF AN EVACUATION NOTICE FOR A HURRICANE OR OTHER EMERGENCY EVENT, AND SHALL REMAIN OPEN FOR THE DURATION OF THE EVENT AS DIRECTED BY THE ENGINEER.
3. ALL MILLING AND RESURFACING AND CROSS DRAIN REPLACEMENT AT STA. 21+80 IS RESTRICTED FROM 8 AM TO 5 PM. COORDINATE WITH SHAWN ABBOT (LEON COUNTY LANDFILL STAFF) FOR ACCESS. ENTRANCE SECURITY GATE IS REQUIRED TO BE LOCKED AT ALL TIMES AFTER NORMAL BUSINESS HOURS
4. VERIFY STAGING OF CONSTRUCTION EQUIPMENT WITH LEON COUNTY LANDFILL STAFF PRIOR TO CONSTRUCTION.
5. ENSURE NEW SECURITY GATE IS FULLY OPERATIONAL PRIOR TO REMOVING EXISTING GATE.
6. PORTABLE CHANGEABLE MESSAGE SIGNS (PCMS) NOTES:

MESSAGE SERVING AS PUBLIC NOTIFICATION (14 DAYS PRIOR TO CONSTRUCTION) SHALL READ:

| | |
|--------|--------------------|
| BEGINS | BEGINS MM-DD-YY |
|--------|--------------------|

MESSAGE DURING PHASE I:

| | |
|----------------------------|----------------|
| LANDFILL ENT. CONST. | USE CAUTION |
|----------------------------|----------------|

MESSAGE DURING PHASE II & III:

| | |
|---------------------------|----------------|
| NEW TRAFFIC PATTERN | USE CAUTION |
|---------------------------|----------------|

PADDLE LAUNCH PHASE NOTES

1. CONSTRUCT/PLACE EROSION AND SEDIMENT CONTROL MEASURES AS SHOWN ON THE DEMOLITION PLAN.
2. PLACE TREE PROTECTION BARRICADES.
3. CONSTRUCT PROPOSED BOARDWALK, PARKING AREA, AND FLOATING DOCK.
4. REMOVE TREE PROTECTION BARRICADES AND EROSION AND SEDIMENT CONTROL MEASURES.

GENERAL

1. INSTALL ADVANCED WARNING SIGNS, AND WORK ZONE TRAFFIC CONTROL SIGNS AND DEVICES AS DETAILED IN THE TEMPORARY TRAFFIC CONTROL PLANS (TTCP) AND STANDARD PLANS INDEXES 102-600, 102-601, 102-602 & 102-603 AS APPLICABLE.
2. CONSTRUCT/PLACE EROSION AND SEDIMENT CONTROL MEASURES PER THE DEMOLITION PLAN AND IN ACCORDANCE WITH STANDARD SPECIFICATIONS 104 TO CONSTRUCT PHASE I IMPROVEMENTS.
3. CONSTRUCT PROPOSED SECURITY GATE PER ROADWAY PLANS AND IN ACCORDANCE WITH MANUFACTURER. ONCE GATE IS FULLY OPERATIONAL, REMOVE EXISTING GATE AND ALL COMPONENTS.
4. INSTALL PROPOSED SECURITY LIGHTS. ONCE LIGHTS ARE OPERATIONAL, COORDINATE WITH TALQUIN ELECTRIC FOR THE REMOVAL OF THE EXISTING OVERHEAD POWER SERVICE LINE, POLES, AND LIGHTS.
5. CONSTRUCT PROPOSED ENTRANCE SIGN, LANDSCAPING NEAR ENTRANCE, AND IRRIGATION.

PHASE I (MILLING & RESURFACING & CONSTRUCTION OF SPECIAL DETOUR, PADDLE LAUNCH)

1. MAINTAIN EXISTING TRAFFIC PATTERN.
2. CONSTRUCT SPECIAL DETOUR AS DETAILED IN THE PHASE I TTCP & IN ACCORDANCE WITH STANDARD PLANS 102-600, 102-601, 102-602 & 102-603.
3. REPLACE CROSS DRAIN AT STA 21+80 AND CONSTRUCT PROPOSED DRAINAGE STRUCTURES AND PIPES FROM STA 21+80 TO STA 23+80 PER ROADWAY PLANS.
4. REGRADE EXISTING DITCH FROM STA 18+90 TO STA 20+20.
5. MILL AND RESURFACE EXISTING ROADWAY PER ROADWAY PLANS.
6. INSTALL LANDSCAPING AND IRRIGATION WHERE APPLICABLE.

PHASE II (CONSTRUCTION OF ROUNDABOUT)

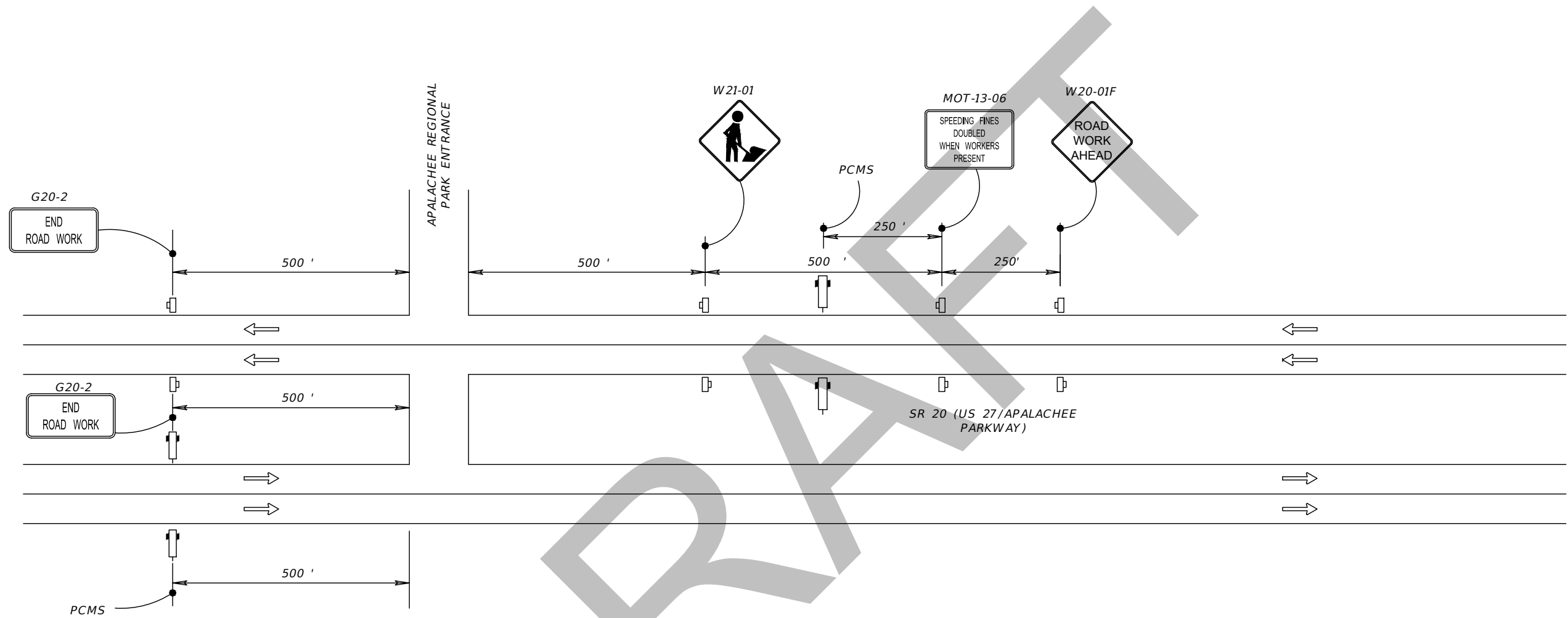
1. RELOCATE/PLACE WORK ZONE TRAFFIC CONTROL SIGNS AND DEVICES AS SHOWN IN THE PHASE II TTCP.
2. CONSTRUCT/PLACE EROSION AND SEDIMENT CONTROL MEASURES IN ACCORDANCE WITH THE DEMOLITION PLAN STANDARD SPECIFICATIONS 104 TO CONSTRUCT PHASE II IMPROVEMENTS.
3. SHIFT TRAFFIC TO SPECIAL DETOUR IN ACCORDANCE WITH PHASE II TTCP.
4. PERFORM CLEARING AND GRUBBING PER THE ROADWAY PLANS.
5. CONSTRUCT ROUNDABOUT PER THE ROADWAY PLANS. CONSTRUCT TEMPORARY PAVEMENT WITHIN INNER CIRCLE TO ALLOW FOR ADEQUATE LANE WIDTH THROUGH ROUNDABOUT.
6. INSTALL PAVEMENT MARKINGS.

PHASE III (REMOVAL OF SPECIAL DETOUR)

1. RELOCATE WORK ZONE TRAFFIC CONTROL SIGNS AND DEVICES AS SHOWN IN PHASE III TTCP.
2. SHIFT TRAFFIC TO NEWLY CONSTRUCTED ROUNDABOUT IN ACCORDANCE WITH PHASE III TTCP.
3. REMOVE SPECIAL DETOUR.
4. CONSTRUCT REMAINING ROUNDABOUT IMPROVEMENTS IN ACCORDANCE WITH THE STANDARD PLANS INDEXES 102-600, 102-601, 102-602 & 102-603 AS APPLICABLE.
4. REMOVE TEMPORARY PAVEMENT FROM INNER CIRCLE AND PLACE CURB AND GUTTER AND TRUCK APRON PER ROADWAY PLANS.
5. INSTALL FINAL SIGNAGE AND PAVEMENT MARKINGS.
6. INSTALL REMAINING LANDSCAPING AND IRRIGATION.

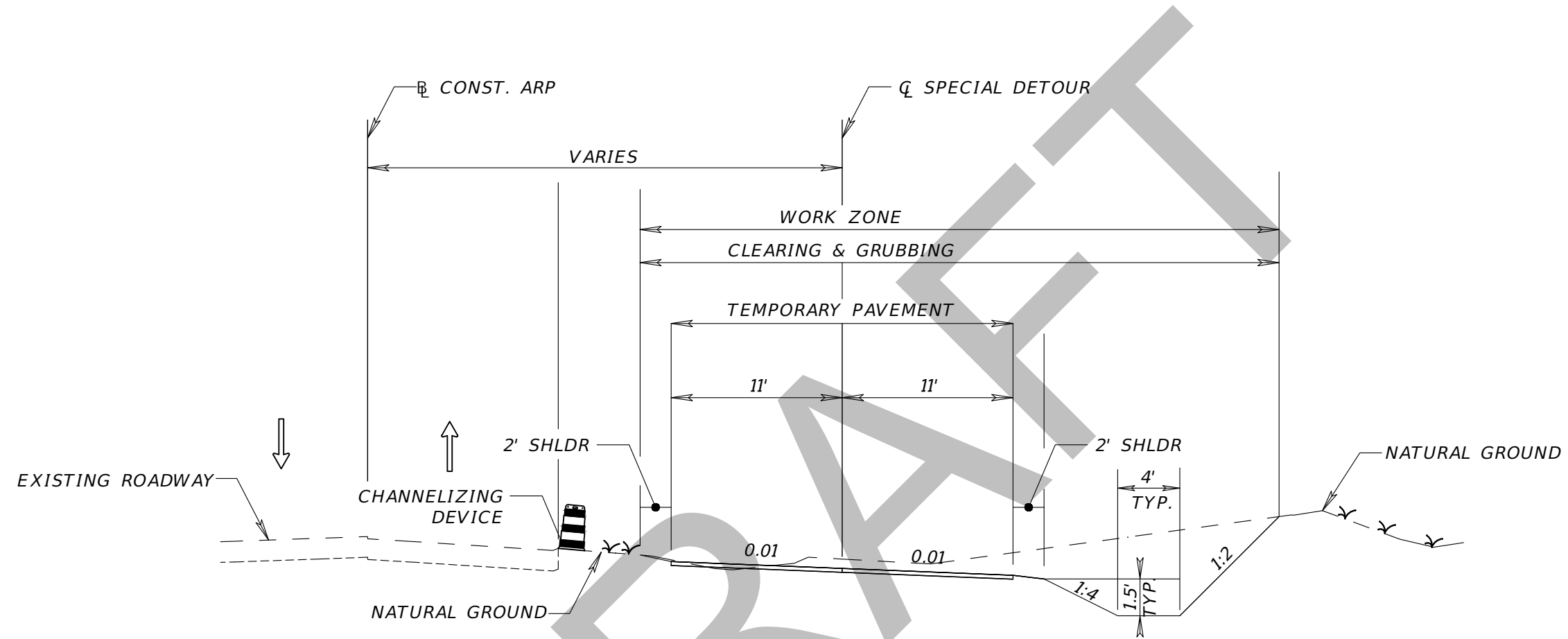
GENERAL NOTES

| REVISIONS | | | | DUSTIN T. EVANS, P.E. P.E. LICENSE NUMBER 71488 GREENMAN-PEDERSEN, INC. 1590 VILLAGE SQUARE BOULEVARD TALLAHASSEE, FLORIDA 32309 | LEON COUNTY DEPARTMENT OF PUBLIC WORKS | | | SHEET NO. 31 |
|-----------|-------------|------|-------------|--|---|--------|----------------------|------------------------|
| DATE | DESCRIPTION | DATE | DESCRIPTION | | ROAD NO. | COUNTY | FINANCIAL PROJECT ID | |
| --- | --- | | | | N/A | LEON | N/A | |



ADVANCE WARNING
SIGNS

| REVISIONS | | | | DUSTIN T. EVANS, P.E. P.E. LICENSE NUMBER 71488 GREENMAN-PEDERSEN, INC. 1590 VILLAGE SQUARE BOULEVARD TALLAHASSEE, FLORIDA 32309 | LEON COUNTY DEPARTMENT OF PUBLIC WORKS | | | TEMPORARY TRAFFIC CONTROL PLAN | SHEET NO. 32 |
|-----------|-------------|------|-------------|--|---|--------|----------------------|-----------------------------------|------------------------|
| DATE | DESCRIPTION | DATE | DESCRIPTION | | ROAD NO. | COUNTY | FINANCIAL PROJECT ID | | |
| --- | --- | --- | --- | | N/A | LEON | N/A | | |

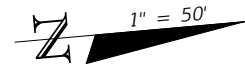


PHASE I - SPECIAL DETOUR
APALACHEE REGIONAL PARK
STA. 101+50.00 TO STA. 106+00.00

TYPICAL SECTION

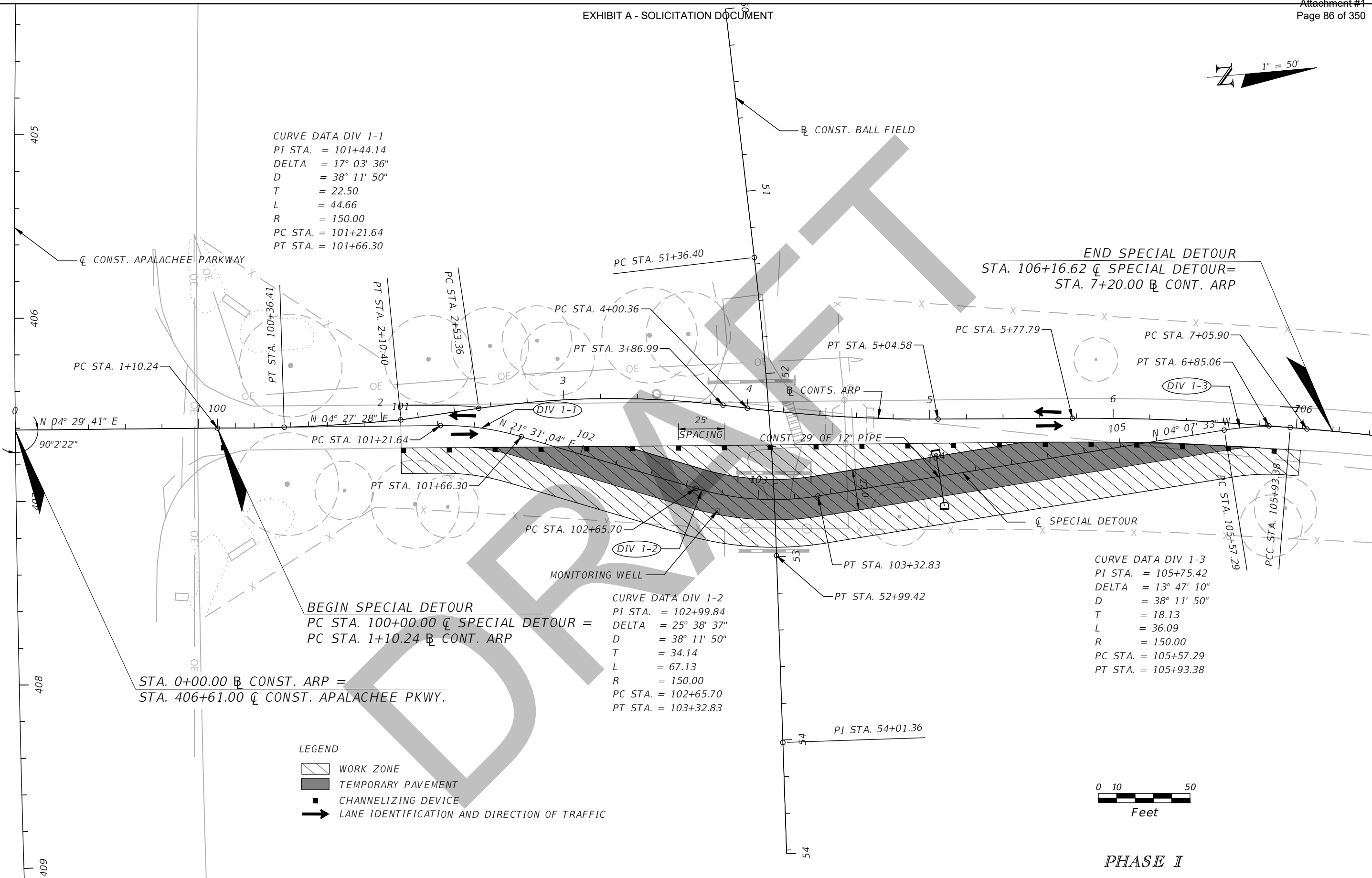
| REVISIONS | | | | DUSTIN T. EVANS, P.E. P.E. LICENSE NUMBER 71488 GREENMAN-PEDERSEN, INC. 1590 VILLAGE SQUARE BOULEVARD TALLAHASSEE, FLORIDA 32309 | LEON COUNTY DEPARTMENT OF PUBLIC WORKS | | | SHEET NO. 33 |
|-----------|-------------|------|-------------|--|---|--------|----------------------|------------------------|
| DATE | DESCRIPTION | DATE | DESCRIPTION | | ROAD NO. | COUNTY | FINANCIAL PROJECT ID | |
| --- | --- | --- | --- | | N/A | LEON | N/A | |

EXHIBIT A - SOLICITATION DOCUMENT



CURVE DATA DIV 1-1
 PI STA. = 101+44.14
 DELTA = 17° 03' 36"
 D = 38° 11' 50"
 T = 22.50
 L = 44.66
 R = 150.00
 PC STA. = 101+21.64
 PT STA. = 101+66.30

END SPECIAL DETOUR
 STA. 106+16.62 \bar{C} SPECIAL DETOUR =
 STA. 7+20.00 \bar{C} CONT. ARP



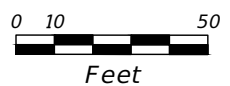
BEGIN SPECIAL DETOUR
 PC STA. 100+00.00 \bar{C} SPECIAL DETOUR =
 PC STA. 1+10.24 \bar{C} CONT. ARP

STA. 0+00.00 \bar{C} CONST. ARP =
 STA. 406+61.00 \bar{C} CONST. APALACHEE PKWY.

CURVE DATA DIV 1-2
 PI STA. = 102+99.84
 DELTA = 25° 38' 37"
 D = 38° 11' 50"
 T = 34.14
 L = 67.13
 R = 150.00
 PC STA. = 102+65.70
 PT STA. = 103+32.83

CURVE DATA DIV 1-3
 PI STA. = 105+75.42
 DELTA = 13° 47' 10"
 D = 38° 11' 50"
 T = 18.13
 L = 36.09
 R = 150.00
 PC STA. = 105+57.29
 PT STA. = 105+93.38

- LEGEND
- WORK ZONE
 - TEMPORARY PAVEMENT
 - CHANNELIZING DEVICE
 - LANE IDENTIFICATION AND DIRECTION OF TRAFFIC



PHASE I

| REVISIONS | | | |
|-----------|-------------|------|-------------|
| DATE | DESCRIPTION | DATE | DESCRIPTION |
| | | | |

DUSTIN T. EVANS, P.E.
 P.E. LICENSE NUMBER 71488
 GREENMAN-PEDERSEN, INC.
 1590 VILLAGE SQUARE BOULEVARD
 TALLAHASSEE, FLORIDA 32309

| | | |
|---|--------|----------------------|
| LEON COUNTY DEPARTMENT OF PUBLIC WORKS | | |
| ROAD NO. | COUNTY | FINANCIAL PROJECT ID |
| N/A | LEON | N/A |

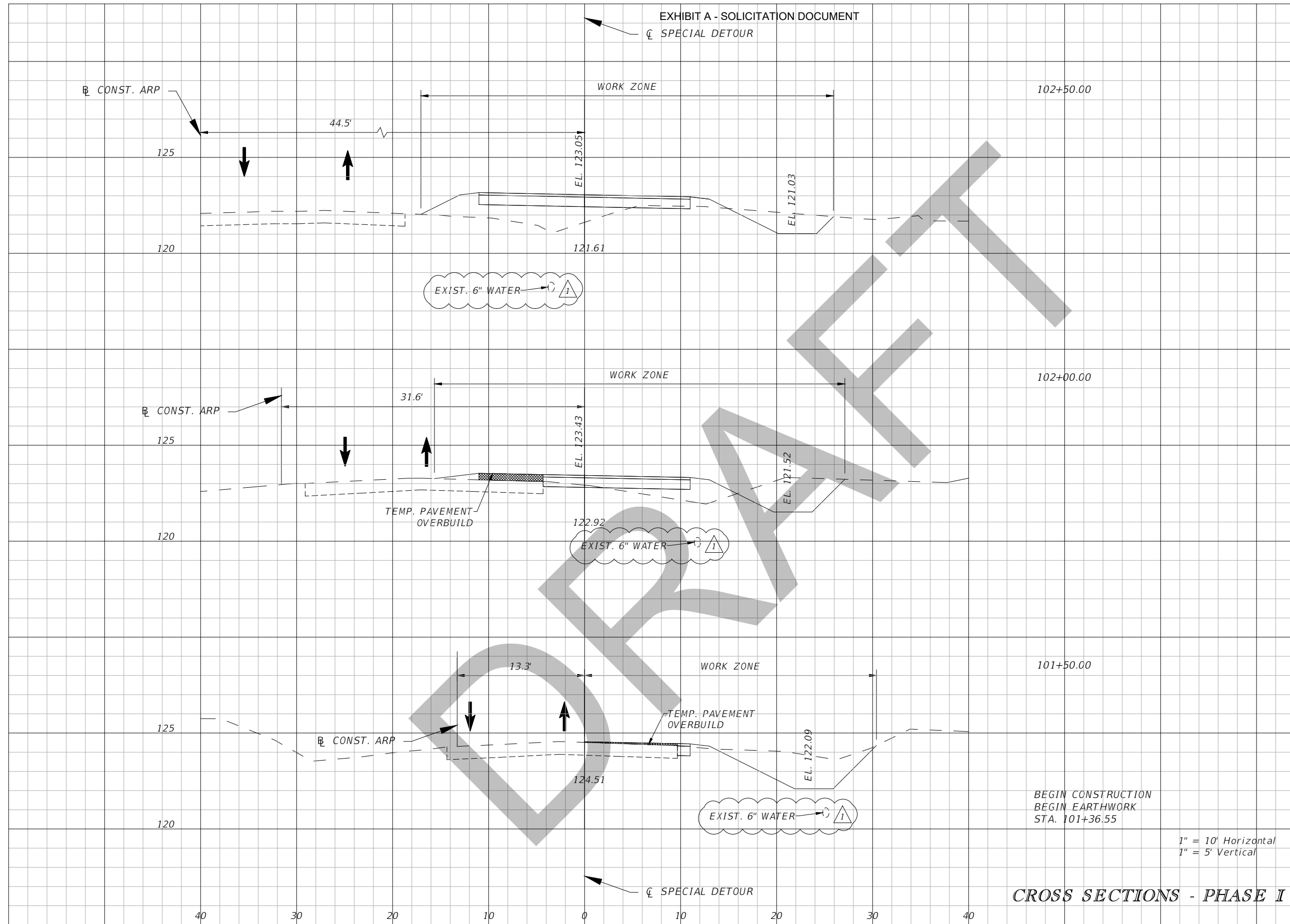
TEMPORARY TRAFFIC
CONTROL PLAN

| |
|-----------|
| SHEET NO. |
| 34 |

NOTICE: THE OFFICIAL RECORD OF THIS SHEET IS THE ELECTRONIC FILE DIGITALLY SIGNED AND SEALED UNDER RULE 61G15-23.004, F.A.C.

EXHIBIT A - SOLICITATION DOCUMENT

| Regular | Exc. | A(sf) | V(cy) |
|---------|------|-------|-------|
| 32 | 43 | 1 | 3 |
| 14 | 22 | 2 | 2 |
| 10 | 4 | 0 | 0 |
| 0 | 0 | 0 | 0 |



CROSS SECTIONS - PHASE I

1" = 10' Horizontal
1" = 5' Vertical

| REVISIONS | |
|-----------|----------------------------------|
| DATE | DESCRIPTION |
| 3/15/2021 | 1 REVISED EXIST. WATER LINE SIZE |

DUSTIN T. EVANS, P.E.
P.E. LICENSE NUMBER 71488
GREENMAN-PEDERSEN, INC.
1590 VILLAGE SQUARE BOULEVARD
TALLAHASSEE, FLORIDA 32309

| LEON COUNTY DEPARTMENT OF PUBLIC WORKS | | |
|---|--------|----------------------|
| ROAD NO. | COUNTY | FINANCIAL PROJECT ID |
| N/A | LEON | N/A |

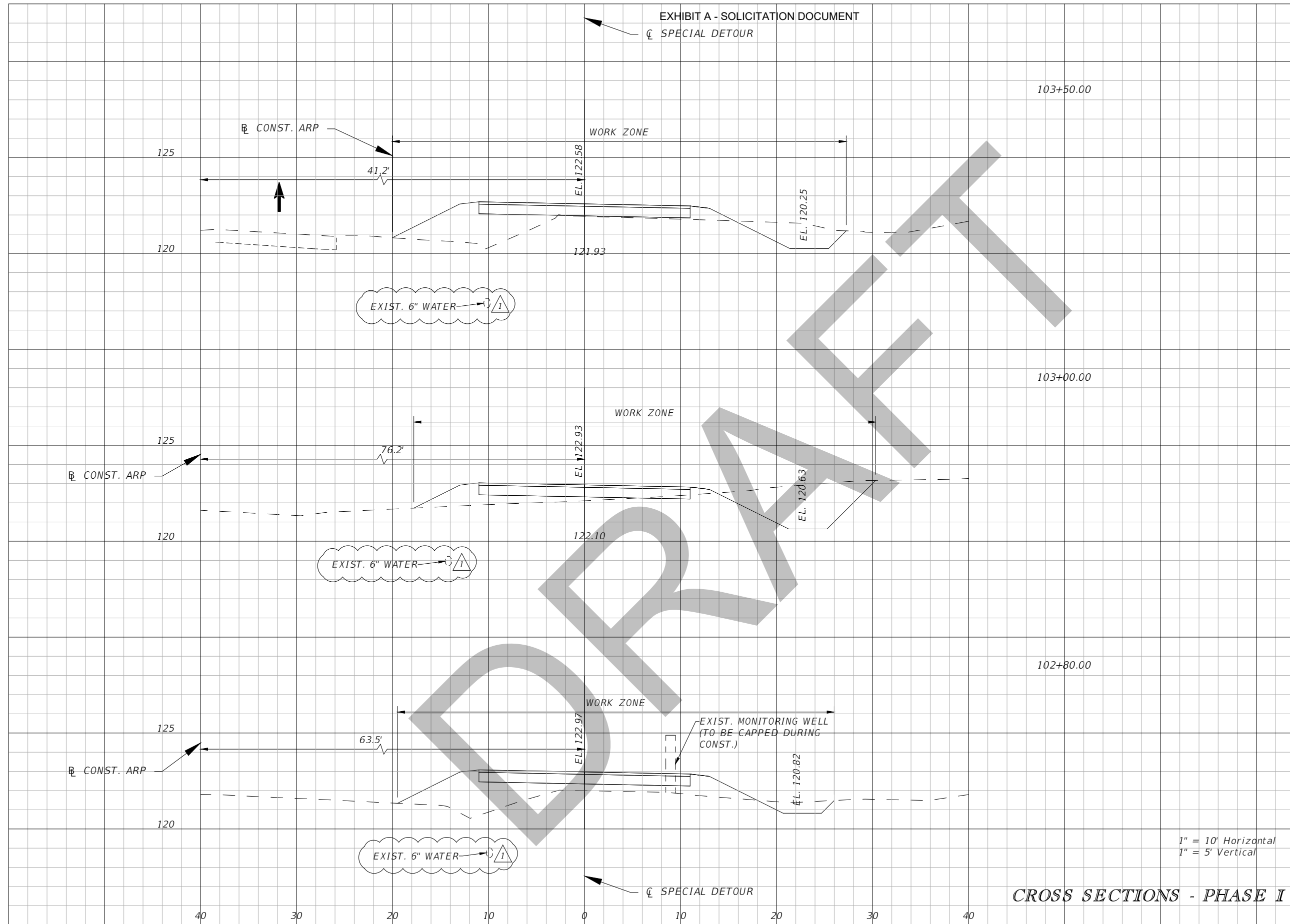
TEMPORARY TRAFFIC CONTROL PLAN

| |
|-----------|
| SHEET NO. |
| 35 |

NOTICE: THE OFFICIAL RECORD OF THIS SHEET IS THE ELECTRONIC FILE DIGITALLY SIGNED AND SEALED UNDER RULE 61G15-23.004, F.A.C.

EXHIBIT A - SOLICITATION DOCUMENT
 CL SPECIAL DETOUR

| Regular A(sf) | Exc. V(cy) | Regular A(sf) | Exc. V(cy) |
|------------------|---------------|------------------|---------------|
|------------------|---------------|------------------|---------------|



| | | | |
|----|-----|---|---|
| 39 | 106 | 0 | 0 |
| 75 | 149 | 0 | 0 |
| 86 | 109 | 0 | 1 |

1" = 10' Horizontal
 1" = 5' Vertical

CROSS SECTIONS - PHASE I

| REVISIONS | |
|-----------|----------------------------------|
| DATE | DESCRIPTION |
| 3/15/2021 | 1 REVISED EXIST. WATER LINE SIZE |

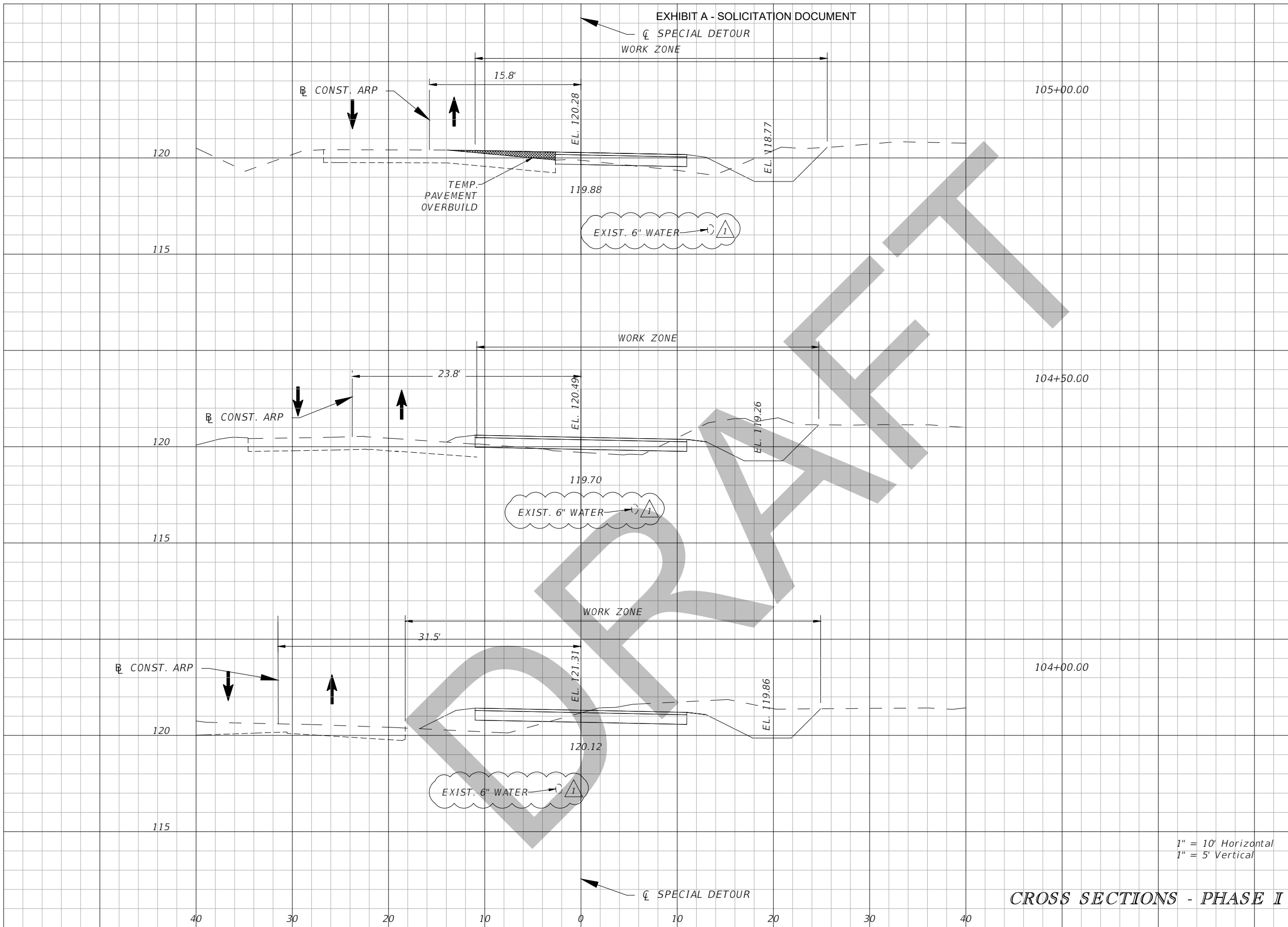
DUSTIN T. EVANS, P.E.
 P.E. LICENSE NUMBER 71488
 GREENMAN-PEDERSEN, INC.
 1590 VILLAGE SQUARE BOULEVARD
 TALLAHASSEE, FLORIDA 32309

| LEON COUNTY DEPARTMENT OF PUBLIC WORKS | | |
|---|--------|----------------------|
| ROAD NO. | COUNTY | FINANCIAL PROJECT ID |
| N/A | LEON | N/A |

**TEMPORARY TRAFFIC
CONTROL PLAN**

| SHEET NO. |
|-----------|
| 36 |

NOTICE: THE OFFICIAL RECORD OF THIS SHEET IS THE ELECTRONIC FILE DIGITALLY SIGNED AND SEALED UNDER RULE 61G15-23.004, F.A.C.



| Regular | Exc. | Regular | Exc. |
|---------|-------|---------|-------|
| A(sf) | V(cy) | A(sf) | V(cy) |
| 7 | 26 | 0 | 0 |
| 21 | 58 | 1 | 1 |
| 42 | 75 | 0 | 0 |

CROSS SECTIONS - PHASE I

| REVISIONS | |
|-----------|----------------------------------|
| DATE | DESCRIPTION |
| 3/15/2021 | 1 REVISED EXIST. WATER LINE SIZE |

DUSTIN T. EVANS, P.E.
P.E. LICENSE NUMBER 71488
GREENMAN-PEDERSEN, INC.
1590 VILLAGE SQUARE BOULEVARD
TALLAHASSEE, FLORIDA 32309

| LEON COUNTY DEPARTMENT OF PUBLIC WORKS | | |
|---|--------|----------------------|
| ROAD NO. | COUNTY | FINANCIAL PROJECT ID |
| N/A | LEON | N/A |

TEMPORARY TRAFFIC CONTROL PLAN

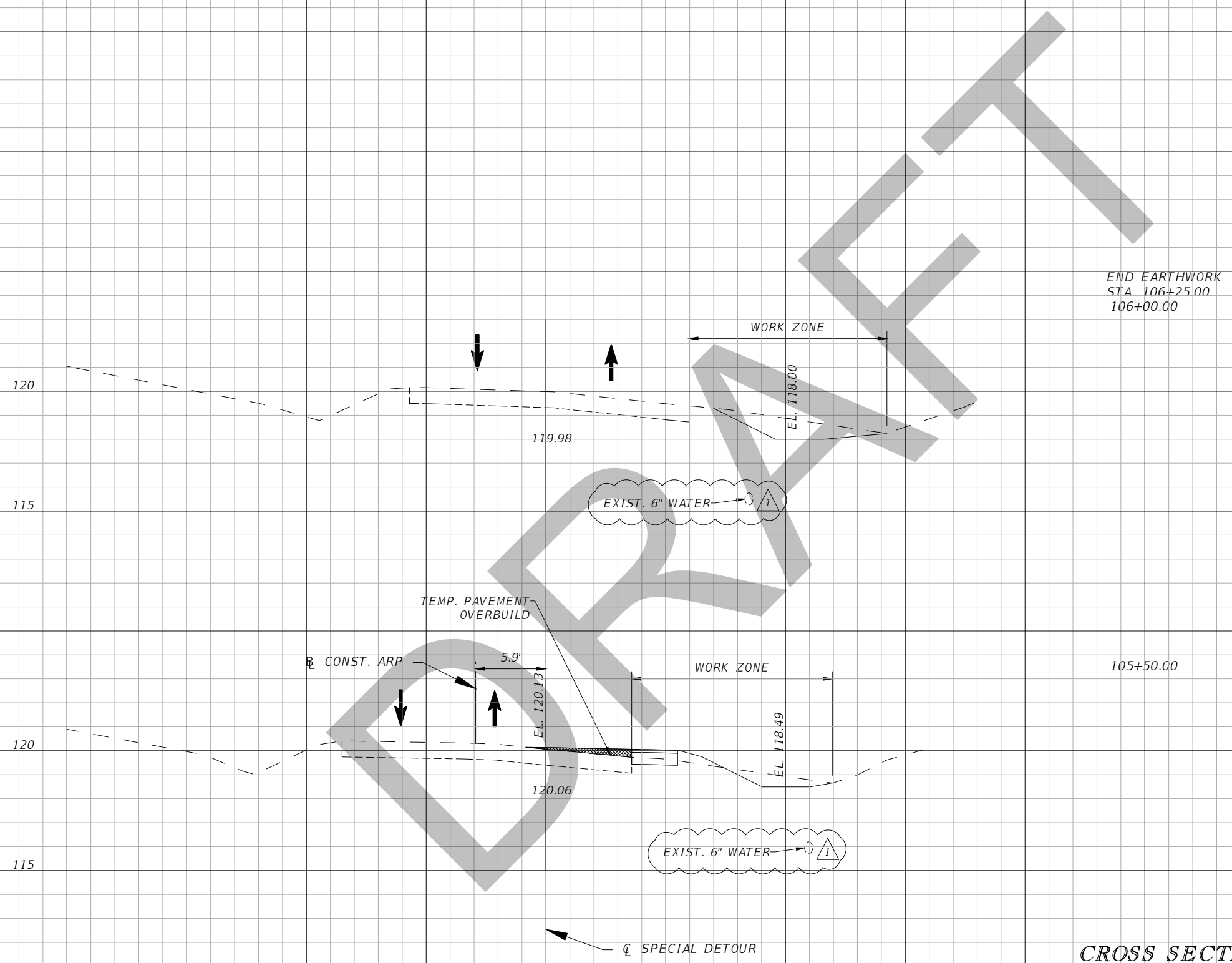
| |
|-----------|
| SHEET NO. |
| 37 |

NOTICE: THE OFFICIAL RECORD OF THIS SHEET IS THE ELECTRONIC FILE DIGITALLY SIGNED AND SEALED UNDER RULE 61G15-23.004, F.A.C.

EXHIBIT A - SOLICITATION DOCUMENT

☒ SPECIAL DETOUR

| Regular A(sf) | Exc. V(cy) | Regular A(sf) | Exc. V(cy) |
|------------------|---------------|------------------|---------------|
| 21 | 58 | 1 | 1 |
| 0 | 4 | 0 | 0 |
| 8 | 14 | 0 | 0 |



END EARTHWORK
STA. 106+25.00
106+00.00

105+50.00

1" = 10' Horizontal
1" = 5' Vertical

CROSS SECTIONS - PHASE I

| REVISIONS | |
|-----------|----------------------------------|
| DATE | DESCRIPTION |
| 3/15/2021 | 1 REVISED EXIST. WATER LINE SIZE |

DUSTIN T. EVANS, P.E.
P.E. LICENSE NUMBER 71488
GREENMAN-PEDERSEN, INC.
1590 VILLAGE SQUARE BOULEVARD
TALLAHASSEE, FLORIDA 32309

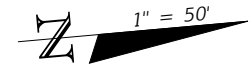
| LEON COUNTY DEPARTMENT OF PUBLIC WORKS | | |
|---|--------|----------------------|
| ROAD NO. | COUNTY | FINANCIAL PROJECT ID |
| N/A | LEON | N/A |

TEMPORARY TRAFFIC
CONTROL PLAN

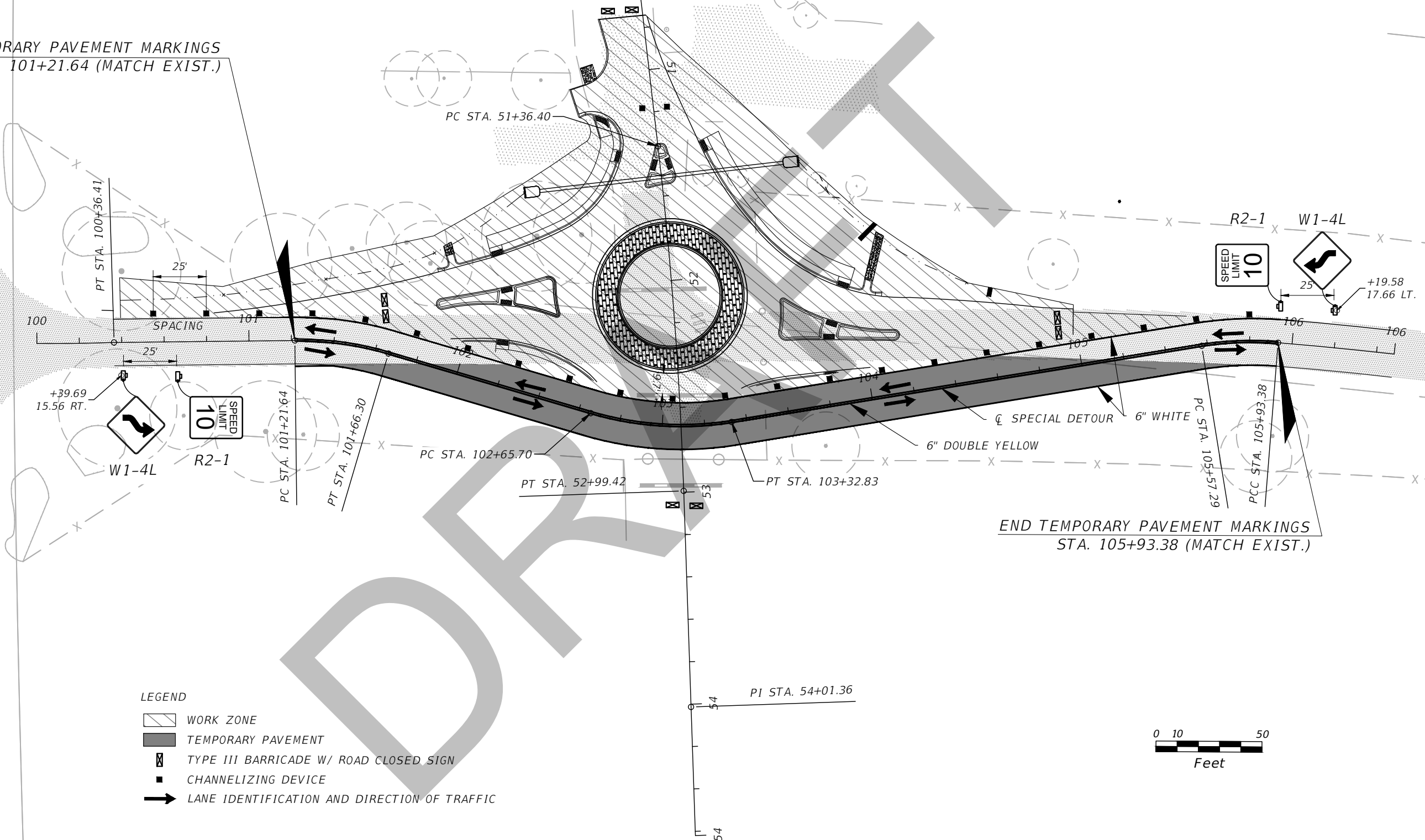
SHEET NO.
38

NOTICE: THE OFFICIAL RECORD OF THIS SHEET IS THE ELECTRONIC FILE DIGITALLY SIGNED AND SEALED UNDER RULE 61G15-23.004, F.A.C.

EXHIBIT A - SOLICITATION DOCUMENT



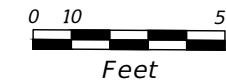
BEGIN TEMPORARY PAVEMENT MARKINGS
STA. 101+21.64 (MATCH EXIST.)



END TEMPORARY PAVEMENT MARKINGS
STA. 105+93.38 (MATCH EXIST.)

LEGEND

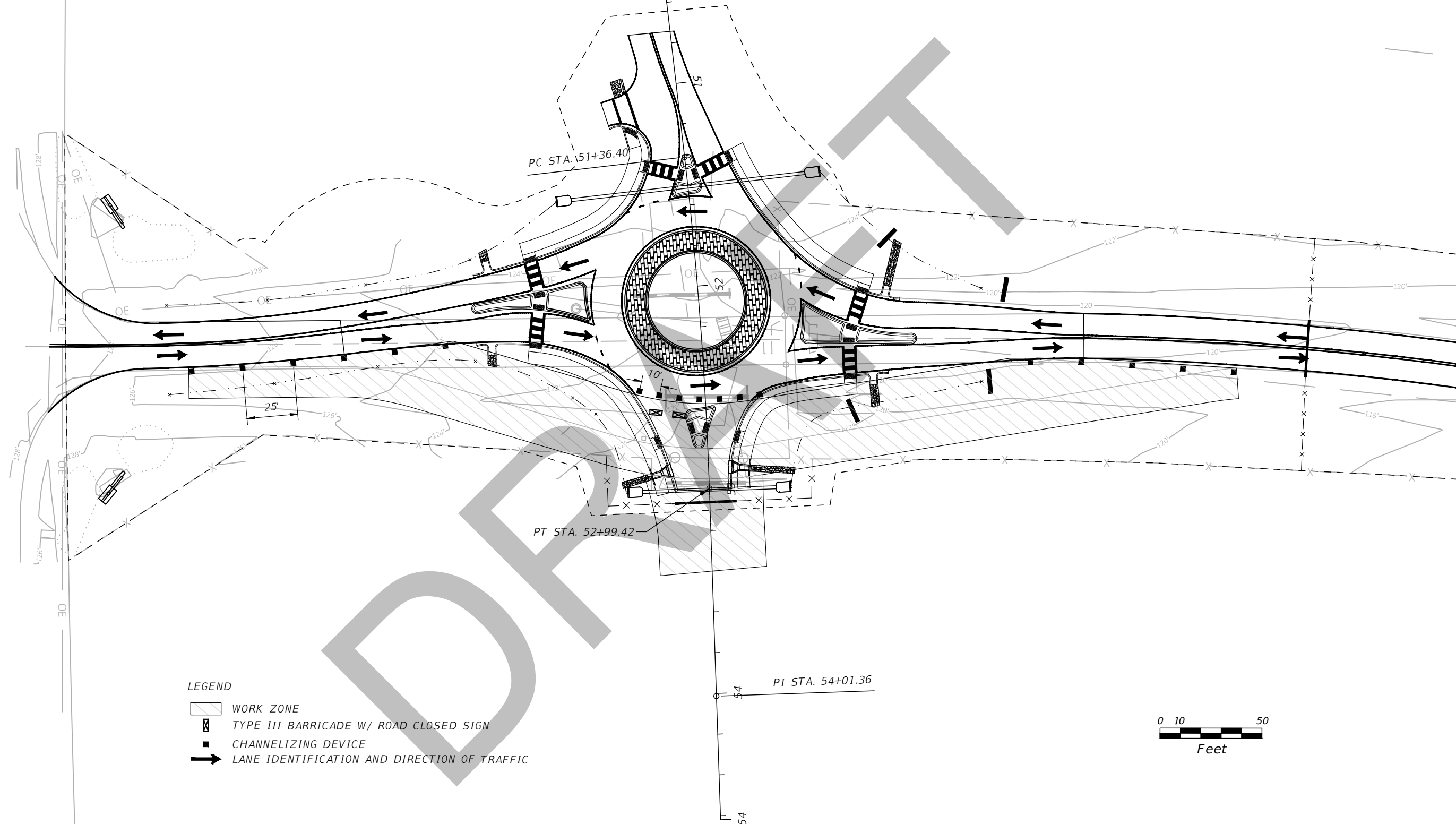
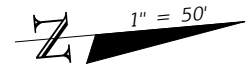
- WORK ZONE
- TEMPORARY PAVEMENT
- TYPE III BARRICADE W/ ROAD CLOSED SIGN
- CHANNELIZING DEVICE
- LANE IDENTIFICATION AND DIRECTION OF TRAFFIC



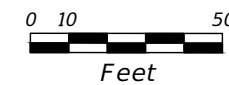
PHASE II

| REVISIONS | | | | DUSTIN T. EVANS, P.E. P.E. LICENSE NUMBER 71488 GREENMAN-PEDERSEN, INC. 1590 VILLAGE SQUARE BOULEVARD TALLAHASSEE, FLORIDA 32309 | LEON COUNTY DEPARTMENT OF PUBLIC WORKS | | | SHEET NO. 39 |
|-----------|-------------|------|-------------|--|---|--------|----------------------|------------------------|
| DATE | DESCRIPTION | DATE | DESCRIPTION | | ROAD NO. | COUNTY | FINANCIAL PROJECT ID | |
| --- | --- | --- | --- | | N/A | LEON | N/A | |

NOTICE: THE OFFICIAL RECORD OF THIS SHEET IS THE ELECTRONIC FILE DIGITALLY SIGNED AND SEALED UNDER RULE 61G15-23.004, F.A.C.



- LEGEND**
- WORK ZONE
 - TYPE III BARRICADE W/ ROAD CLOSED SIGN
 - CHANNELIZING DEVICE
 - LANE IDENTIFICATION AND DIRECTION OF TRAFFIC



PHASE III

| REVISIONS | | | |
|-----------|-------------|------|-------------|
| DATE | DESCRIPTION | DATE | DESCRIPTION |
| | | | |

DUSTIN T. EVANS, P.E.
P.E. LICENSE NUMBER 71488
GREENMAN-PEDERSEN, INC.
1590 VILLAGE SQUARE BOULEVARD
TALLAHASSEE, FLORIDA 32309

| LEON COUNTY DEPARTMENT OF PUBLIC WORKS | | |
|---|--------|----------------------|
| ROAD NO. | COUNTY | FINANCIAL PROJECT ID |
| N/A | LEON | N/A |

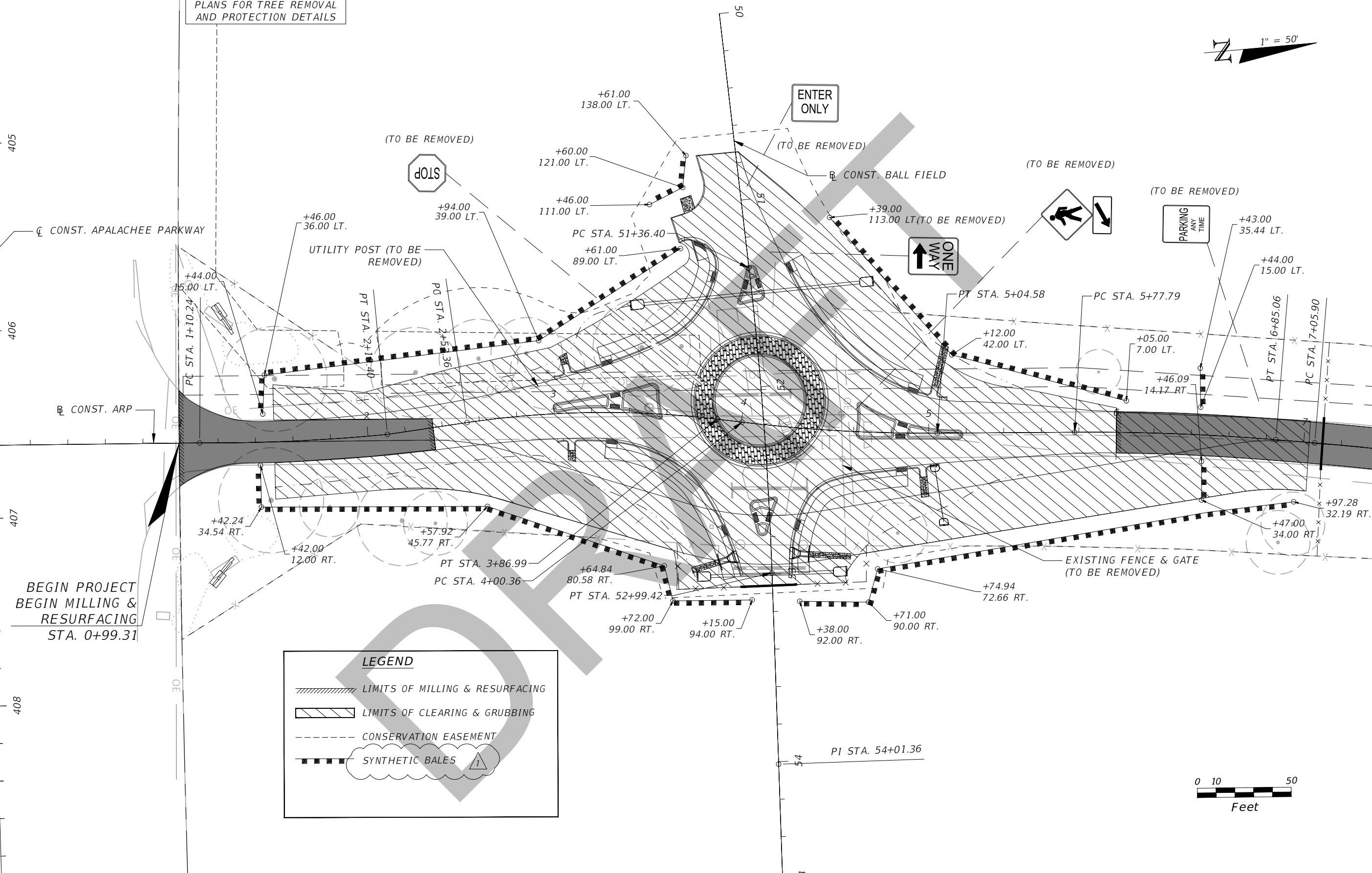
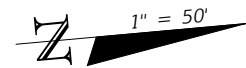
**TEMPORARY TRAFFIC
CONTROL PLAN**

| |
|-----------|
| SHEET NO. |
| 40 |

NOTICE: THE OFFICIAL RECORD OF THIS SHEET IS THE ELECTRONIC FILE DIGITALLY SIGNED AND SEALED UNDER RULE 61G15-23.004, F.A.C.

EXHIBIT A - SOLICITATION DOCUMENT

NOTE: SEE LANDSCAPE PLANS FOR TREE REMOVAL AND PROTECTION DETAILS



BEGIN PROJECT
BEGIN MILLING &
RESURFACING
STA. 0+99.31

LEGEND

- LIMITS OF MILLING & RESURFACING
- LIMITS OF CLEARING & GRUBBING
- CONSERVATION EASEMENT
- SYNTHETIC BALES

| REVISIONS | |
|-----------|---|
| DATE | DESCRIPTION |
| 3/15/2021 | 1 REVISED SEDIMENT BARRIER TO SYNTHETIC BALES |

DUSTIN T. EVANS, P.E.
P.E. LICENSE NUMBER 71488
GREENMAN-PEDERSEN, INC.
1590 VILLAGE SQUARE BOULEVARD
TALLAHASSEE, FLORIDA 32309

| | | |
|-----------------------------------|--------|----------------------|
| LEON COUNTY | | |
| DEPARTMENT OF PUBLIC WORKS | | |
| ROAD NO. | COUNTY | FINANCIAL PROJECT ID |
| N/A | LEON | N/A |

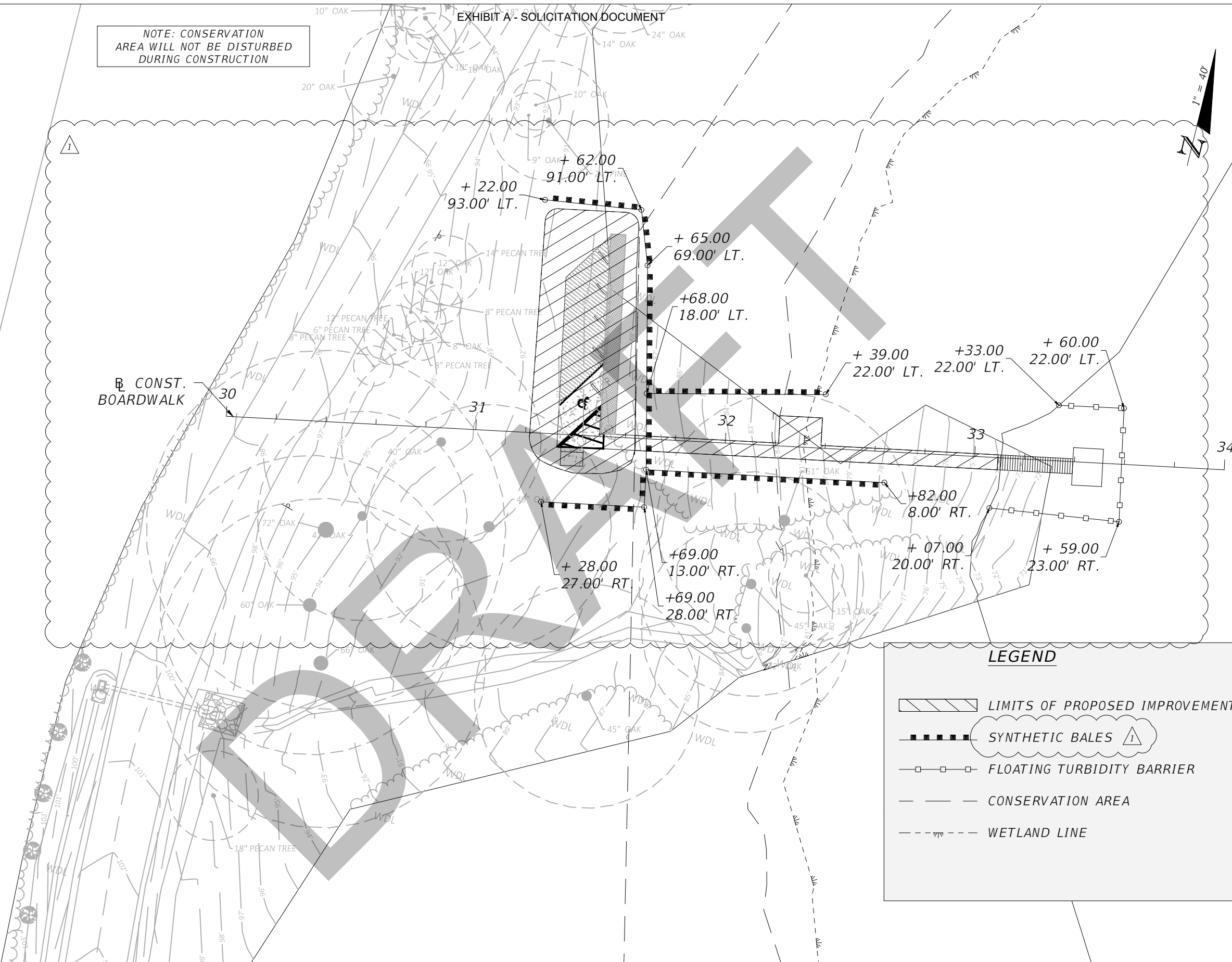
DEMOLITION PLAN

| |
|-----------|
| SHEET NO. |
| 41 |






NOTICE: THE OFFICIAL RECORD OF THIS SHEET IS THE ELECTRONIC FILE DIGITALLY SIGNED AND SEALED UNDER RULE 61G15-23.004, F.A.C.

EXHIBIT A - SOLICITATION DOCUMENT

NOTE: CONSERVATION
AREA WILL NOT BE DISTURBED
DURING CONSTRUCTION



LEGEND

-  LIMITS OF PROPOSED IMPROVEMENTS
-  SYNTHETIC BALES 1
-  FLOATING TURBIDITY BARRIER
-  CONSERVATION AREA
-  WETLAND LINE

| REVISIONS | |
|-----------|--|
| DATE | DESCRIPTION |
| 3/15/2021 | 1 REMOVED REDUNDANT TREE PROTECTION, REVISED SEDIMENT BARRIER TO SYNTHETIC BALES |

DUSTIN T. EVANS, P.E.
P.E. LICENSE NUMBER 71488
GREENMAN-PEDERSEN, INC.
1590 VILLAGE SQUARE BOULEVARD
TALLAHASSEE, FLORIDA 32309

| LEON COUNTY DEPARTMENT OF PUBLIC WORKS | | |
|---|--------|----------------------|
| ROAD NO. | COUNTY | FINANCIAL PROJECT ID |
| N/A | LEON | N/A |





DEMOLITION PLAN

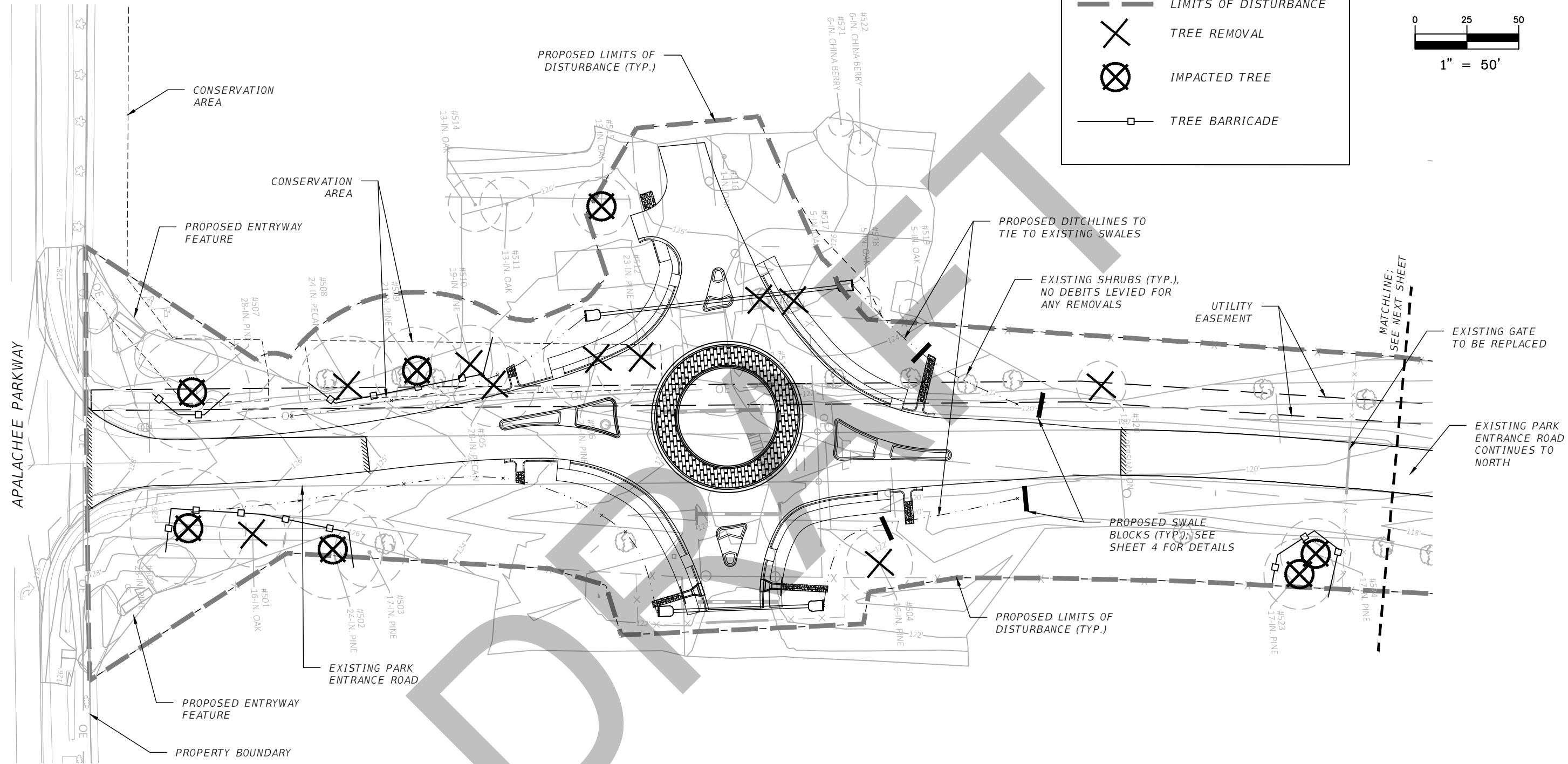
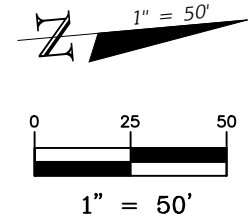
SHEET NO.
42

NOTICE: THE OFFICIAL RECORD OF THIS SHEET IS THE ELECTRONIC FILE DIGITALLY SIGNED AND SEALED UNDER RULE 61G15-23.004, F.A.C.

EXHIBIT A - SOLICITATION DOCUMENT

LEGEND

-  LIMITS OF DISTURBANCE
-  TREE REMOVAL
-  IMPACTED TREE
-  TREE BARRICADE



NOTICE: THE OFFICIAL RECORD OF THIS SHEET IS THE ELECTRONIC FILE DIGITALLY SIGNED AND SEALED UNDER RULE 61G15-23.004, F.A.C.

| REVISIONS | | | |
|-----------|-------------|------|-------------|
| DATE | DESCRIPTION | DATE | DESCRIPTION |
| | | | |

DUSTIN T. EVANS, P.E.
P.E. LICENSE NUMBER 71488
GREENMAN-PEDERSEN, INC.
1590 VILLAGE SQUARE BOULEVARD
TALLAHASSEE, FLORIDA 32309





| | | |
|---|--------|----------------------|
| LEON COUNTY DEPARTMENT OF PUBLIC WORKS | | |
| ROAD NO. | COUNTY | FINANCIAL PROJECT ID |
| | LEON | N/A |

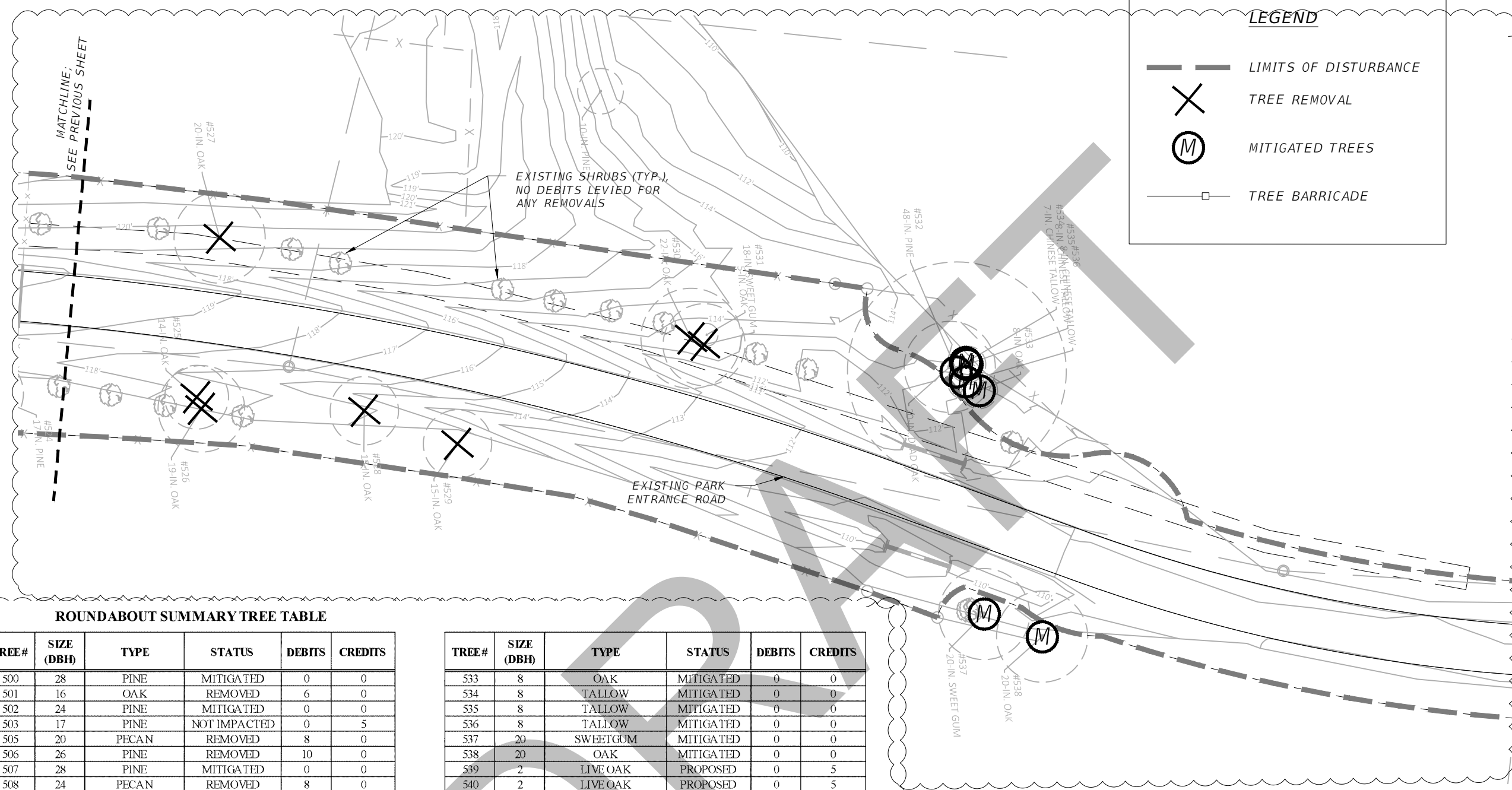
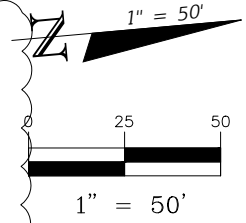
TREE REMOVAL

| |
|-----------|
| SHEET NO. |
| 43 |

EXHIBIT A - SOLICITATION DOCUMENT

LEGEND

-  LIMITS OF DISTURBANCE
-  TREE REMOVAL
-  MITIGATED TREES
-  TREE BARRICADE



ROUNDAABOUT SUMMARY TREE TABLE

| TREE# | SIZE (DBH) | TYPE | STATUS | DEBITS | CREDITS |
|-------|------------|-----------|--------------|--------|---------|
| 500 | 28 | PINE | MITIGATED | 0 | 0 |
| 501 | 16 | OAK | REMOVED | 6 | 0 |
| 502 | 24 | PINE | MITIGATED | 0 | 0 |
| 503 | 17 | PINE | NOT IMPACTED | 0 | 5 |
| 505 | 20 | PECAN | REMOVED | 8 | 0 |
| 506 | 26 | PINE | REMOVED | 10 | 0 |
| 507 | 28 | PINE | MITIGATED | 0 | 0 |
| 508 | 24 | PECAN | REMOVED | 8 | 0 |
| 509 | 21 | PINE | MITIGATED | 0 | 0 |
| 510 | 19 | PINE | MITIGATED | 0 | 0 |
| 512 | 23 | PINE | MITIGATED | 0 | 0 |
| 513 | 5 | OAK | REMOVED | 2 | 0 |
| 515 | 13 | OAK | MITIGATED | 0 | 0 |
| 517 | 5 | OAK | REMOVED | 2 | 0 |
| 520 | 12 | PERSIMMON | REMOVED | 4 | 0 |
| 523 | 17 | PINE | MITIGATED | 0 | 0 |
| 524 | 17 | PINE | MITIGATED | 0 | 0 |
| 525 | 14 | OAK | REMOVED | 6 | 0 |
| 526 | 19 | OAK | REMOVED | 8 | 0 |
| 527 | 20 | OAK | REMOVED | 8 | 0 |
| 528 | 15 | OAK | REMOVED | 6 | 0 |
| 529 | 15 | OAK | REMOVED | 6 | 0 |
| 530 | 22 | OAK | REMOVED | 8 | 0 |
| 531 | 18 | SWEETGUM | REMOVED | 6 | 0 |
| 532 | 48 | PINE | MITIGATED | 0 | 0 |

| TREE# | SIZE (DBH) | TYPE | STATUS | DEBITS | CREDITS |
|---------------|------------|---------------|-----------|-----------|-----------|
| 533 | 8 | OAK | MITIGATED | 0 | 0 |
| 534 | 8 | TALLOW | MITIGATED | 0 | 0 |
| 535 | 8 | TALLOW | MITIGATED | 0 | 0 |
| 536 | 8 | TALLOW | MITIGATED | 0 | 0 |
| 537 | 20 | SWEETGUM | MITIGATED | 0 | 0 |
| 538 | 20 | OAK | MITIGATED | 0 | 0 |
| 539 | 2 | LIVE OAK | PROPOSED | 0 | 5 |
| 540 | 2 | LIVE OAK | PROPOSED | 0 | 5 |
| 541 | 2 | LIVE OAK | PROPOSED | 0 | 5 |
| 542 | 2 | LIVE OAK | PROPOSED | 0 | 5 |
| 543 | 2 | RED MAPLE | PROPOSED | 0 | 3 |
| 544 | 2 | RED MAPLE | PROPOSED | 0 | 3 |
| 545 | 2 | RED MAPLE | PROPOSED | 0 | 3 |
| 546 | 2 | MAGNOLIA | PROPOSED | 0 | 5 |
| 547 | 2 | MAGNOLIA | PROPOSED | 0 | 5 |
| 548 | 2 | MAGNOLIA | PROPOSED | 0 | 5 |
| 549 | 2 | MAGNOLIA | PROPOSED | 0 | 5 |
| 550 | 2 | MAGNOLIA | PROPOSED | 0 | 5 |
| 551 | 2 | LONGLEAF PINE | PROPOSED | 0 | 1 |
| 552 | 2 | LONGLEAF PINE | PROPOSED | 0 | 1 |
| 553 | 2 | LONGLEAF PINE | PROPOSED | 0 | 1 |
| 554 | 2 | LONGLEAF PINE | PROPOSED | 0 | 1 |
| 555 | 2 | LONGLEAF PINE | PROPOSED | 0 | 1 |
| 554 | 2 | LONGLEAF PINE | PROPOSED | 0 | 1 |
| TOTAL: | | | | 88 | 65 |
| NET: | | | | 23 | |

REVISIONS

| DATE | DESCRIPTION | DATE | DESCRIPTION |
|-----------|---|------|-------------|
| 3/15/2021 | 1 IMPACTED TREES REVISED TO MITIGATED, REVISED TREE TABLE | | |

DUSTIN T. EVANS, P.E.
P.E. LICENSE NUMBER 71488
GREENMAN-PEDERSEN, INC.
1590 VILLAGE SQUARE BOULEVARD
TALLAHASSEE, FLORIDA 32309

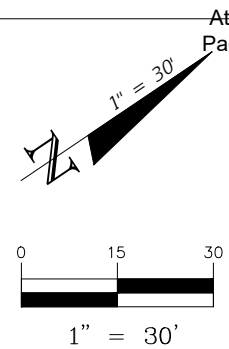
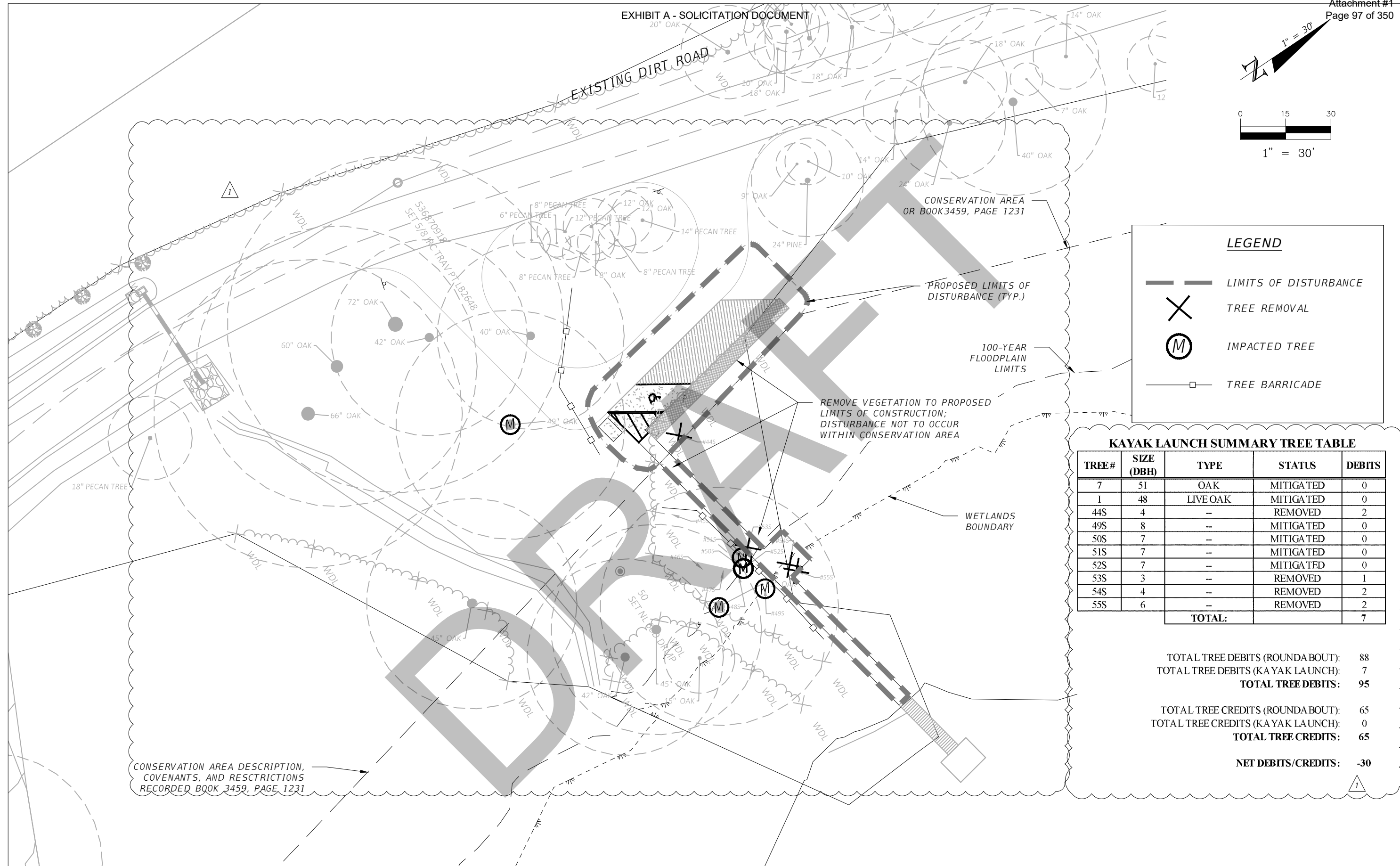
| | | |
|---|--------|----------------------|
| LEON COUNTY DEPARTMENT OF PUBLIC WORKS | | |
| ROAD NO. | COUNTY | FINANCIAL PROJECT ID |
| N/A | LEON | N/A |

TREE REMOVAL

SHEET NO.
44

NOTICE: THE OFFICIAL RECORD OF THIS SHEET IS THE ELECTRONIC FILE DIGITALLY SIGNED AND SEALED UNDER RULE 61G15-23.004, F.A.C.

EXHIBIT A - SOLICITATION DOCUMENT



LEGEND

- LIMITS OF DISTURBANCE
- TREE REMOVAL
- IMPACTED TREE
- TREE BARRICADE

KAYAK LAUNCH SUMMARY TREE TABLE

| TREE # | SIZE (DBH) | TYPE | STATUS | DEBITS |
|---------------|------------|----------|-----------|----------|
| 7 | 51 | OAK | MITIGATED | 0 |
| 1 | 48 | LIVE OAK | MITIGATED | 0 |
| 44S | 4 | -- | REMOVED | 2 |
| 49S | 8 | -- | MITIGATED | 0 |
| 50S | 7 | -- | MITIGATED | 0 |
| 51S | 7 | -- | MITIGATED | 0 |
| 52S | 7 | -- | MITIGATED | 0 |
| 53S | 3 | -- | REMOVED | 1 |
| 54S | 4 | -- | REMOVED | 2 |
| 55S | 6 | -- | REMOVED | 2 |
| TOTAL: | | | | 7 |

TOTAL TREE DEBITS (ROUNDA BOUT): 88
 TOTAL TREE DEBITS (KAYAK LAUNCH): 7
TOTAL TREE DEBITS: 95

TOTAL TREE CREDITS (ROUNDA BOUT): 65
 TOTAL TREE CREDITS (KAYAK LAUNCH): 0
TOTAL TREE CREDITS: 65

NET DEBITS/CREDITS: -30

CONSERVATION AREA DESCRIPTION, COVENANTS, AND RESCTRCTIONS RECORDED BOOK 3459, PAGE 1231

REVISIONS

| DATE | DESCRIPTION | DATE | DESCRIPTION |
|-----------|--|------|-------------|
| 3/15/2021 | 1 REVISIED SITE AREA AND BARRICADE, REVISED TREE TABLE | | |

DUSTIN T. EVANS, P.E.
 P.E. LICENSE NUMBER 71488
 GREENMAN-PEDERSEN, INC.
 1590 VILLAGE SQUARE BOULEVARD
 TALLAHASSEE, FLORIDA 32309

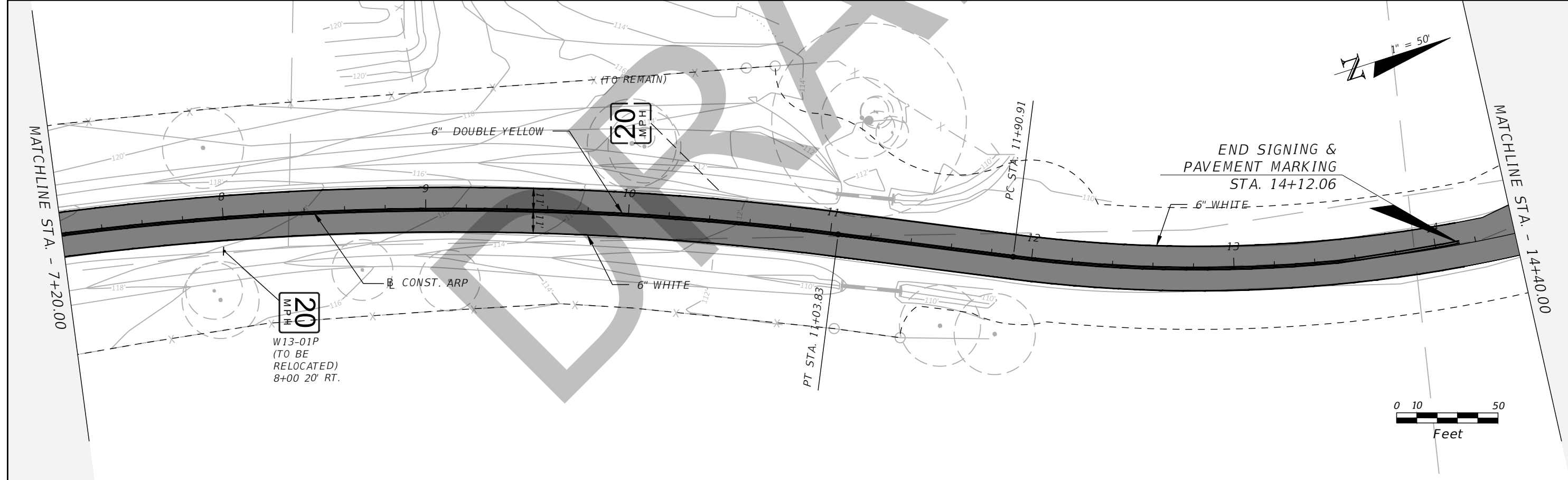
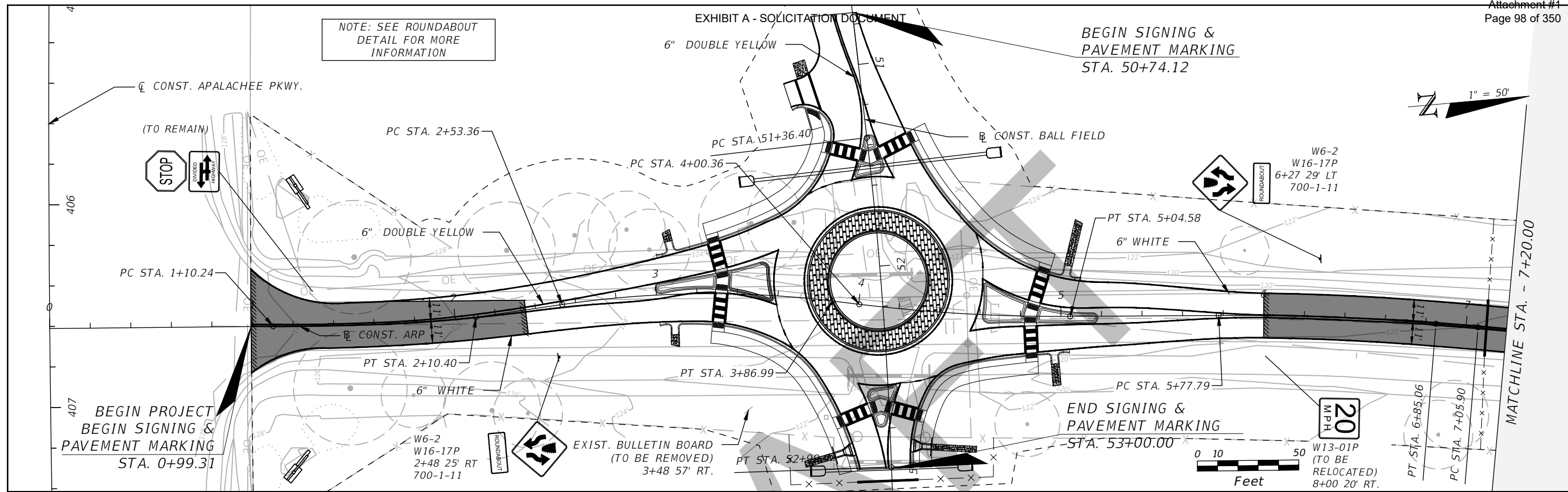
**LEON COUNTY
 DEPARTMENT OF PUBLIC WORKS**

| ROAD NO. | COUNTY | FINANCIAL PROJECT ID |
|----------|--------|----------------------|
| N/A | LEON | N/A |

TREE REMOVAL

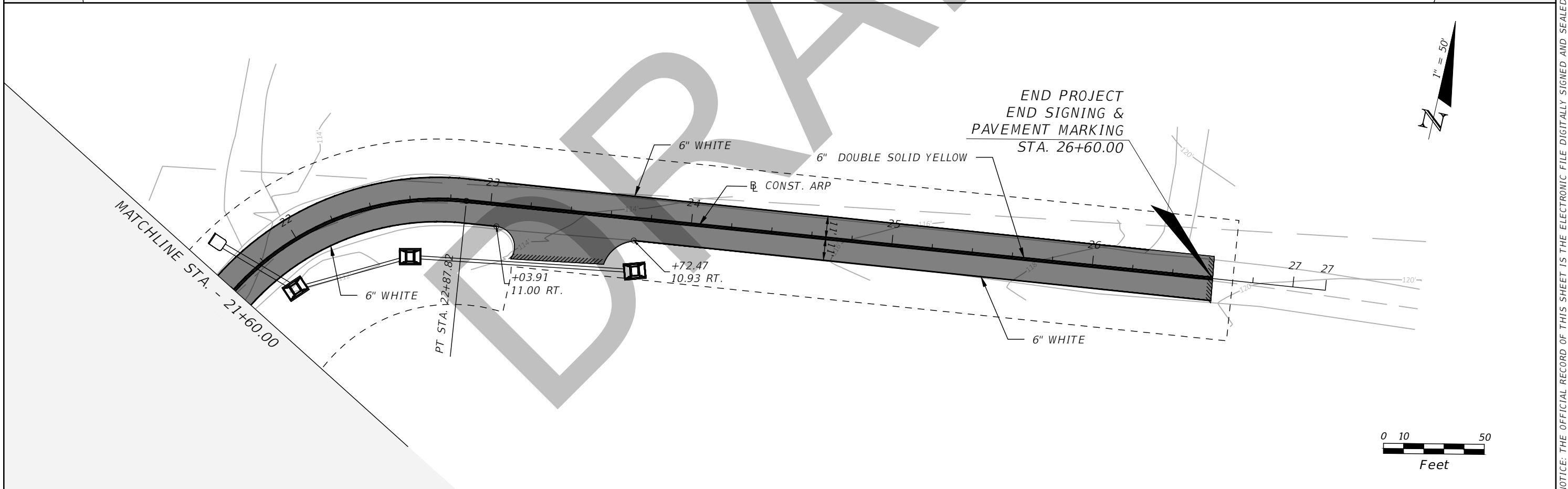
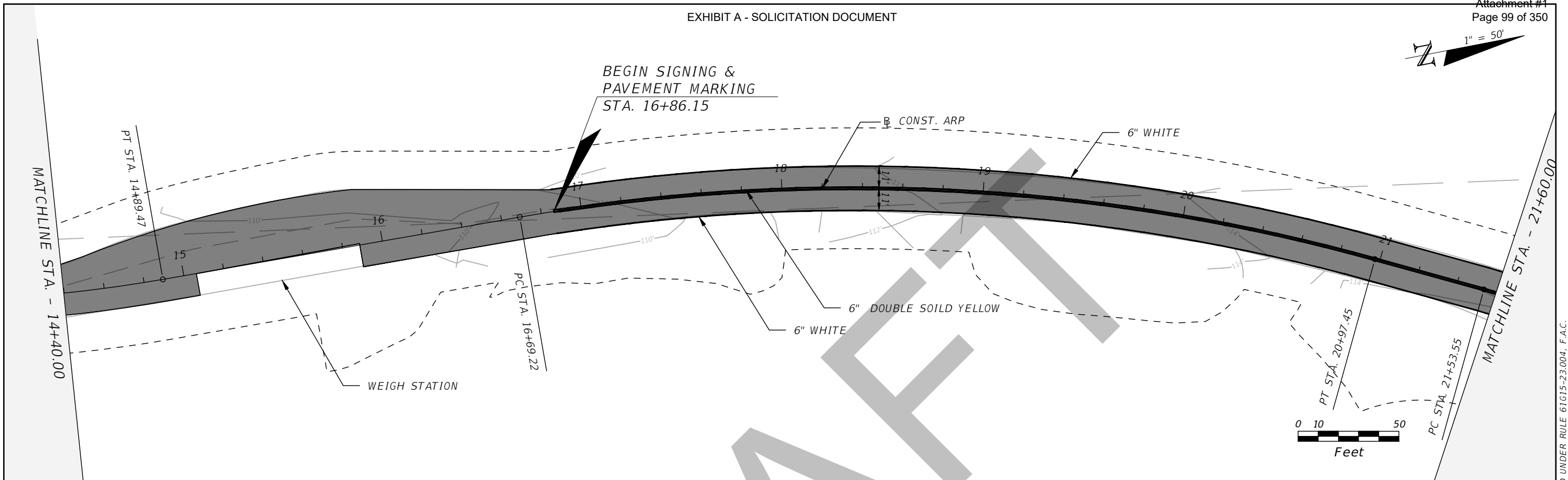
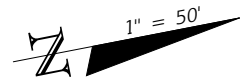
SHEET NO.
45

NOTICE: THE OFFICIAL RECORD OF THIS SHEET IS THE ELECTRONIC FILE DIGITALLY SIGNED AND SEALED UNDER RULE 61G15-23.004, F.A.C.



| REVISIONS | | | | DUSTIN T. EVANS, P.E. P.E. LICENSE NUMBER 71488 GREENMAN-PEDERSEN, INC. 1590 VILLAGE SQUARE BOULEVARD TALLAHASSEE, FLORIDA 32309 | LEON COUNTY DEPARTMENT OF PUBLIC WORKS | | | SIGNING & PAVEMENT MARKING PLAN | SHEET NO. 46 |
|-----------|-------------|------|-------------|--|---|--------|----------------------|------------------------------------|--------------------|
| DATE | DESCRIPTION | DATE | DESCRIPTION | | ROAD NO. | COUNTY | FINANCIAL PROJECT ID | | |
| --- | --- | --- | --- | | N/A | LEON | N/A | | |

NOTICE: THE OFFICIAL RECORD OF THIS SHEET IS THE ELECTRONIC FILE DIGITALLY SIGNED AND SEALED UNDER RULE 61G15-23.004, F.A.C.



| REVISIONS | | | |
|-----------|-------------|------|-------------|
| DATE | DESCRIPTION | DATE | DESCRIPTION |
| | | | |

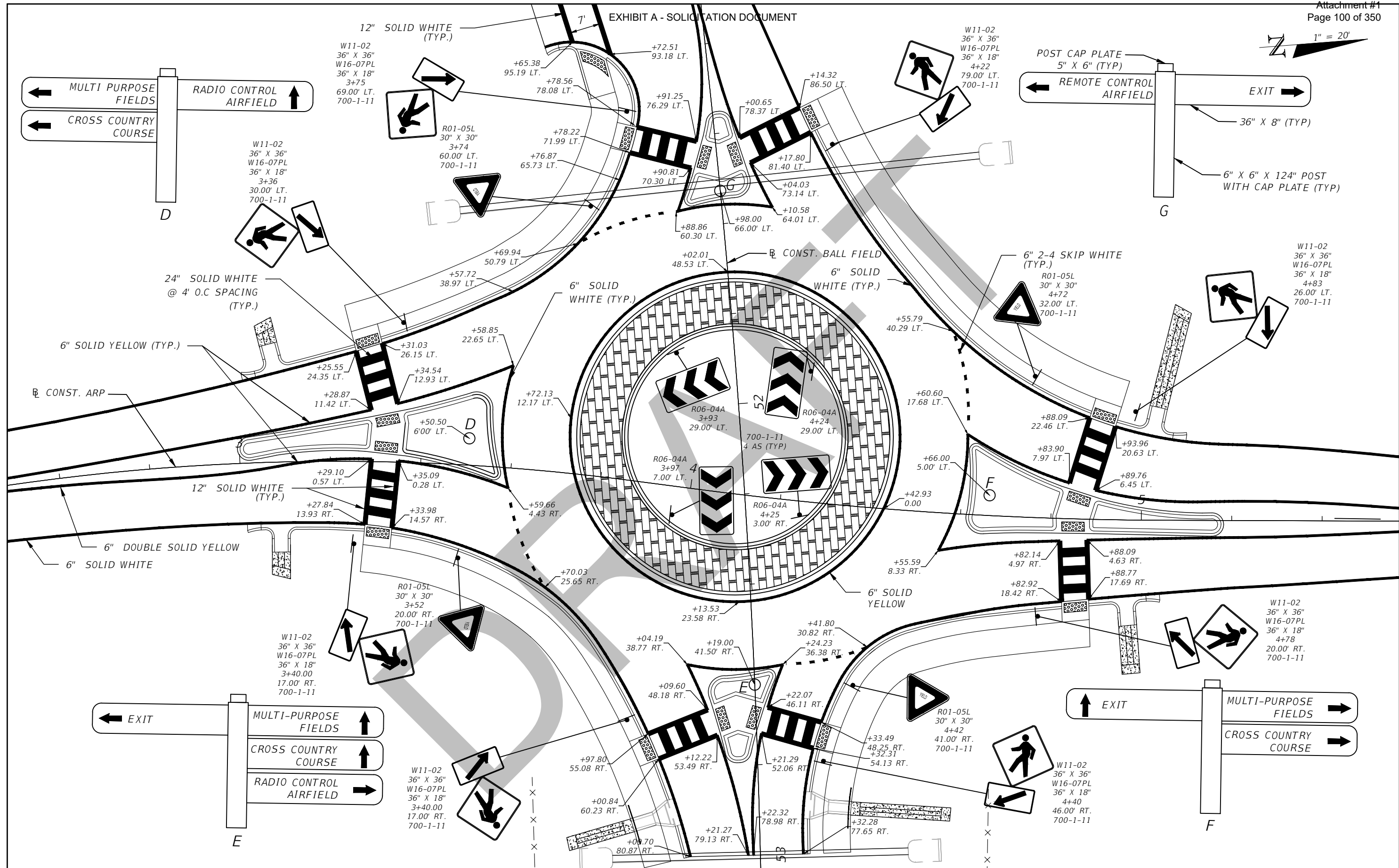
DUSTIN T. EVANS, P.E.
P.E. LICENSE NUMBER 71488
GREENMAN-PEDERSEN, INC.
1590 VILLAGE SQUARE BOULEVARD
TALLAHASSEE, FLORIDA 32309

| | | |
|---|--------|----------------------|
| LEON COUNTY DEPARTMENT OF PUBLIC WORKS | | |
| ROAD NO. | COUNTY | FINANCIAL PROJECT ID |
| N/A | LEON | N/A |

**SIGNING & PAVEMENT MARKING
PLAN**

| |
|-----------|
| SHEET NO. |
| 47 |

NOTICE: THE OFFICIAL RECORD OF THIS SHEET IS THE ELECTRONIC FILE DIGITALLY SIGNED AND SEALED UNDER RULE 61G15-23.004, F.A.C.



| REVISIONS | | | |
|-----------|-------------|------|-------------|
| DATE | DESCRIPTION | DATE | DESCRIPTION |
| --- | --- | --- | --- |

DUSTIN T. EVANS, P.E.
P.E. LICENSE NUMBER 71488
GREENMAN-PEDERSEN, INC.
1590 VILLAGE SQUARE BOULEVARD
TALLAHASSEE, FLORIDA 32309

| LEON COUNTY DEPARTMENT OF PUBLIC WORKS | | |
|---|--------|----------------------|
| ROAD NO. | COUNTY | FINANCIAL PROJECT ID |
| N/A | LEON | N/A |

ROUNDABOUT
SIGNING AND MARKING

SHEET NO.
48


NOTICE: THE OFFICIAL RECORD OF THIS SHEET IS THE ELECTRONIC FILE DIGITALLY SIGNED AND SEALED UNDER RULE 61G15-23.004, F.A.C.

GENERAL NOTES

Codes and Standards:

1. Florida Building Code, 7th Edition (2020), and referenced standards.

Design Loads:

1. Pedestrian Loads: 100 pounds per square foot (Boardwalk)
50 pounds per square foot (Boardway) 

2. Wind:

- a. Risk Category I
- b. Ultimate Wind Speed: 120 miles per hour
- c. Exposure: C (Entrance Sign) D (Boardwalk)
- d. Topographic Factor: $K_{zt} = 1.0$
- e. Internal Pressure Coefficient: 0

3. Utilities: No allowance for utilities has been included in the design.

Foundations:

1. Foundation design is based on an allowable soil bearing pressure of 2000 pounds per square foot, which shall be verified by a Florida Registered Geotechnical Engineer prior to the start of work.
2. Place footings on compacted soil. Follow recommendations of soils report.

Cast-In-Place Concrete:

1. Concrete shall have a minimum compressive strength of 3000 pounds per square inch at 28 days. Concrete at boardwalk will utilize Type II Portland Cement.
2. All reinforcing steel shall be new domestic deformed billet steel conforming to ASTM A-615 Grade 60.

Connections:

1. All connection components and assemblies shall be ASTM Grade 316 stainless steel.
2. Bolt holes in timber shall be drilled to yield a tight fit requiring moderate driving force with a mallet to seat the bolts.
3. All fasteners used in conjunction with Simpson connectors shall be of the size, type, and quantity and shall be installed as per all Simpson Specifications and General Notes requirements such that the full capacity of the connector is developed.

ENTRANCE SIGN GENERAL NOTES

EXHIBIT A - SOLICITATION DOCUMENT

Materials:

1. For timber, corten steel plate, limestone slab, brick, cap stone, and sign panel material properties, colors, and sample/ shop drawing submittal requirements, see Landscaping Plans.

Shop Drawings:

1. Submit shop drawings for all brackets and post base assembly.
2. Shop drawings shall bear the initials of the detailer's checker and be approved by the Contractor before submittal to engineer.
3. The use of reproductions of these drawings in lieu of preparation of shop drawings signifies acceptance of all information shown hereon as correct, and obligates the Contractor to any job expense, real or implied, arising due to any errors that may occur hereon.
4. If reproduction of these drawings are used in lieu of preparation of shop drawings, the GPI title block shall be removed and replaced with a title block listing the following items:
 - a. Name, address, and telephone number of Contractor, Sub-contractor, etc. submitting shop drawings.
 - b. Sheet number.
 - c. Date drawing prepared and initials of person who prepared drawings.
5. Any reproduction of these drawings not complying with the above will be rejected and not reviewed.


BOARDWALK GENERAL NOTES

Attachment #1
Page 101 of 350

General:

1. Prior to beginning construction, the Contractor shall check the drawings against the site and the work and notify the Engineer in writing of any significant discrepancies in either dimensions and/or site conditions. The Contractor shall not begin construction in any such area until the discrepancy has been resolved by the Contractor and subsequently approved by the Engineer.
2. The Contractor shall comply with all air and water quality requirements described in the terms and conditions of the regulatory permits issued by local, state, and federal agencies and authorities at the time of construction.
3. All dimensions shown on the drawings are approximate and require accurate measurement and confirmation by the Contractor.
4. All new dimensional work shall be accurately field measured by the Contractor prior to ordering materials.
5. Field adjustments of the new work is to be expected by the Contractor to accurately fit the new construction to existing conditions.


Wood:

1. Ledgers and headers shall be Southern Yellow Pine #1. All other wood shall be Southern Yellow Pine #2. 
2. All lumber shall be Alkaline Copper Quaternary (ACQ) pressure treated and have 0.15 pounds per cubic foot for superstructure members, 0.40 pounds per cubic foot for non-ground contact substructure members, and 0.60 pounds per cubic foot for ground contact substructure members.
3. All lumber shall be stamped with the grade mark of an approved grading agency.

Composite Decking:

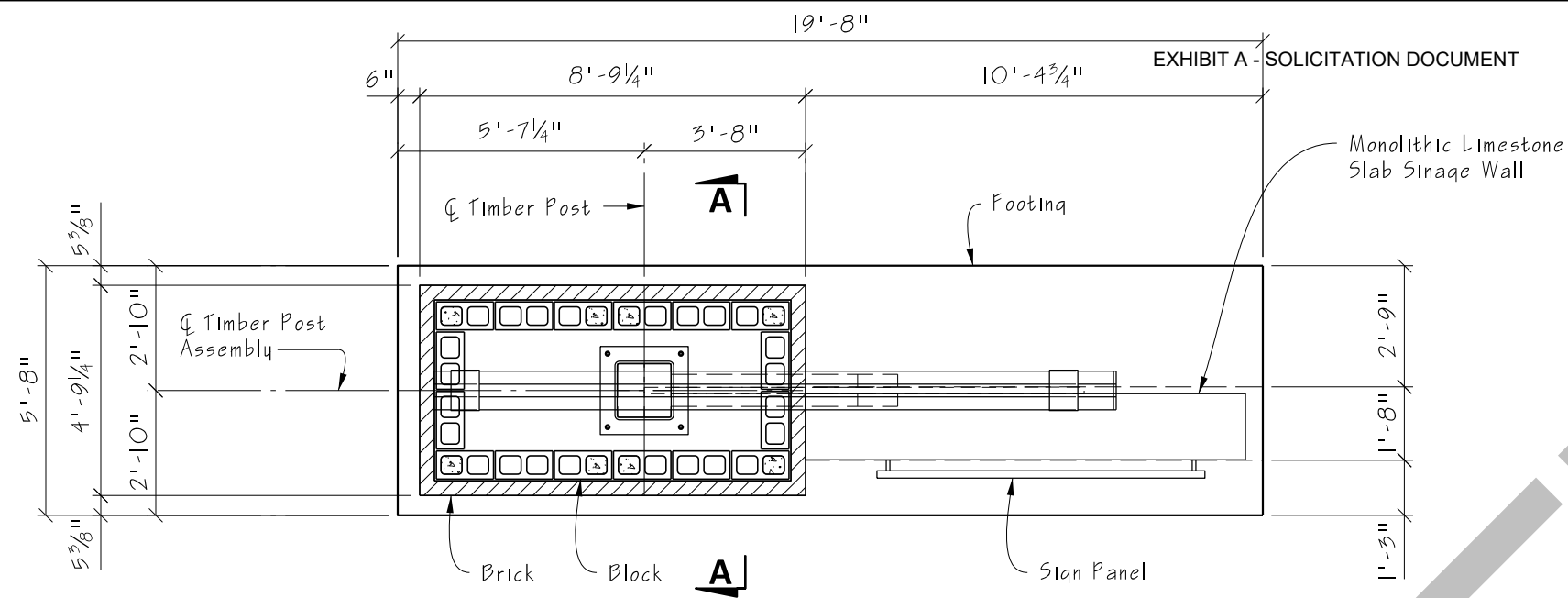
1. At a minimum, decking shall consist of 2"x6" composite boards capable of supporting a live load of 100 pounds per square foot.
2. Transverse boards shall be installed such that each board spans a minimum of three joists and, excepting boardwalk sides, do not terminate on the same joist as adjacent boards.
3. Composite decking shall be installed in accordance with all manufacturer's recommendations and applicable state and local codes.
4. Prior to ordering any materials and a minimum of two weeks prior to commencing construction operations the Contractor shall submit the proposed decking system to the County for review and approval of the system, its color and finish, and fasteners.

DRAFT

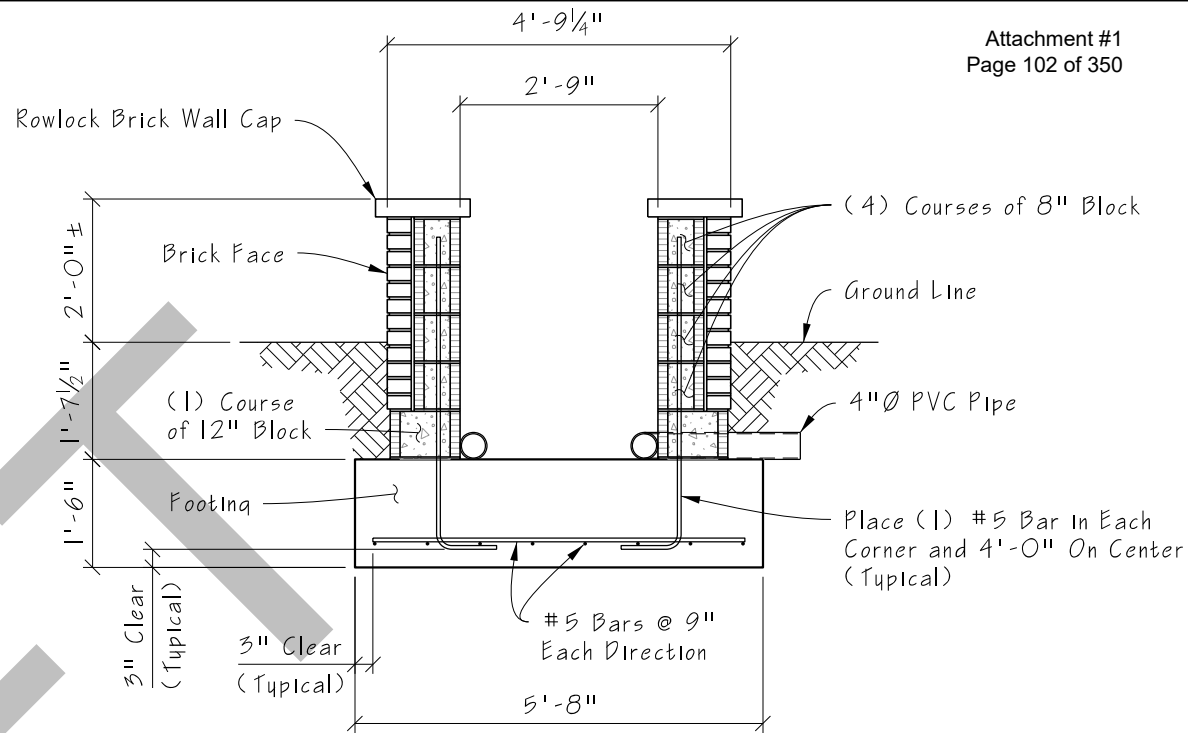
| REVISIONS | | | | Juan Ortega-Rosales, P.E. P.E. LICENSE NUMBER 64033 Greenman-Pedersen, Inc. 1590 Village Square Boulevard Tallahassee, FL 32309 | LEON COUNTY DEPARTMENT OF PUBLIC WORKS | | | SHEET NO. GENERAL NOTES 49 |
|-----------|--|------|----------|---|---|----------------------|--|---|
| DATE | DESCRIPTION | DATE | ROAD NO. | | COUNTY | FINANCIAL PROJECT ID | | |
| 3/15/21 |  MODIFIED NOTES | | N/A | | LEON | N/A | | |

THE OFFICIAL RECORD OF THIS SHEET IS THE ELECTRONIC FILE DIGITALLY SIGNED AND SEALED UNDER RULE 61G15-23.004, F.A.C.

EXHIBIT A - SOLICITATION DOCUMENT

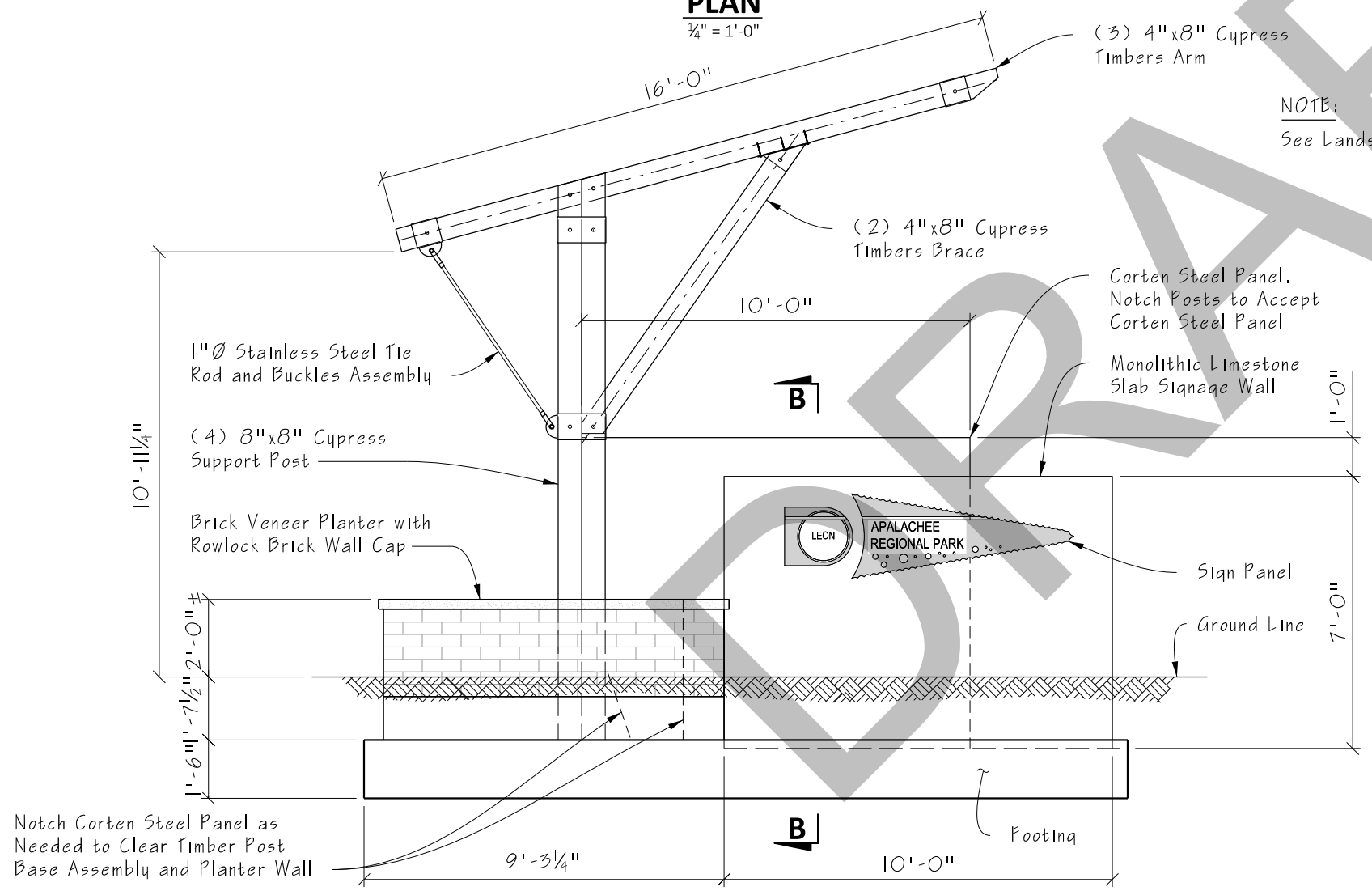


PLAN
¼" = 1'-0"

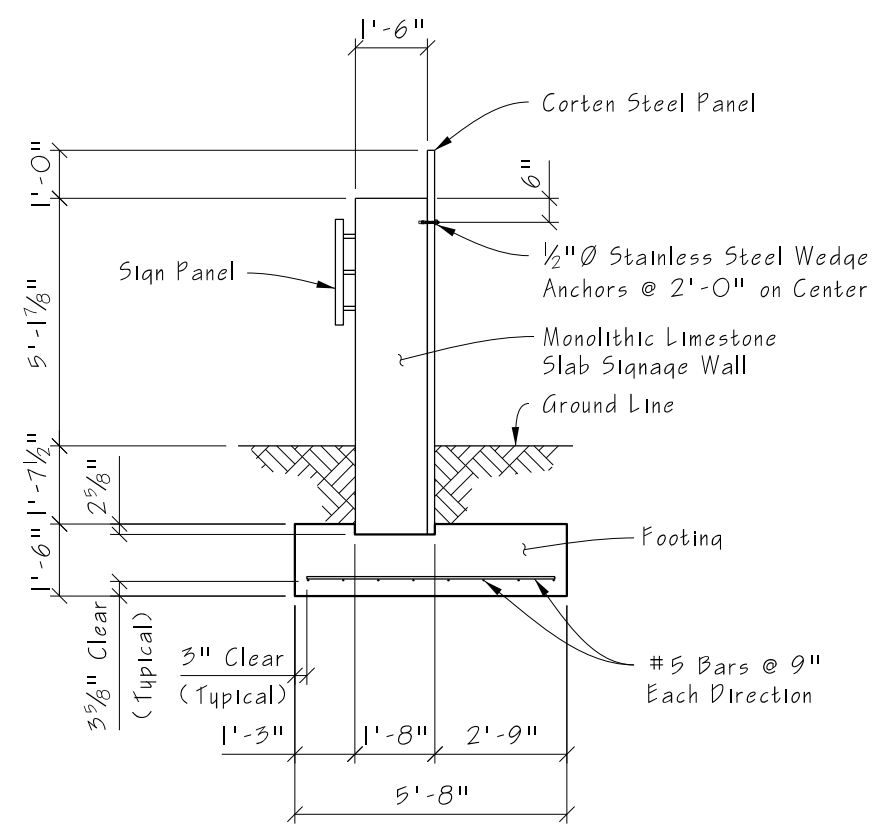


SECTION A-A
¾" = 1'-0"

NOTE:
See Landscape Plans for information not shown.



ELEVATION
¼" = 1'-0"



SECTION B-B
¼" = 1'-0"

| REVISIONS | | | |
|-----------|-------------|------|-------------|
| DATE | DESCRIPTION | DATE | DESCRIPTION |
| | | | |

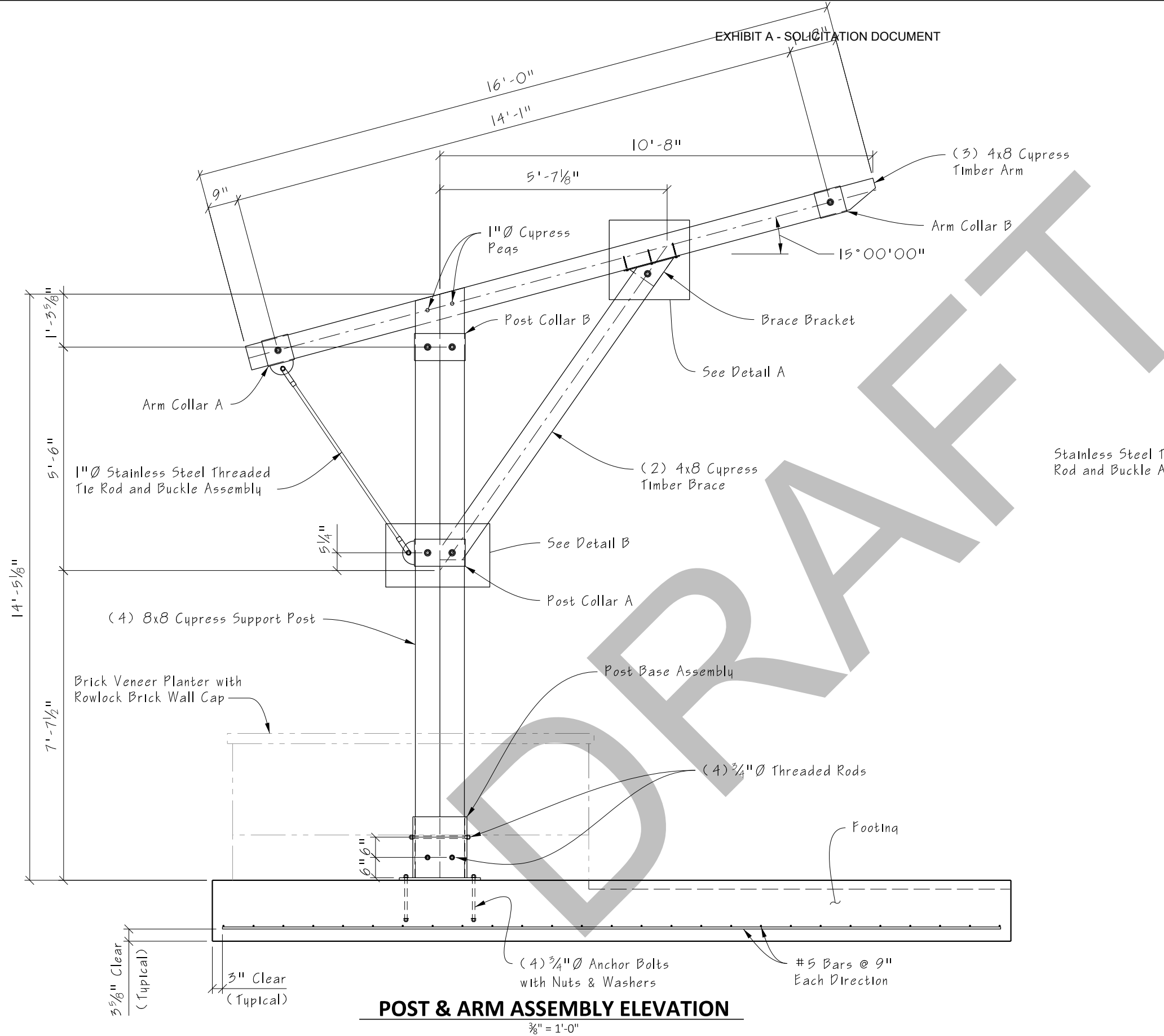
Juan Ortega-Rosales, P.E.
P.E. LICENSE NUMBER 64033
Greenman-Pedersen, Inc.
1590 Village Square Boulevard
Tallahassee, FL 32309

| LEON COUNTY DEPARTMENT OF PUBLIC WORKS | | |
|---|--------|----------------------|
| ROAD NO. | COUNTY | FINANCIAL PROJECT ID |
| N/A | LEON | N/A |

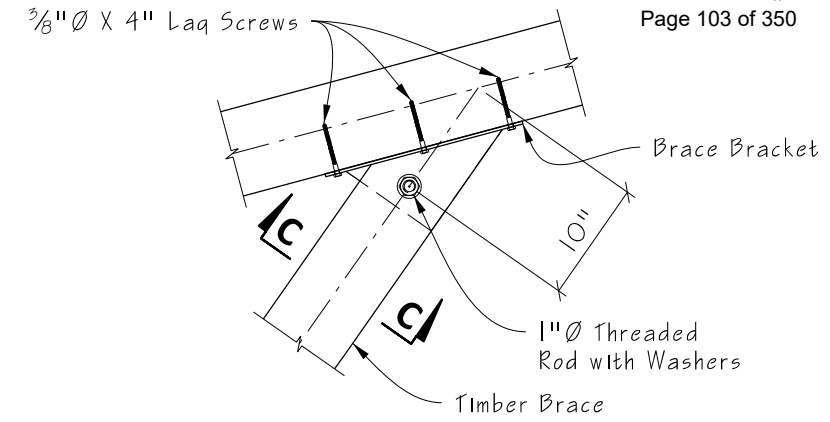
PLANTER DETAILS

| |
|-----------|
| SHEET NO. |
| 50 |

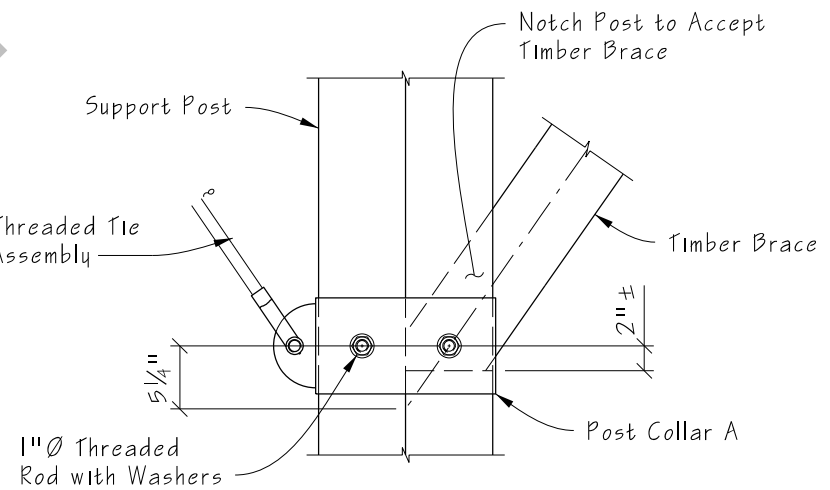
THE OFFICIAL RECORD OF THIS SHEET IS THE ELECTRONIC FILE DIGITALLY SIGNED AND SEALED UNDER RULE 61G15-23.004, F.A.C.



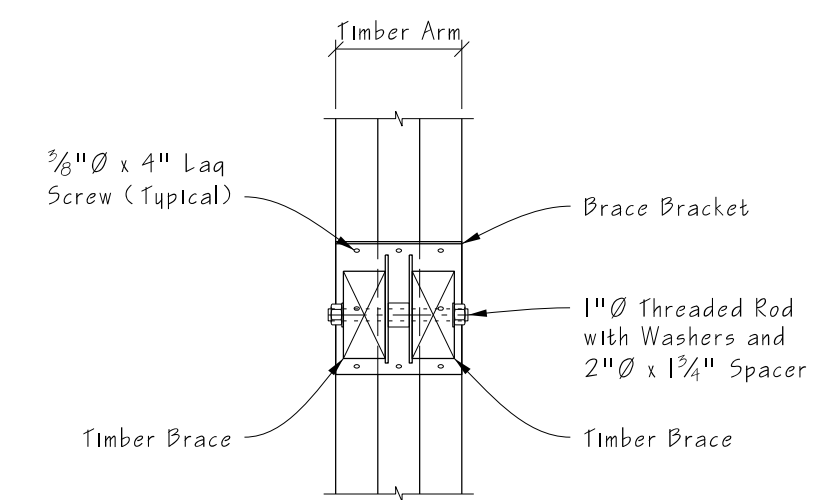
POST & ARM ASSEMBLY ELEVATION
3/8" = 1'-0"



DETAIL A
3/4" = 1'-0"



DETAIL B
3/4" = 1'-0"



SECTION C-C
3/4" = 1'-0"

| REVISIONS | |
|-----------|-------------|
| DATE | DESCRIPTION |
| | |
| | |

Juan Ortega-Rosales, P.E.
P.E. LICENSE NUMBER 64033
Greenman-Pedersen, Inc.
1590 Village Square Boulevard
Tallahassee, FL 32309

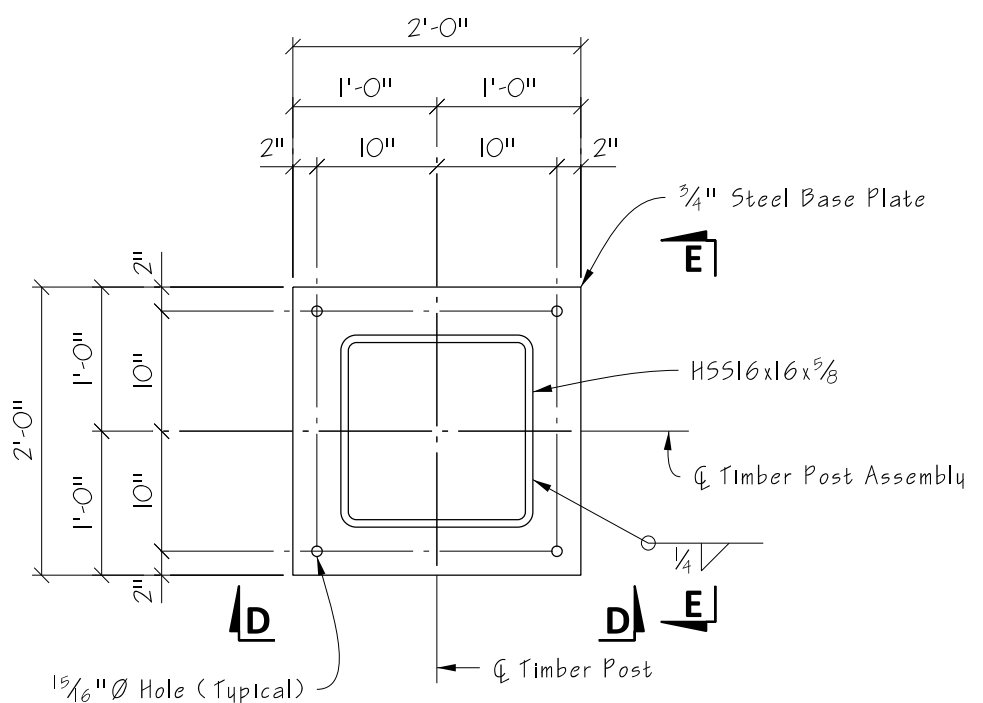
| LEON COUNTY DEPARTMENT OF PUBLIC WORKS | | |
|---|--------|----------------------|
| ROAD NO. | COUNTY | FINANCIAL PROJECT ID |
| N/A | LEON | N/A |

POST AND ARM ASSEMBLY

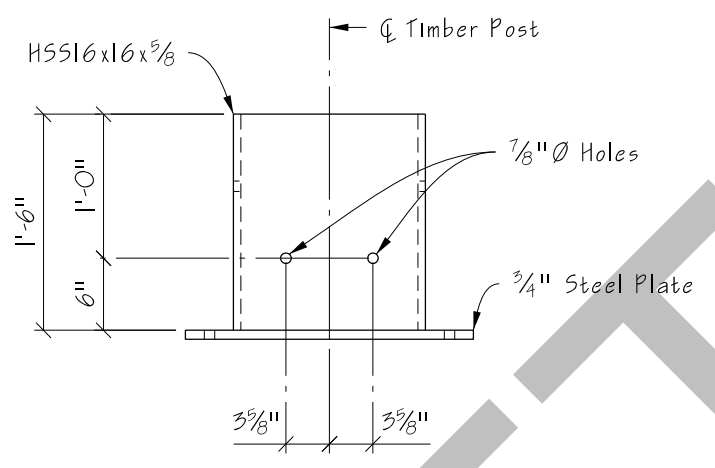
SHEET NO.
51

THE OFFICIAL RECORD OF THIS SHEET IS THE ELECTRONIC FILE DIGITALLY SIGNED AND SEALED UNDER RULE 61G15-23.004, F.A.C.

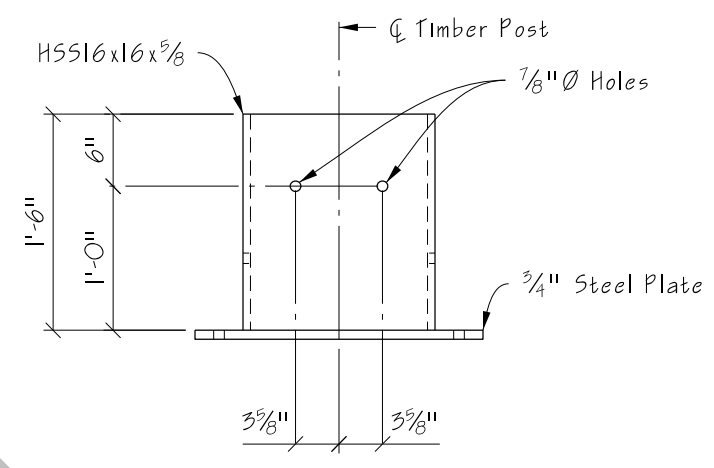
EXHIBIT A - SOLICITATION DOCUMENT



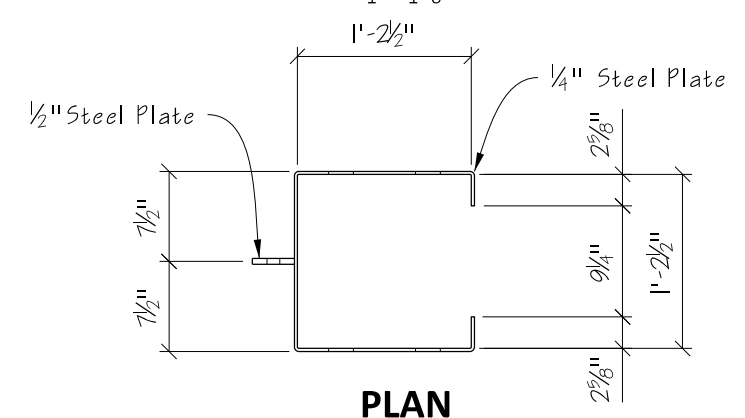
POST BASE ASSEMBLY PLAN
1" = 1'-0"



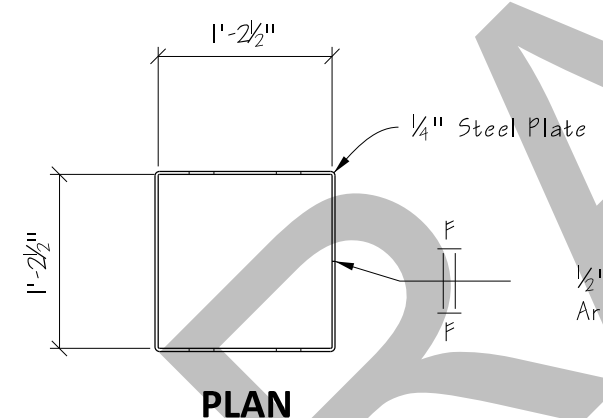
VIEW D-D
3/4" = 1'-0"



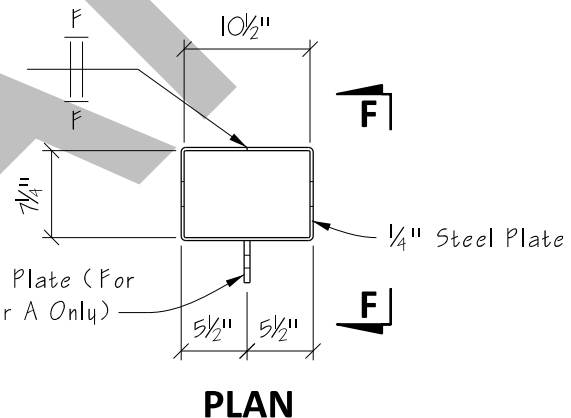
VIEW E-E
3/4" = 1'-0"



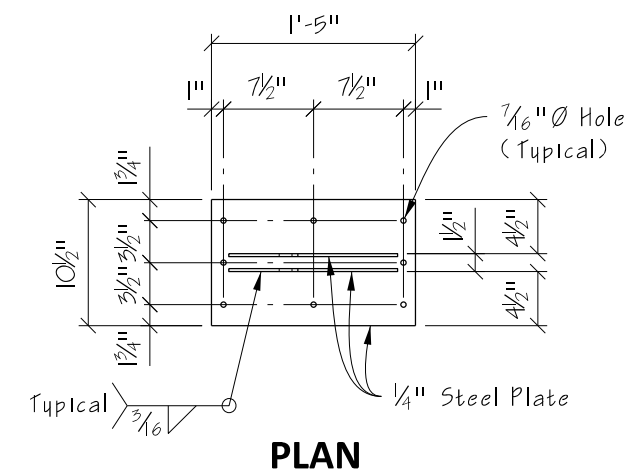
PLAN



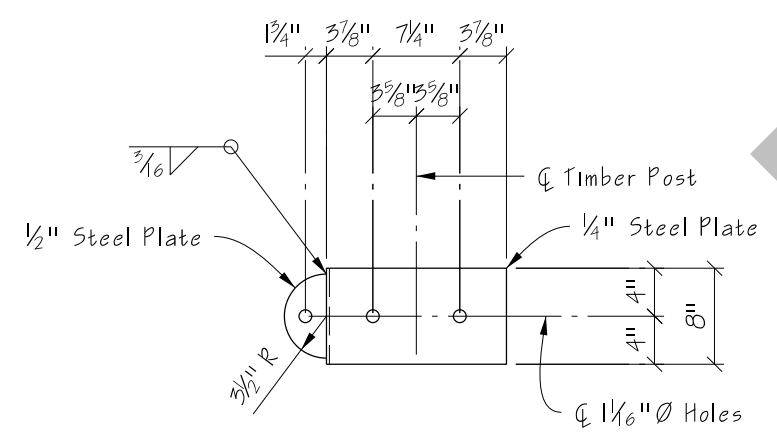
PLAN



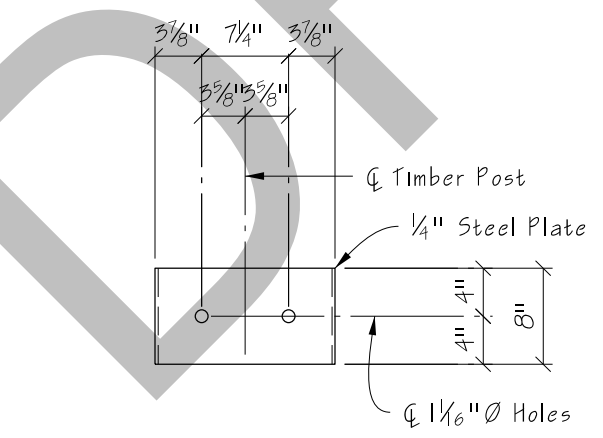
PLAN



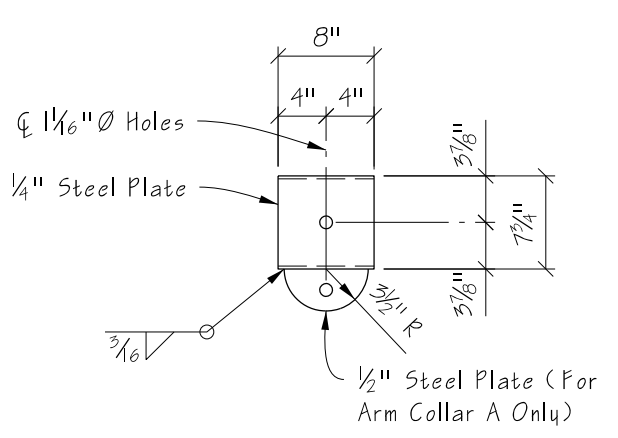
PLAN



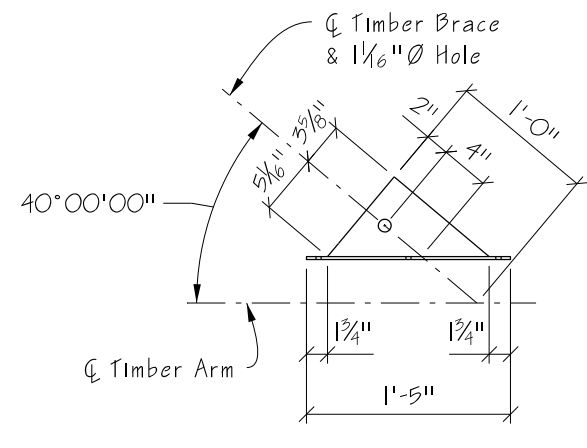
ELEVATION
POST COLLAR A
3/4" = 1'-0"



ELEVATION
POST COLLAR B
3/4" = 1'-0"



VIEW F-F
ARM COLLARS A & B
3/4" = 1'-0"



ELEVATION
BRACE BRACKET
3/4" = 1'-0"

| REVISIONS | | | |
|-----------|-------------|------|-------------|
| DATE | DESCRIPTION | DATE | DESCRIPTION |
| | | | |

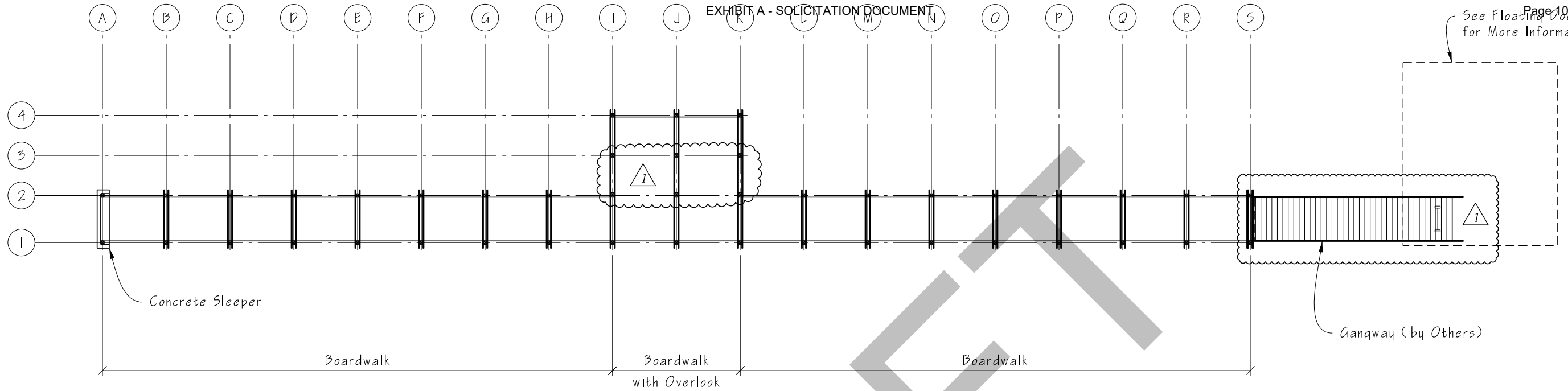
Juan Ortega-Rosales, P.E.
P.E. LICENSE NUMBER 64033
Greenman-Pedersen, Inc.
1590 Village Square Boulevard
Tallahassee, FL 32309

| | | |
|---|--------|----------------------|
| LEON COUNTY DEPARTMENT OF PUBLIC WORKS | | |
| ROAD NO. | COUNTY | FINANCIAL PROJECT ID |
| N/A | LEON | N/A |

DETAILS

SHEET NO.
52

THE OFFICIAL RECORD OF THIS SHEET IS THE ELECTRONIC FILE DIGITALLY SIGNED AND SEALED UNDER RULE 61G15-23.004, F.A.C.



NOTE:
See Civil Drawings for Location, Elevations, and Orientation.

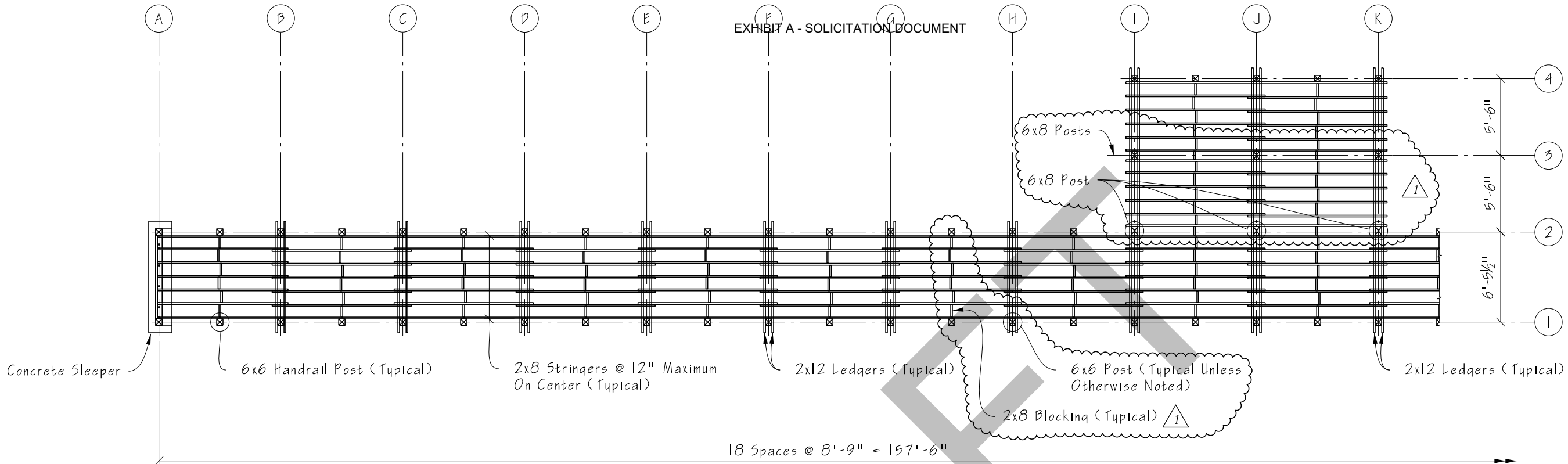
LAYOUT PLAN

1/8" = 1'-0"

DRAFT

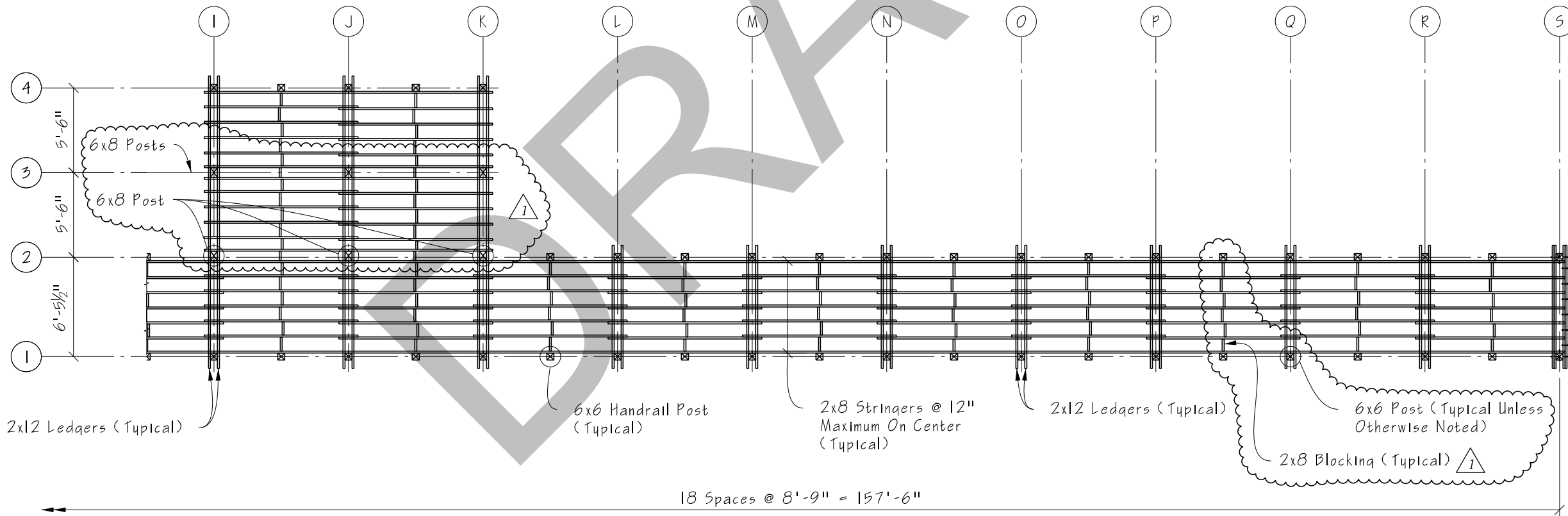
| DATE | | DESCRIPTION | | REVISIONS | | Juan Ortega-Rosales, P.E. P.E. LICENSE NUMBER 64033 Greenman-Pedersen, Inc. 1590 Village Square Boulevard Tallahassee, FL 32309 | LEON COUNTY DEPARTMENT OF PUBLIC WORKS | | | LAYOUT PLAN | SHEET NO. 53 |
|---------|--|-------------|-------------|-----------|--------|---|---|--|--|-------------|------------------------|
| DATE | DESCRIPTION | DATE | DESCRIPTION | ROAD NO. | COUNTY | | FINANCIAL PROJECT ID | | | | |
| 3/15/21 | 1 MODIFIED POST SIZE AND GANGWAY WIDTH | | | N/A | LEON | N/A | | | | | |

EXHIBIT A - SOLICITATION DOCUMENT



PARTIAL FRAMING LAYOUT

1/8" = 1'-0"

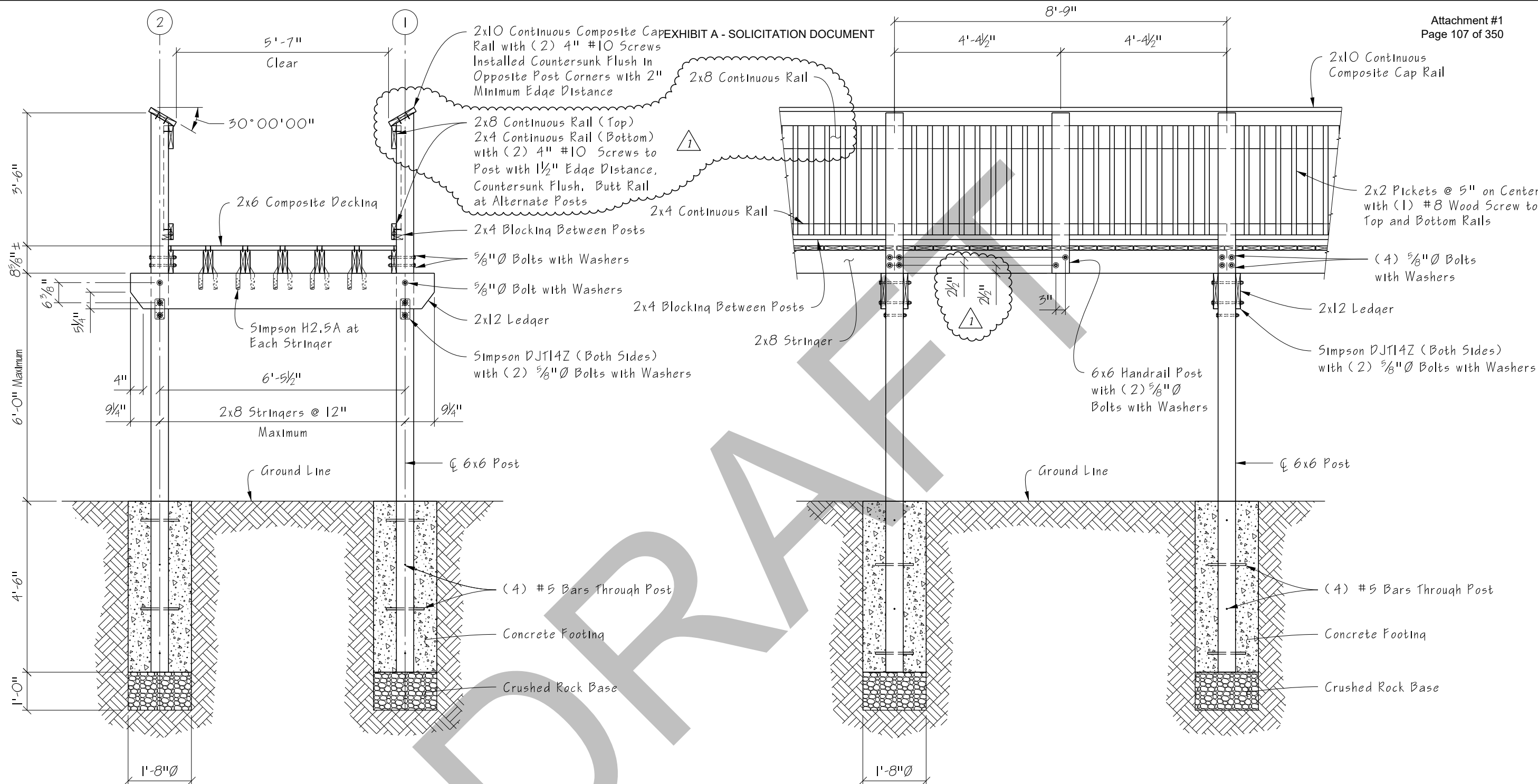


PARTIAL FRAMING LAYOUT

1/8" = 1'-0"

| DATE | | REVISIONS | | DESCRIPTION | Juan Ortega-Rosales, P.E. P.E. LICENSE NUMBER 64033 Greenman-Pedersen, Inc. 1590 Village Square Boulevard Tallahassee, FL 32309 | LEON COUNTY DEPARTMENT OF PUBLIC WORKS | | | SHEET NO. |
|---------|---|-----------|-------------|-------------|---|---|--------|----------------------|-----------|
| DATE | DESCRIPTION | DATE | DESCRIPTION | | | ROAD NO. | COUNTY | FINANCIAL PROJECT ID | |
| 3/15/21 | 1 MODIFIED POST SIZE AND ADDED BLOCKING AT ALL HANDRAIL LOCATIONS | | | | | N/A | LEON | N/A | 54 |

THE OFFICIAL RECORD OF THIS SHEET IS THE ELECTRONIC FILE DIGITALLY SIGNED AND SEALED UNDER RULE 61G15-23.004, F.A.C.



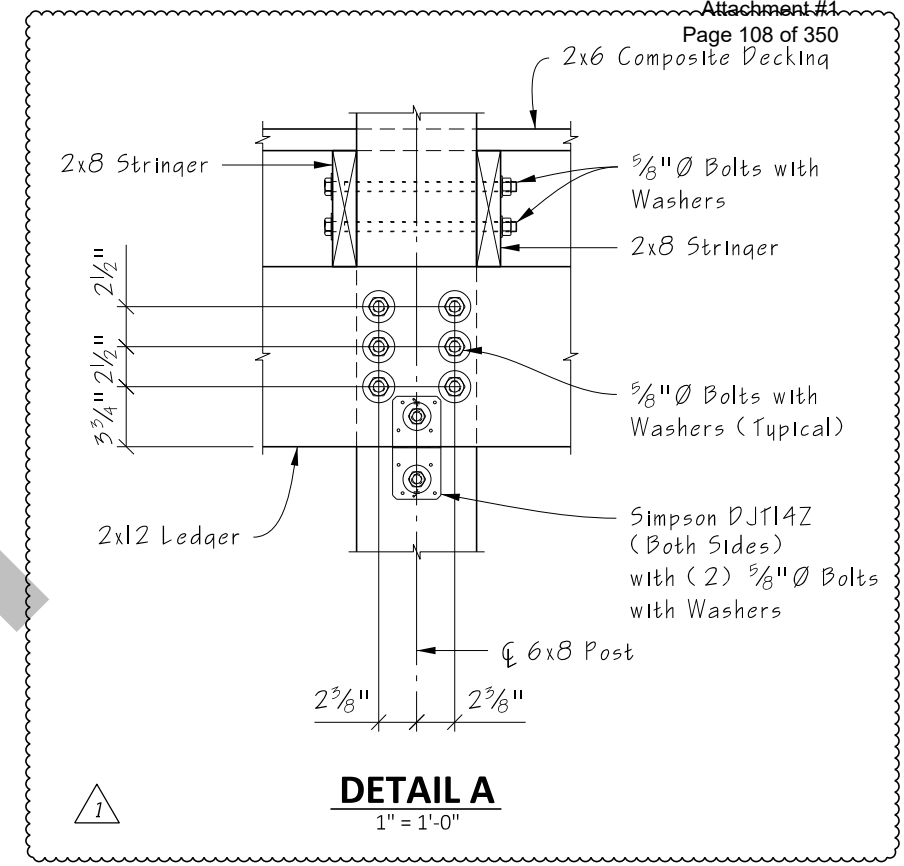
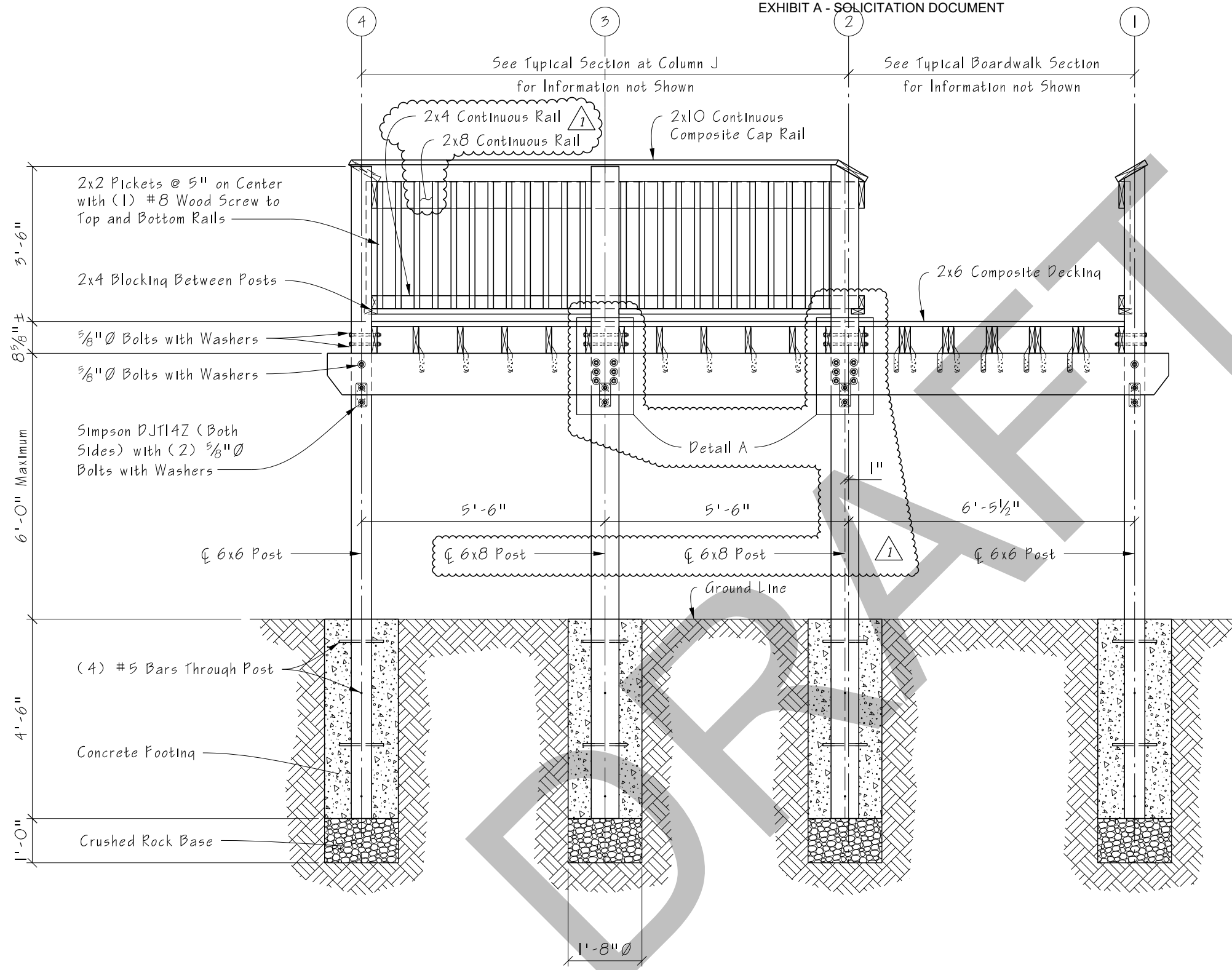
TYPICAL BOARDWALK SECTION
3/8" = 1'-0"

PARTIAL BOARDWALK ELEVATION
3/8" = 1'-0"

| REVISIONS | | | | Juan Ortega-Rosales, P.E. P.E. LICENSE NUMBER 64033 Greenman-Pedersen, Inc. 1590 Village Square Boulevard Tallahassee, FL 32309 | LEON COUNTY DEPARTMENT OF PUBLIC WORKS | | | SHEET NO. 55 |
|-----------|---|------|-------------|---|---|--------|----------------------------|---------------------|
| DATE | DESCRIPTION | DATE | DESCRIPTION | | ROAD NO. | COUNTY | FINANCIAL PROJECT ID | |
| 3/15/21 | 1 MODIFIED TOP RAIL SIZE AND BOLT SPACING | | | N/A | LEON | N/A | BOARDWALK DETAILS (1 OF 5) | |

THE OFFICIAL RECORD OF THIS SHEET IS THE ELECTRONIC FILE DIGITALLY SIGNED AND SEALED UNDER RULE 61G15-23.004, F.A.C.

EXHIBIT A - SOLICITATION DOCUMENT

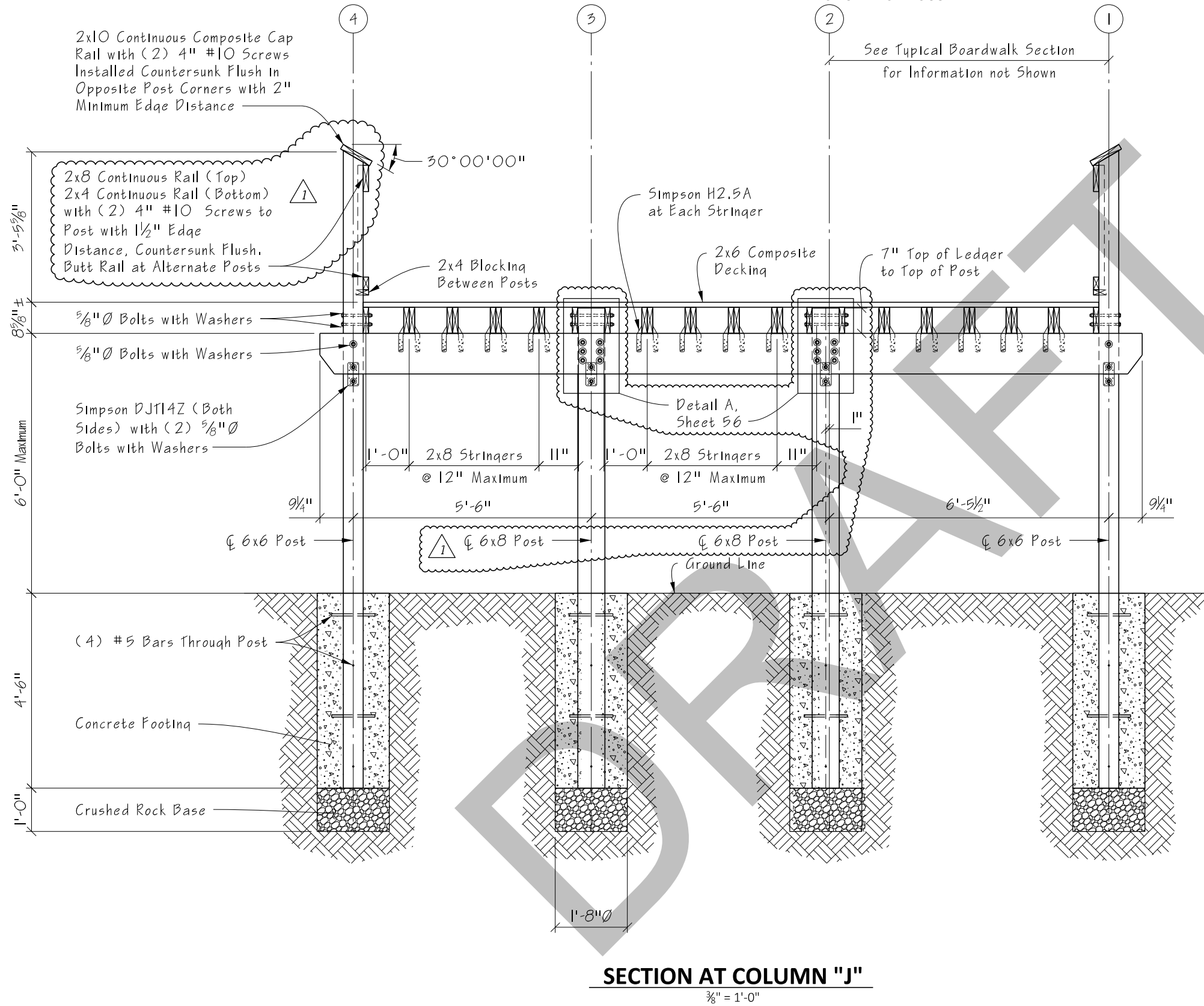


ELEVATION AT COLUMN "I"
 $\frac{3}{8}'' = 1'-0''$
 (Elevation at Column "K" Opposite Hand)

| REVISIONS | | | | Juan Ortega-Rosales, P.E. P.E. LICENSE NUMBER 64033 Greenman-Pedersen, Inc. 1590 Village Square Boulevard Tallahassee, FL 32309 | LEON COUNTY DEPARTMENT OF PUBLIC WORKS | | | SHEET NO. BOARDWALK DETAILS (2 OF 5) 56 |
|-----------|---|------|-------------|---|---|--------|----------------------|---|
| DATE | DESCRIPTION | DATE | DESCRIPTION | | ROAD NO. | COUNTY | FINANCIAL PROJECT ID | |
| 3/15/21 | 1 MODIFIED TOP RAIL SIZE, POST SIZE, AND POST CONNECTIONS. ADDED DETAIL A | | | N/A | LEON | N/A | | |

THE OFFICIAL RECORD OF THIS SHEET IS THE ELECTRONIC FILE DIGITALLY SIGNED AND SEALED UNDER RULE 61G15-23.004, F.A.C.

EXHIBIT A - SOLICITATION DOCUMENT



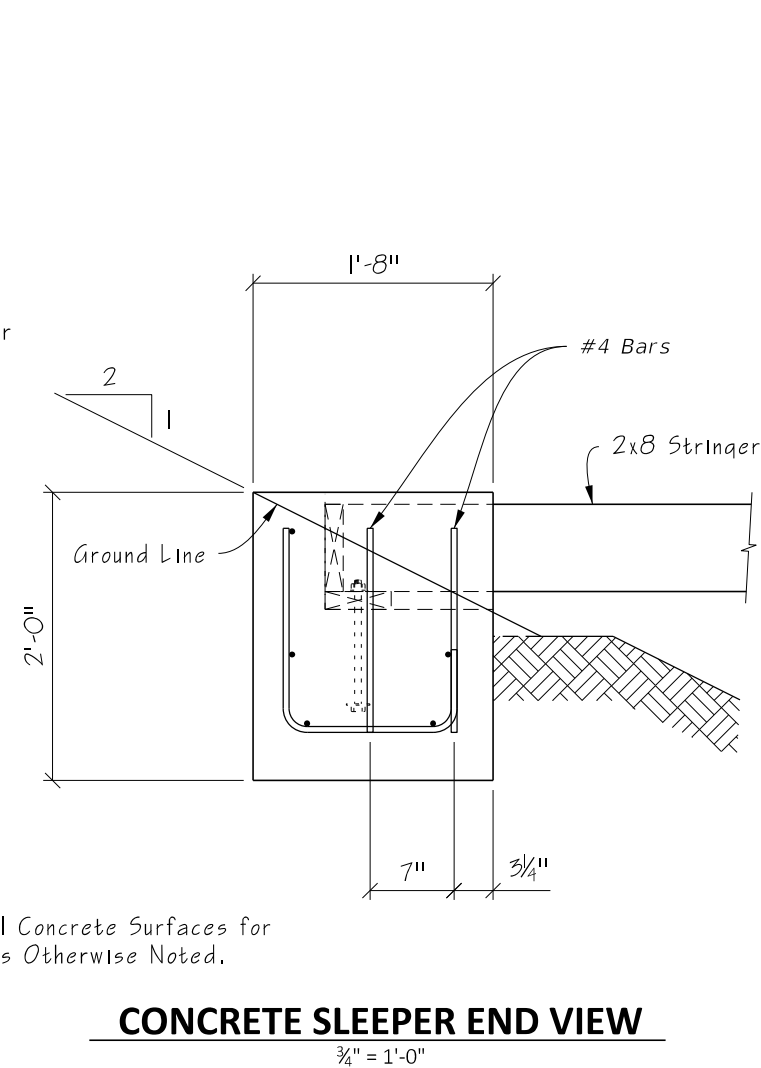
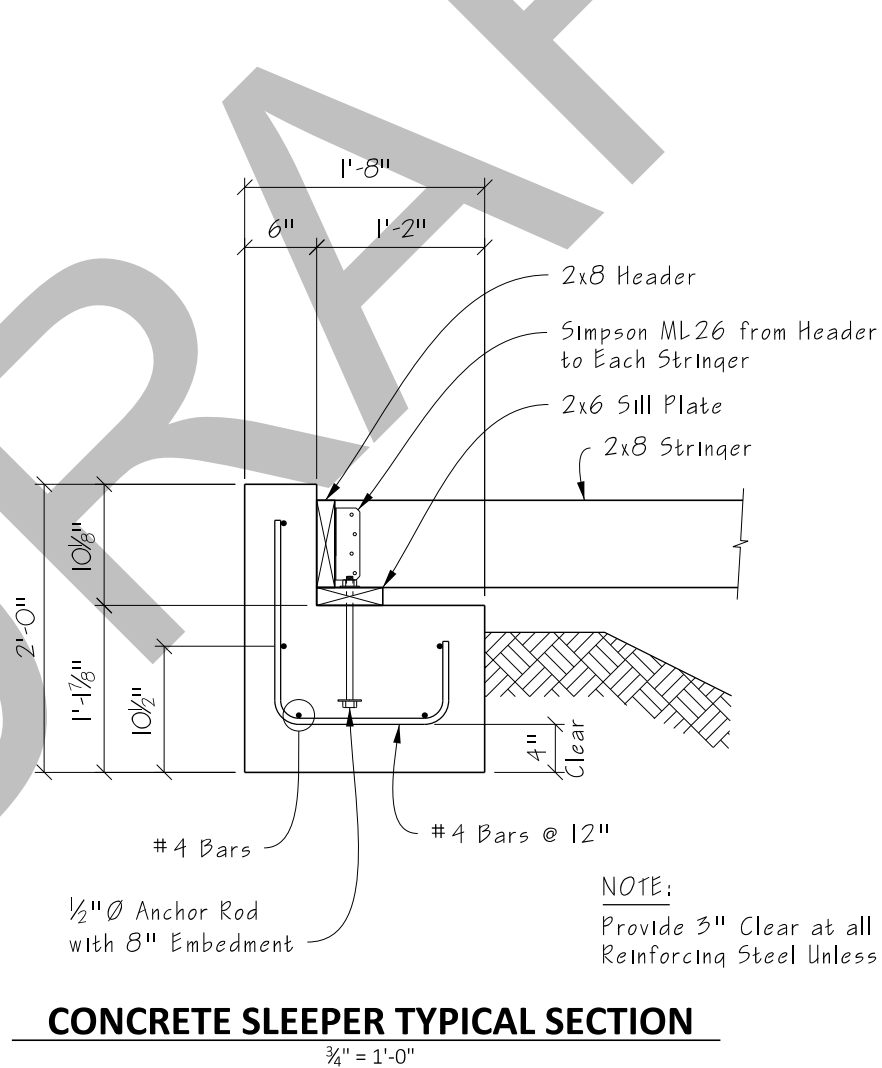
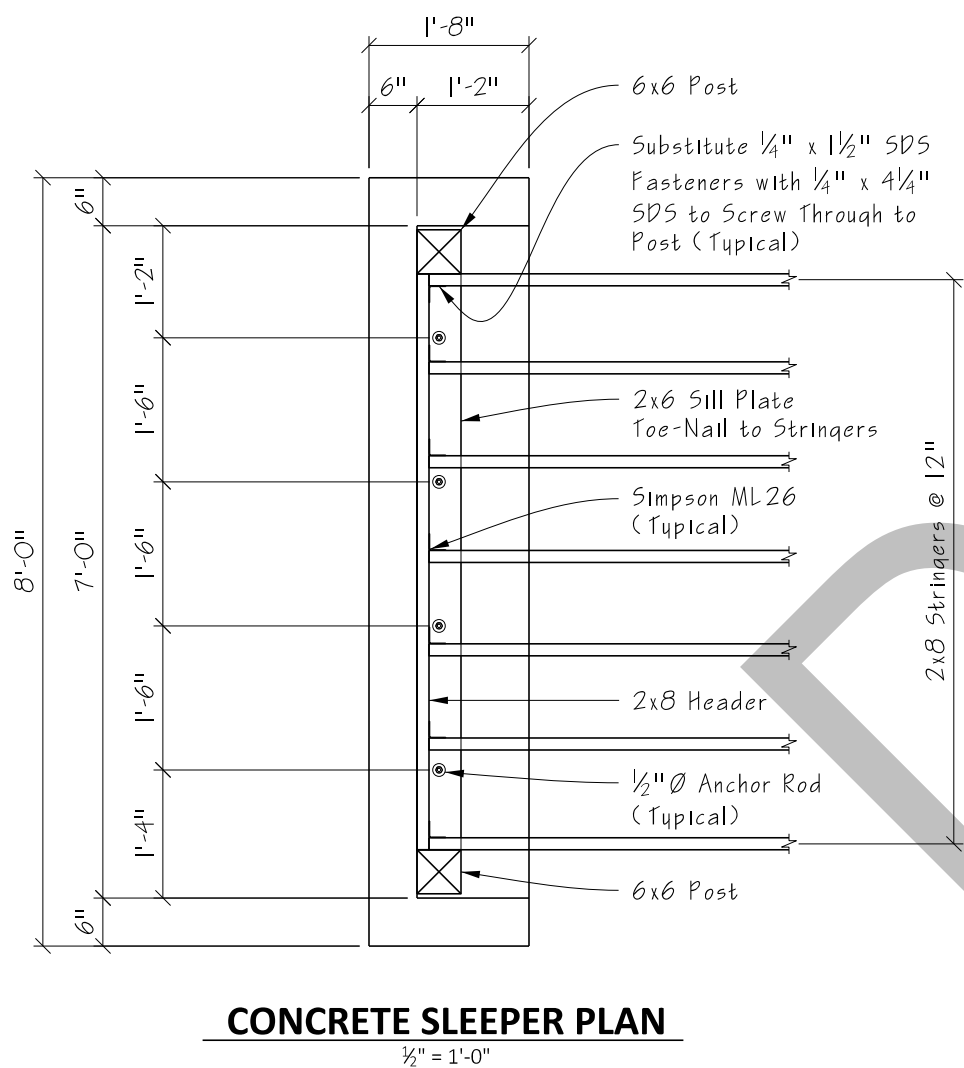
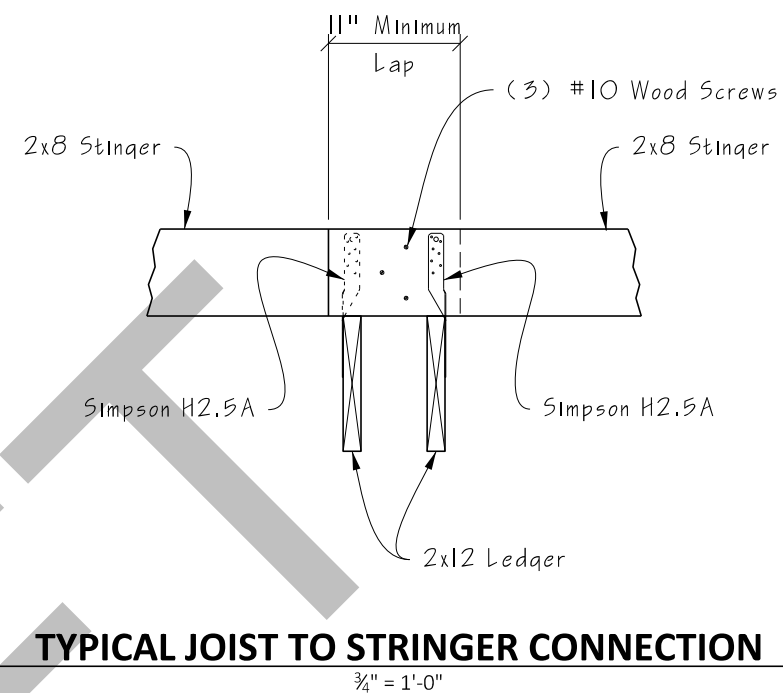
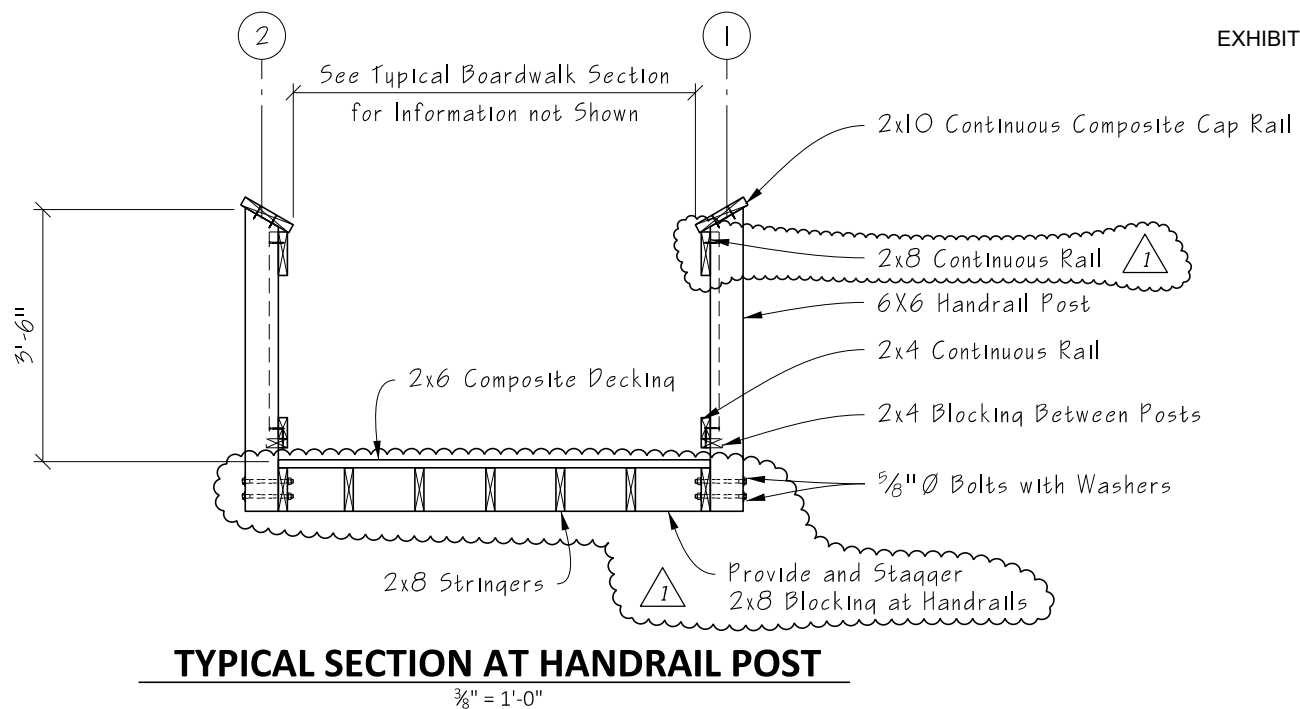
SECTION AT COLUMN "J"

3/8" = 1'-0"

| REVISIONS | | | | Juan Ortega-Rosales, P.E. P.E. LICENSE NUMBER 64033 Greenman-Pedersen, Inc. 1590 Village Square Boulevard Tallahassee, FL 32309 | LEON COUNTY DEPARTMENT OF PUBLIC WORKS | | | BOARDWALK DETAILS (3 OF 5) | SHEET NO. 57 |
|-----------|---|------|-------------|---|---|--------|----------------------|----------------------------|---------------------|
| DATE | DESCRIPTION | DATE | DESCRIPTION | | ROAD NO. | COUNTY | FINANCIAL PROJECT ID | | |
| 3/15/21 | 1 MODIFIED TOP RAIL SIZE, POST SIZE, AND POST CONNECTIONS. ADDED DETAIL A | | | | N/A | LEON | N/A | | |

THE OFFICIAL RECORD OF THIS SHEET IS THE ELECTRONIC FILE DIGITALLY SIGNED AND SEALED UNDER RULE 61G15-23.004, F.A.C.

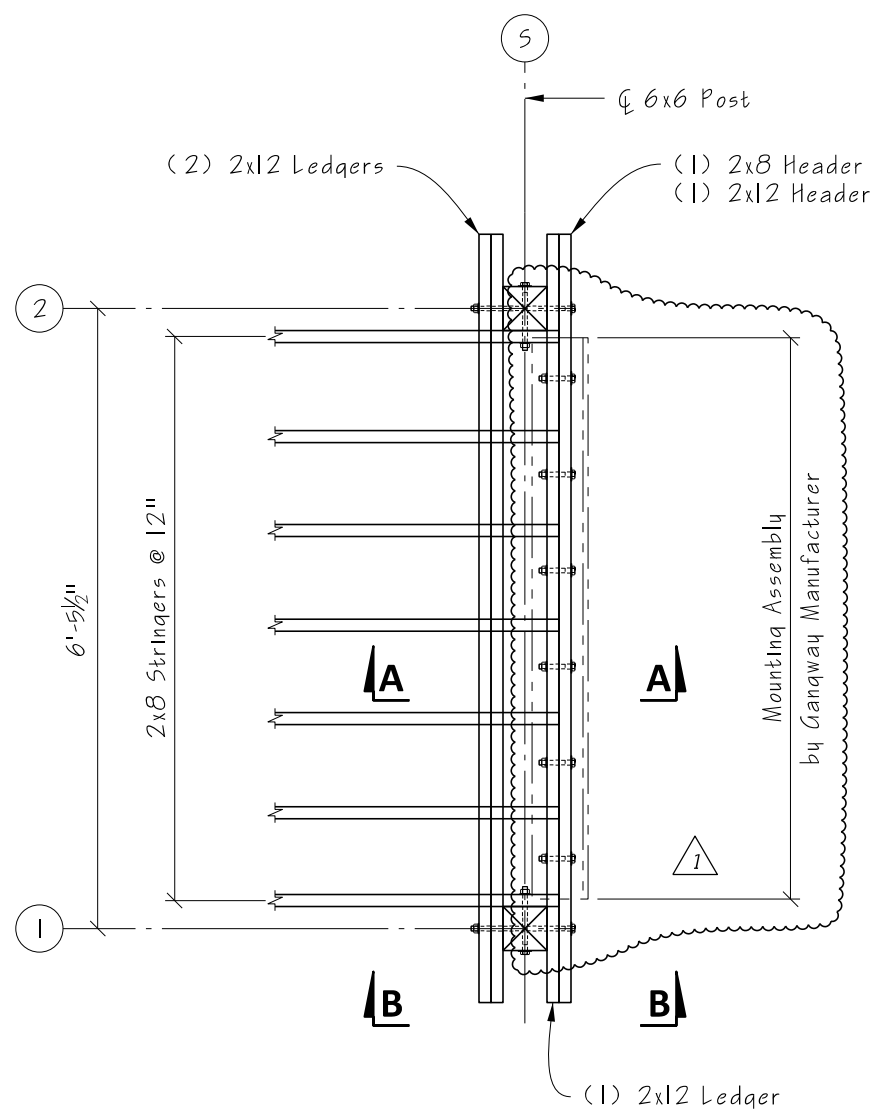
EXHIBIT A - SOLICITATION DOCUMENT



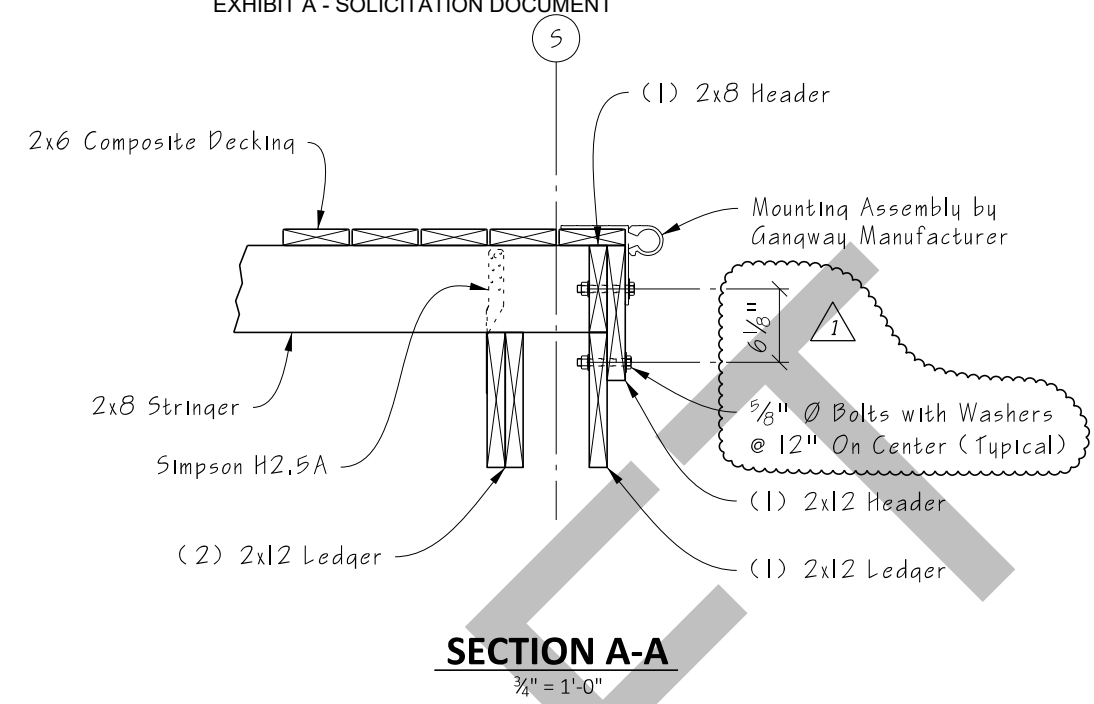
NOTE:
Provide 3" Clear at all Concrete Surfaces for Reinforcing Steel Unless Otherwise Noted.

| REVISIONS | | | | Juan Ortega-Rosales, P.E. P.E. LICENSE NUMBER 64033 Greenman-Pedersen, Inc. 1590 Village Square Boulevard Tallahassee, FL 32309 | LEON COUNTY DEPARTMENT OF PUBLIC WORKS | | | SHEET NO. BOARDWALK DETAILS (4 OF 5) 58 |
|-----------|---|------|-------------|---|---|--------|----------------------|---|
| DATE | DESCRIPTION | DATE | DESCRIPTION | | ROAD NO. | COUNTY | FINANCIAL PROJECT ID | |
| 3/15/21 | 1 ADD BLOCKING AT HANDRAIL AND MODIFIED RAIL SIZE | | | N/A | LEON | N/A | | |

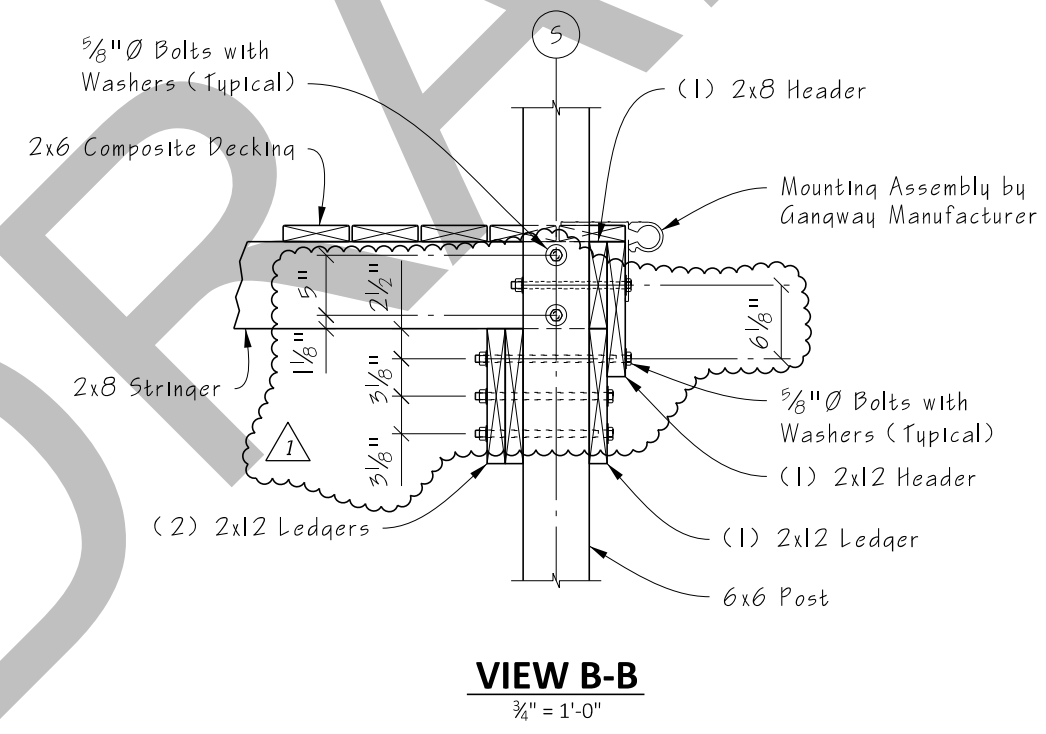
EXHIBIT A - SOLICITATION DOCUMENT



PLAN VIEW AT COLUMN "S"
1/2" = 1'-0"



SECTION A-A
3/4" = 1'-0"



VIEW B-B
3/4" = 1'-0"

DRAFT

| DATE | | DESCRIPTION | | DATE | | DESCRIPTION | |
|---------|--|--|--|------|--|-------------|--|
| 3/15/21 | | 1 MODIFIED CONNECTION AND BOLT SPACING. WIDENED GANGWAY MOUNTING ASSEMBLY. | | | | | |

Juan Ortega-Rosales, P.E.
P.E. LICENSE NUMBER 64033
Greenman-Pedersen, Inc.
1590 Village Square Boulevard
Tallahassee, FL 32309

LEON COUNTY
DEPARTMENT OF PUBLIC WORKS

| ROAD NO. | COUNTY | FINANCIAL PROJECT ID |
|----------|--------|----------------------|
| N/A | LEON | N/A |

BOARDWALK DETAILS (5 OF 5)

| | |
|--|-----------|
| | SHEET NO. |
| | 59 |

THE OFFICIAL RECORD OF THIS SHEET IS THE ELECTRONIC FILE DIGITALLY SIGNED AND SEALED UNDER RULE 61G15-23.004, F.A.C.

Specifications

1. Standard Modular Floating Dock Section

- a. Each floating dock section shall be composed of hand welded High Density Polyethylene (HDPE) sheet plastic, using non-rotationally molded floats with a 100% guaranteed universal wall thickness of 0.150 inches, and completely encapsulated expanded polystyrene (EPS) foam. The lid or top surface has a 2-1/2" lip around the entire float.
- b. HDPE plastic will have a levant non-skid texture. It will incorporate an ultraviolet inhibitor of UV-8 or better. All plastic material meets requirements of ASTM D4976 - PE 235 & FDA 21CFR 177.1520.
- c. The density of a section is equal to approximately .950 grams per cubic inch or .058 grams per cubic centimeter per ASTM D4883.
- d. Completely encapsulated EPS shall be 100% virgin material and be of a closed cell nature allowing no more than 3% water penetration. This specification will ensure all sections will never sink. Floatation shall not be accomplished by use of air pockets in any form.
- e. All EPS foam block used in the manufacturing process will be pre-cut and hand trimmed to exact size, then hand loaded into each float section to ensure 100% foam filled, air-tight encapsulation.
- f. Sections will have a marine grade aluminum frame surrounding the entire perimeter which will be 2" x 2" x .125" square tubing with radius corners made of 6061-T6 series aluminum. Each aluminum frame will be attached to the float section or HDPE top with 5/16" x 2-3/4" 304 series Stainless Steel carriage bolts.
- g. Each section shall have a maximum weight of no more than 120 pounds and shall draft no more than 1" under dead load. Specified live load capabilities of 62 pounds per cubic foot will be supported.

2. Connections of Standard Modular Float Sections

- a. All connectors provided for assembly of adjacent sections are designed for each individual custom configuration. Connectors shall be made from 6061-T6 Marine grade aluminum and typically be of 1.66" x 1.66" x .125" square tubing.
- b. Connectors will create a rigid and stable connection between float sections.
- c. Connectors will be bolted into place with a combination of 304 series Stainless Steel carriage bolts and hex cap screws.

3. Attachments

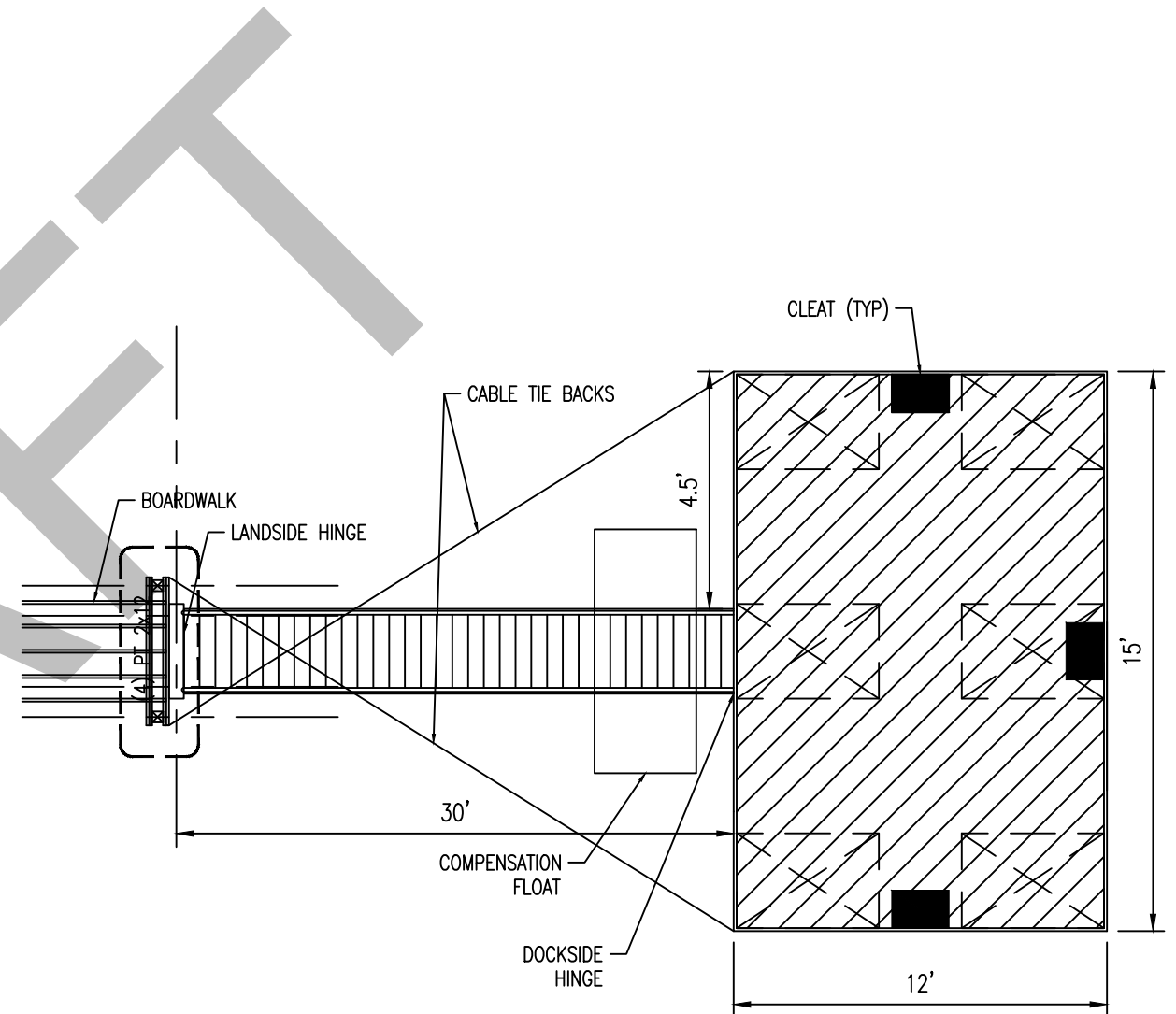
- a. Attachment method includes anchoring with gangway hinge points to proposed boardwalk as well as cross anchoring with cable tie backs underneath gangway. During field installation, the installer will have the ability to move the location of the attachment method on the floating dock as needed.
- b. Install anchor chain brackets on all four corners per manufacturer's recommendations.

4. Accessories

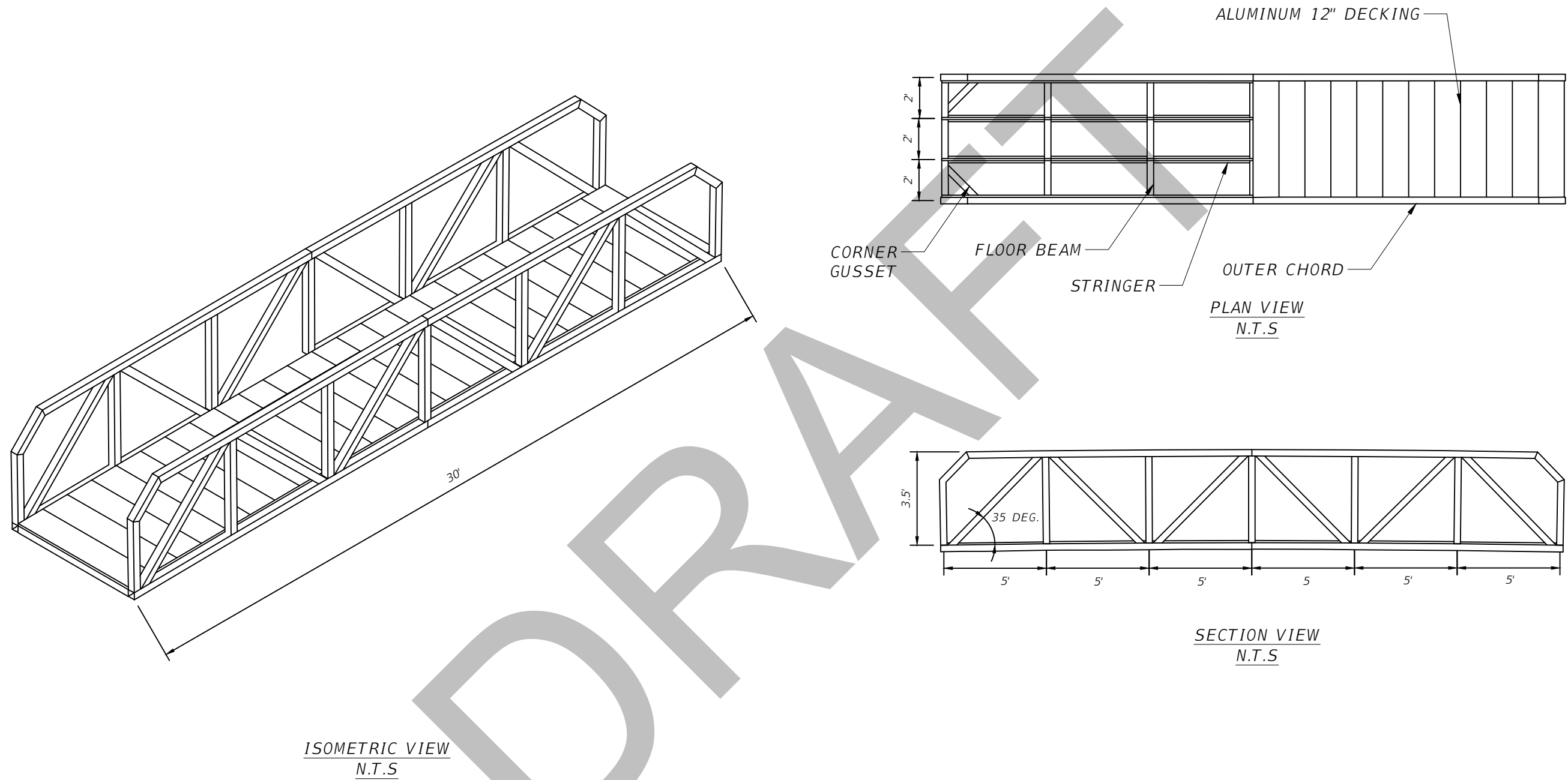
- a. All accessories will bolt directly into the framing system on every float section. There will be no set area where an accessory must be positioned. All accessories will bolt in the framing system with 304 series Stainless Steel hardware.
- b. Cleats - Aluminum - S-Style aluminum cleats, supplied with 1/2" mounting hardware. 2" x 2" x 0.125" Framing system will allow cleats to be installed anywhere along the perimeter of the floating dock system.
- c. Bumpstrip - will be installed with 5/16" carriage bolts and a double-sided adhesive tape on the exterior wall of the 2" x 2" x .125" aluminum frame on specified float sections prior to shipment. Bumpstrip will have a P Profile with either a clay tone or beige color.

5. Gangway

- a. Specified will evenly support distributed load of 50 pounds per square foot.



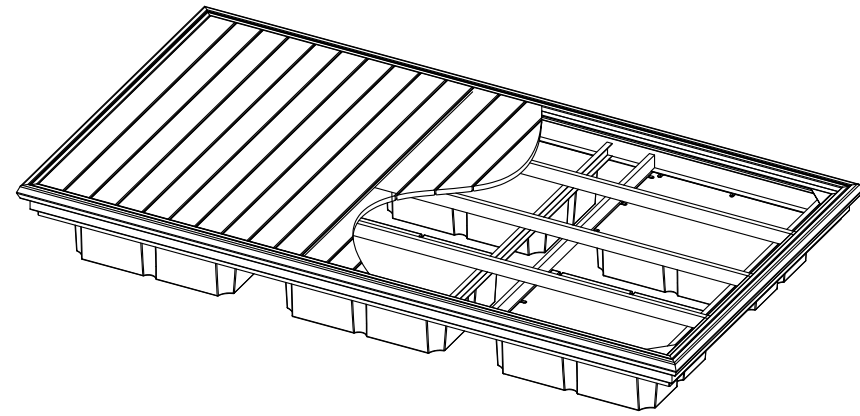
| REVISIONS | | | | DUSTIN T. EVANS, P.E. P.E. LICENSE NUMBER 71488 GREENMAN-PEDERSEN, INC. 1590 VILLAGE SQUARE BOULEVARD TALLAHASSEE, FLORIDA 32309 | LEON COUNTY DEPARTMENT OF PUBLIC WORKS | | | SHEET NO. 60 |
|-----------|-------------|------|-------------|--|---|--------|----------------------|------------------------|
| DATE | DESCRIPTION | DATE | DESCRIPTION | | ROAD NO. | COUNTY | FINANCIAL PROJECT ID | |
| --- | --- | --- | --- | | N/A | LEON | N/A | |



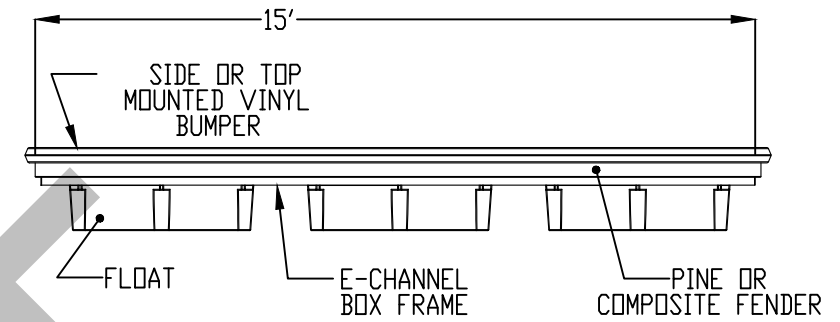
GANGWAY

| REVISIONS | | | | DUSTIN T. EVANS, P.E. P.E. LICENSE NUMBER 71488 GREENMAN-PEDERSEN, INC. 1590 VILLAGE SQUARE BOULEVARD TALLAHASSEE, FLORIDA 32309 | LEON COUNTY DEPARTMENT OF PUBLIC WORKS | | | SHEET NO. 61 |
|-----------|-------------|------|-------------|--|---|--------|----------------------|--|
| DATE | DESCRIPTION | DATE | DESCRIPTION | | ROAD NO. | COUNTY | FINANCIAL PROJECT ID | |
| --- | --- | --- | --- | | N/A | LEON | N/A | FLOATING DOCK DETAIL |
| | | | | | Jackson Ledford 2/24/2021 8:15:58 AM | | | P:\2016\2016012.05_Leon_County_ARP\600 CADD\0000000000\landscp\HSDTL01.dwg |

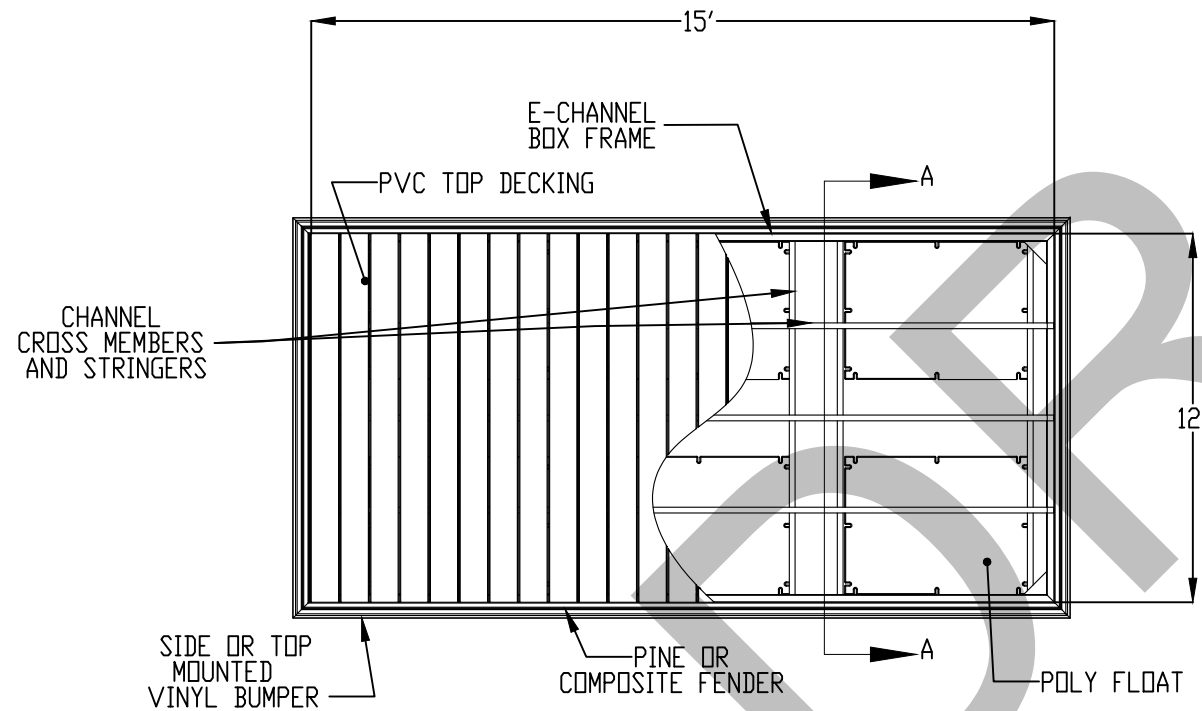
NOTICE: THE OFFICIAL RECORD OF THIS SHEET IS THE ELECTRONIC FILE DIGITALLY SIGNED AND SEALED UNDER RULE 61G15-23.004, F.A.C.



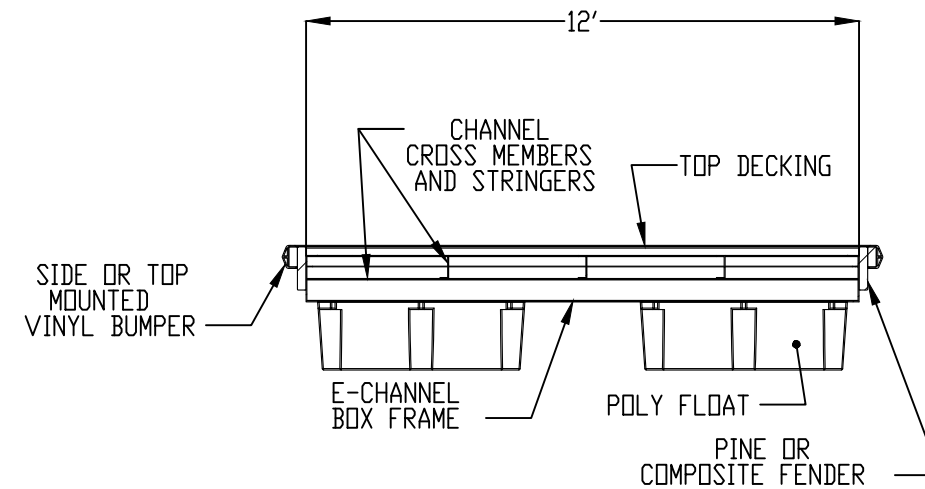
ISOMETRIC VIEW OF TOP DECKED FLOATING DOCK
SCALE: NTS



ELEVATION VIEW OF TOP DECKED FLOATING DOCK
SCALE: NTS



PLAN VIEW OF TOP DECKED FLOATING DOCK
SCALE: NTS



SECTION A-A
SCALE: NTS

| REVISIONS | | | |
|-----------|-------------|------|-------------|
| DATE | DESCRIPTION | DATE | DESCRIPTION |
| --- | --- | --- | --- |

DUSTIN T. EVANS, P.E.
P.E. LICENSE NUMBER 71488
GREENMAN-PEDERSEN, INC.
1590 VILLAGE SQUARE BOULEVARD
TALLAHASSEE, FLORIDA 32309

| | | |
|---|--------|----------------------|
| LEON COUNTY DEPARTMENT OF PUBLIC WORKS | | |
| ROAD NO. | COUNTY | FINANCIAL PROJECT ID |
| N/A | LEON | N/A |

FLOATING DOCK DETAIL

SHEET NO.
62

NOTICE: THE OFFICIAL RECORD OF THIS SHEET IS THE ELECTRONIC FILE DIGITALLY SIGNED AND SEALED UNDER RULE 61G15-23.004, F.A.C.

EXHIBIT A - SOLICITATION DOCUMENT

PAY ITEM NOTE

101-1: CLEANING AND RE-ESTABLISHING STAGING AREA TO ITS ORIGINAL CONDITION IS INCLUDED IN THE COST FOR MOBILIZATION

TRUCK APRON PAVERS: INCLUDES THE COST FOR INSTALLING PAVER, GEOFABRIC, AND POLYMERIC JOINT SAND.

WAYFINDING SIGNS: CONTACT APOGEE SIGNS, 251 FORTUNE BLVD, MIDWAY, FLORIDA 32343 AT 850-224-7446 FOR SIGN, SIGN POST, POST CAP PLATE, AND MOUNTING HARDWARE.

327-70-1: ALL MILLED MATERIAL TO BECOME PROPERTY OF LEON COUNTY LANDFILL. COORDINATE WITH SHAWN ABBOTT (LEON COUNTY LANDFILL) FOR ONSITE DELIVERY LOCATION.

1 ELECTRIC GATE SYSTEM: EXISTING GATE TO BECOME PROPERTY OF LEON COUNTY LANDFILL. COORDINATE WITH LANDFILL STAFF FOR ONSITE DELIVERY LOCATION.

TRUEGRID PAVING SYSTEM: INCLUDES COST OF YELLOW SUPERSPOTS.

SPECIAL DETOUR: INCLUDES COST OF MONITORING WELL ADJUSTMENT AND CAP.

522-1: INCLUDES COST OF FINAL ADJUSTMENT FOR MONITORING WELL AND FLUSH MOUNT CAP.

INDEX OF SUMMARY OF QUANTITIES

| SHEET NO. | SHEET DESCRIPTION |
|-----------|---|
| SQ-1 | SUMMARY OF LUMP SUM ITEMS SUMMARY OF GENERAL ITEMS |
| SQ-2 | SUMMARY OF TEMPORARY TRAFFIC CONTROL PLAN ITEMS |
| SQ-3 | SUMMARY OF EROSION AND SEDIMENT CONTROL DEVICES SUMMARY OF CLEARING AND GRUBBING & REMOVAL ITEMS |
| SQ-4 | SUMMARY OF EARTHWORK SUMMARY OF PAVEMENT |
| SQ-5 | SUMMARY OF RAILING SUMMARY OF CURB & GUTTER AND/OR TRAFFIC SEPARATORS |
| SQ-6 | SUMMARY OF SIDEWALK & DETECTABLE WARNINGS SUMMARY OF FENCING |
| SQ-7 | SUMMARY OF PERFORMANCE TURF SUMMARY OF DITCH PAVEMENT |
| SQ-8 | TABULATION OF LIGHTING QUANTITIES TABULATION OF QUANTITIES |

SUMMARY OF LUMP SUM ITEMS

| PAY ITEM NO. | PAY ITEM DESCRIPTION | QUANTITY | | DESIGN NOTES | CONSTRUCTION REMARKS |
|--------------|---------------------------------|----------|---|--------------|----------------------|
| | | P | F | | |
| 0101-1 | MOBILIZATION | 1 | | | |
| | BOARDWALK WITH OBSERVATION AREA | 1 | | | |
| | FLOATING DOCK SYSTEM | 1 | | | |

SUMMARY OF GENERAL ITEMS

| PAY ITEM NO. | PAY ITEM DESCRIPTION | LOCATION | | SIDE | UNIT | QUANTITY | | TOTAL | | DESIGN NOTES | CONSTRUCTION REMARKS |
|--------------|------------------------------|--------------|-------------|------|------|----------|---|-------|---|--------------|----------------------|
| | | STA. TO STA. | DESCRIPTION | | | P | F | P | F | | |
| | | | | | | | | | | | |
| | PADDLE LAUNCH | | | | | | | | | | |
| | -COVERED PLASTIC GARBAGE CAN | 31+53 | | | LS | 1 | | 1 | | | |
| | -RUBBER WHEEL STOP | 31+47 | | LT | EA | 1 | | 5 | | | |
| | | 31+47 | | LT | | 1 | | | | | |
| | | 31+47 | | LT | | 1 | | | | | |
| | | 31+47 | | LT | | 1 | | | | | |
| | | 31+47 | | LT | | 1 | | | | | |

REVISIONS

| DATE | DESCRIPTION | DATE | DESCRIPTION |
|-----------|--|------|-------------|
| 3/15/2021 | 1 ELECRTRIC GATE PAY ITEM NOTE ADDED | | |

DUSTIN T. EVANS, P.E.
P.E. LICENSE NUMBER 71488
GREENMAN-PEDERSEN, INC.
1590 VILLAGE SQUARE BOULEVARD
TALLAHASSEE, FLORIDA 32309

LEON COUNTY
DEPARTMENT OF PUBLIC WORKS

| ROAD NO. | COUNTY | FINANCIAL PROJECT ID |
|----------|--------|----------------------|
| N/A | LEON | N/A |

SUMMARY OF QUANTITIES

SHEET NO.
SQ-1

| SUMMARY OF TEMPORARY TRAFFIC CONTROL PLAN ITEMS | | | | | | | | | | | | | | | |
|---|--|-------|----------|----------|-------|----------|----------|-------|-----------|----------|-------|-------|---|--------------|----------------------|
| PAY ITEM NO. | PAY ITEM DESCRIPTION | UNIT | PHASE I | | | PHASE II | | | PHASE III | | | TOTAL | | DESIGN NOTES | CONSTRUCTION REMARKS |
| | | | DURATION | QUANTITY | TOTAL | DURATION | QUANTITY | TOTAL | DURATION | QUANTITY | TOTAL | P | F | | |
| | | | | P | P | | P | P | | | | | | | |
| 0102-1 | MAINTENANCE OF TRAFFIC | LS | | | | | | | | | | 1 | | 90 DAYS | |
| 0102-60 | WORK ZONE SIGN | ED | 20 | 5 | 100 | 45 | 5 | 225 | 25 | 4 | 100 | 1145 | | | |
| | -ADVANCE WARNING SIGNS | ED | 20 | | | 45 | | | 25 | | | | | | |
| | -PLANS | ED | 20 | | | 45 | | | 25 | | | | | | |
| | -STANDARD INDEX 600-605 & 611-613 - 9 SIGNS | ED | 20 | 8 | 160 | 45 | 8 | 360 | 25 | 8 | 200 | | | | |
| 0102-74-1 | CHANNELIZING DEVICE, TYPES I, II, DI, VP, DRUM, OR LCD | ED | 20 | 20 | 400 | 45 | 22 | 990 | 25 | 22 | 550 | 1940 | | | |
| 0102-74-2 | CHANNELIZING DEVICE, TYPES III, 6' | ED | 20 | | | 45 | 6 | 270 | 25 | 2 | 50 | 320 | | | |
| 0102-99 | CHANGEABLE-VARIABLE MESSAGE SIGN, TEMPORARY | ED | 20 | 3 | 60 | 45 | 3 | 135 | 25 | 3 | 75 | 270 | | | |
| 1020-2-300 | | | | | | | | | | | | | | | |
| 102-2-200 | SPECIAL DETOUR | LS/SY | | 800 | | | | | | | | 800 | | | |
| | -TEMPORARY PAVEMENT | | | | | | | | | | | | | | |
| | -EXCAVATION | | | | | | | | | | | | | | |
| | -EMBANKMENT | | | | | | | | | | | | | | |
| 0710-11-101 | PAINTED PAVEMENT MARKINGS, STANDARD, WHITE, SOLID, 6" | GM | | | | | 0.179 | | | 0.915 | | 1.094 | | | |
| 0710-11-123 | PAINTED PAVEMENT MARKINGS, STANDARD, WHITE, SOLID, 12" | LF | | | | | | | | 254 | | 254 | | | |
| 0710-11-125 | PAINTED PAVEMENT MARKINGS, STANDARD, WHITE, SOLID, 24" | LF | | | | | | | | 144 | | 144 | | | |
| 0710-11-141 | PAINTED PAVEMENT MARKINGS, STANDARD, WHITE, SKIP, 6" (2'-4') | GM | | | | | | | | 0.017 | | 0.017 | | | |
| 0710-11-201 | PAINTED PAVEMENT MARKINGS, STANDARD, YELLOW, SOLID, 6" | GM | | | | | 0.179 | | | 0.913 | | 1.092 | | | |
| 0710-11-421 | PAINTED PAVEMENT MARKINGS, STANDARD, BLUE, SOLID FOR PARKING LOT-ACCESSIBLE MARKINGS, 6" | LF | | | | | | | | 49 | | 49 | | | |

| <p style="text-align: center;">REVISIONS</p> <table border="1"> <thead> <tr> <th>DATE</th> <th>DESCRIPTION</th> <th>DATE</th> <th>DESCRIPTION</th> </tr> </thead> <tbody> <tr> <td>---</td> <td>---</td> <td>---</td> <td>---</td> </tr> </tbody> </table> | | | | DATE | DESCRIPTION | DATE | DESCRIPTION | --- | --- | --- | --- | <p>DUSTIN T. EVANS, P.E. P.E. LICENSE NUMBER 71488 GREENMAN-PEDERSEN, INC. 1590 VILLAGE SQUARE BOULEVARD TALLAHASSEE, FLORIDA 32309</p> | <p style="text-align: center;">LEON COUNTY DEPARTMENT OF PUBLIC WORKS</p> <table border="1"> <thead> <tr> <th>ROAD NO.</th> <th>COUNTY</th> <th>FINANCIAL PROJECT ID</th> </tr> </thead> <tbody> <tr> <td>N/A</td> <td>LEON</td> <td>N/A</td> </tr> </tbody> </table> | ROAD NO. | COUNTY | FINANCIAL PROJECT ID | N/A | LEON | N/A | <p style="text-align: center;"><i>SUMMARY OF QUANTITIES</i></p> | <p>SHEET NO. SQ-2</p> |
|--|-------------|----------------------|-------------|------|-------------|------|-------------|-----|-----|-----|-----|---|---|----------|--------|----------------------|-----|------|-----|---|---------------------------|
| DATE | DESCRIPTION | DATE | DESCRIPTION | | | | | | | | | | | | | | | | | | |
| --- | --- | --- | --- | | | | | | | | | | | | | | | | | | |
| ROAD NO. | COUNTY | FINANCIAL PROJECT ID | | | | | | | | | | | | | | | | | | | |
| N/A | LEON | N/A | | | | | | | | | | | | | | | | | | | |

EXHIBIT A - SOLICITATION DOCUMENT

| SUMMARY OF EROSION AND SEDIMENT CONTROL DEVICES | | | | | | | | | | | |
|---|----|----------|-------|------------------|---|----------------------------|-----|----------------|-----|--------------|----------------------|
| LOCATION | | | SIDE | SEDIMENT BARRIER | | FLOATING TURBIDITY BARRIER | | TREE BARRICADE | | DESIGN NOTES | CONSTRUCTION REMARKS |
| STA. TO STA. | | | | 0104-10-3 | | 0104-11 | | 0110-21 | | | |
| | | | | LF | | EA | | LF | | | |
| | | | P | F | P | F | P | F | | | |
| 1+42.00 | to | 4+15.00 | RT | 306 | | | | | | ROUNDBABOUT | |
| 1+45.00 | to | 3+61.00 | LT | 240 | | | | | | | |
| 3+46.00 | to | 3+61.00 | LT | 37 | | | | | | | |
| 4+38.00 | to | 6+19.00 | RT | 211 | | | | | | | |
| 4+39.00 | to | 6+05.00 | LT | 194 | | | | | | | |
| 6+43.00 | to | 6+44.00 | RT | 21 | | | | | | | |
| 6+46.00 | to | 6+47.00 | LT | 21 | | | | | | | |
| 1+31.68 | to | 1+69.84 | LT | | | | | 44 | | | |
| 1+36.51 | to | 2+20.13 | RT | | | | | 125 | | | |
| 2+11.34 | to | 2+98.66 | LT | | | | | 108 | | | |
| 31+22.00 | to | 32+39.00 | LT | 215 | | | | | | PADDLELAUNCH | |
| 31+28.00 | to | 32+82.00 | RT | 152 | | | | | | | |
| 30+84.00 | to | 31+43.00 | LT/RT | | | | | 76 | | | |
| 31+78.00 | to | 32+67.00 | RT | | | | | 92 | | | |
| 33+07.00 | to | 33+60.00 | RT/LT | | | | 124 | | | | |
| SUBTOTAL: | | | | 1,396 | | | 124 | | 445 | | |
| TOTAL: | | | | 1,396 | | | 124 | | 445 | | |

| SUMMARY OF CLEARING AND GRUBBING & REMOVAL ITEMS | | | | | | | | | | | | | | |
|--|-----------------------|----------|-------------|-------|---------|-------|-------------------------------|--|----------|---|-------|---|--------------|----------------------|
| PAY ITEM NO. | PAY ITEM DESCRIPTION | LOCATION | | SIDE | AREA ID | UNITS | SECONDARY UNITS (IF LUMP SUM) | | QUANTITY | | TOTAL | | DESIGN NOTES | CONSTRUCTION REMARKS |
| | | STA. | TO STA. | | | | AREA (AC) | | P | F | P | F | | |
| 0110-1-1 | CLEARING AND GRUBBING | | | | | AC | | | | | 1.081 | | | |
| | -ROADWAY | 1+50.00 | to 7+00.00 | RT/LT | | | | | 0.963 | | | | | |
| | -PADDLE LAUNCH | 31+20.00 | to 33+09.00 | RT/LT | | | | | 0.118 | | | | | |

| <p>REVISIONS</p> <table border="1"> <thead> <tr> <th>DATE</th> <th>DESCRIPTION</th> <th>DATE</th> <th>DESCRIPTION</th> </tr> </thead> <tbody> <tr> <td>3/15/2021</td> <td>1 ADD TREE BARRICADE</td> <td></td> <td></td> </tr> </tbody> </table> | | | | DATE | DESCRIPTION | DATE | DESCRIPTION | 3/15/2021 | 1 ADD TREE BARRICADE | | | <p>DUSTIN T. EVANS, P.E. P.E. LICENSE NUMBER 71488 GREENMAN-PEDERSEN, INC. 1590 VILLAGE SQUARE BOULEVARD TALLAHASSEE, FLORIDA 32309</p> | <p>LEON COUNTY DEPARTMENT OF PUBLIC WORKS</p> <table border="1"> <thead> <tr> <th>ROAD NO.</th> <th>COUNTY</th> <th>FINANCIAL PROJECT ID</th> </tr> </thead> <tbody> <tr> <td>N/A</td> <td>LEON</td> <td>N/A</td> </tr> </tbody> </table> | ROAD NO. | COUNTY | FINANCIAL PROJECT ID | N/A | LEON | N/A | <p><i>SUMMARY OF QUANTITIES</i></p> | <p>SHEET NO. SQ-3</p> |
|---|----------------------|----------------------|-------------|------|-------------|------|-------------|-----------|----------------------|--|--|---|---|----------|--------|----------------------|-----|------|-----|-------------------------------------|---------------------------|
| DATE | DESCRIPTION | DATE | DESCRIPTION | | | | | | | | | | | | | | | | | | |
| 3/15/2021 | 1 ADD TREE BARRICADE | | | | | | | | | | | | | | | | | | | | |
| ROAD NO. | COUNTY | FINANCIAL PROJECT ID | | | | | | | | | | | | | | | | | | | |
| N/A | LEON | N/A | | | | | | | | | | | | | | | | | | | |

NOTICE: THE OFFICIAL RECORD OF THIS SHEET IS THE ELECTRONIC FILE DIGITALLY SIGNED AND SEALED UNDER RULE 61G15-23.004, F.A.C.

EXHIBIT A - SOLICITATION DOCUMENT
SUMMARY OF EARTHWORK

| PAY ITEM NO. | PAY ITEM DESCRIPTION | CY | | DESIGN NOTES | CONSTRUCTION REMARKS |
|--------------|--------------------------------------|--------------|---|--------------|----------------------|
| | | P | F | | |
| 0120-1 | REGULAR EXCAVATION | | | | |
| | ROADWAY | 7,658 | | | |
| | PADDLE LAUNCH | 80 | | | |
| | TOTAL REGULAR EXCAVATION | 7,737 | | | |
| 0120-2-2 | BORROW EXCAVATION | | | | |
| | ROADWAY | 2,490 | | | |
| | PADDLE LAUNCH | 12 | | | |
| | FILL ADJUSTMENT (40%) = ((3935)*0.4) | 1,001 | | | |
| | SUBTOTAL = | 3,503 | | | |
| | TRUCK ADJUSTMENT (25%) = (6658*0.25) | 876 | | | |
| | TOTAL BORROW EXCAVATION | 4,379 | | | |

SUMMARY OF PAVEMENT

| PAY ITEM NO. | PAY ITEM DESCRIPTION | LOCATION | | SIDE | AREA ID | UNIT | QUANTITY | | TOTAL | | DESIGN NOTES | CONSTRUCTION REMARKS |
|--------------|--|----------|-------------|------|---------|------|-------------|---|--------|---|--------------|----------------------|
| | | STA. TO | STA. | | | | DESCRIPTION | P | F | P | | |
| 0160-4 | TYPE "B" STABILIZATION | 2+60.00 | to 6+00.00 | | 40751FD | SY | 1,923 | | 1,923 | | | |
| 0285-704 | OPTIONAL BASE, BASE GROUP 04 | 31+32.78 | to 31+51.32 | | 40771DD | SY | 153 | | 153 | | | |
| 0285-706 | OPTIONAL BASE, BASE GROUP 06 | 2+60.00 | to 6+00.00 | | 40751FD | SY | 1,923 | | 2,115 | | | |
| | | 4+75.27 | to 5+42.29 | | 40761CD | SY | 191 | | | | | |
| 0327-70-1 | MILLING EXIST ASPH PAVT, 1" AVG DEPTH | 0+99.31 | to 2+35.00 | | 406C51E | SY | 356 | | 5,694 | | | |
| | | 6+00.00 | to 26+60.00 | | 406E24B | SY | 5,338 | | | | | |
| 0334-1-52 | SUPERPAVE ASPHALTIC CONCRETE (TRAFFIC B, PG 76-22) | 0+99.31 | to 2+35.00 | | 406E300 | TN | 19.81 | | 530.19 | | | |
| | | 1+80.00 | to 6+00.00 | | 40751AB | TN | 205.44 | | | | | |
| | | 6+00.00 | to 26+60.00 | | 406F23A | TN | 304.55 | | | | | |
| | | 2+25.00 | to 2+60.00 | | | TN | 0.08 | | | | | |
| | | 5+75.00 | to 6+20.00 | | | TN | 0.30 | | | | | |
| | TRUCK APRON PAVERS | 4+75.27 | to 5+42.29 | | 406D32C | SF | 1,722 | | 1,722 | | | |
| | TRIAx TX GEOGRID | 31+32.00 | to 31+52.00 | | | SF | 865 | | 865 | | | |
| | TRUEGRID PAVING SYSTEM | 31+32.00 | to 31+52.00 | | | SF | 865 | | 865 | | | |
| | TRUEGRID AGGREGATE | 31+32.00 | to 31+52.00 | | | SY | 96.1 | | 96.1 | | | |

| REVISIONS | | | |
|-----------|--------------------------------|------|-------------|
| DATE | DESCRIPTION | DATE | DESCRIPTION |
| 3/15/2021 | 1 REVISED EARTHWORK QUANTITIES | | |

DUSTIN T. EVANS, P.E.
P.E. LICENSE NUMBER 71488
GREENMAN-PEDERSEN, INC.
1590 VILLAGE SQUARE BOULEVARD
TALLAHASSEE, FLORIDA 32309

| LEON COUNTY DEPARTMENT OF PUBLIC WORKS | | |
|---|--------|----------------------|
| ROAD NO. | COUNTY | FINANCIAL PROJECT ID |
| N/A | LEON | N/A |

SUMMARY OF QUANTITIES

| | |
|-----------|------|
| SHEET NO. | SQ-4 |
|-----------|------|

NOTICE: THE OFFICIAL RECORD OF THIS SHEET IS THE ELECTRONIC FILE DIGITALLY SIGNED AND SEALED UNDER RULE 61G15-23.004, F.A.C.

SUMMARY OF QUANTITIES

| LOCATION | SIDE | PIPE HANDRAIL - GUIDERAIL | | BICYCLE RACK | | DESIGN NOTES | CONSTRUCTION REMARKS |
|---------------------------|------|---------------------------|--|--------------|---|--------------|----------------------|
| | | 0515-1-2 | | EA | | | |
| | | LF | | P | F | | |
| BASELINE CONST. BALLFIELD | | | | | | | |
| 52+88.13 to 52+96.91 | RT | 9.0 | | | | | |
| 52+85.74 to 52+94.59 | LT | 9.0 | | | | | |
| BASELINE CONST. BOARDWALK | | | | | | | |
| 31+39.00 | RT | | | 1.0 | | | |
| TOTAL: | | 18 | | 1 | | | |

SUMMARY OF CURB & GUTTER AND/OR TRAFFIC SEPARATORS

| PAY ITEM NO. | PAY ITEM DESCRIPTION | LOCATION | | SIDE | AREA ID | UNIT | QUANTITY | | | | TOTAL | | DESIGN NOTES | CONSTRUCTION REMARKS | |
|--------------|--------------------------------|--------------|------------|------|---------|------|--------------|------------|--------|------------|-------|-----|--------------|----------------------|---|
| | | STA. TO STA. | | | | | GROSS LENGTH | DEDUCTIONS | | NET LENGTH | | P | | | F |
| | | | | | | | | TYPE | LENGTH | P | F | | | | |
| 0520-1-10 | CONCRETE CURB & GUTTER, TYPE F | 3+01.05 | to 3+04.88 | LT | | LF | 4.0 | | | | | 425 | | | |
| | | 3+11.42 | to 3+25.31 | LT | | LF | 15.0 | | | | | | | | |
| | | 3+30.77 | to 3+77.34 | LT | | LF | 71.4 | | | | | | | | |
| | | 3+60.75 | to 3+69.80 | LT | | LF | 18.4 | | | | | | | | |
| | | 3+72.02 | to 3+78.18 | LT | | LF | 16.6 | | | | | | | | |
| | | 4+18.74 | to 4+88.37 | LT | | LF | 89.6 | | | | | | | | |
| | | 4+94.25 | to 4+99.01 | LT | | LF | 4.8 | | | | | | | | |
| | | 5+06.13 | to 5+09.99 | LT | | LF | 3.9 | | | | | | | | |
| | | 3+01.10 | to 3+05.11 | RT | | LF | 3.9 | | | | | | | | |
| | | 3+12.40 | to 3+27.75 | RT | | LF | 14.9 | | | | | | | | |
| | | 3+33.91 | to 3+96.93 | RT | | LF | 75.6 | | | | | | | | |
| | | 4+00.00 | to 4+04.04 | RT | | LF | 9.3 | | | | | | | | |
| | | 4+06.33 | to 4+08.84 | RT | | LF | 7.4 | | | | | | | | |
| | | 4+32.43 | to 4+33.19 | RT | | LF | 7.8 | | | | | | | | |
| | | 4+32.35 | to 4+33.23 | RT | | LF | 9.6 | | | | | | | | |
| | | 4+34.42 | to 4+82.98 | RT | | LF | 63.2 | | | | | | | | |
| | | 4+88.81 | to 4+93.40 | RT | | LF | 4.7 | | | | | | | | |
| | | 5+00.19 | to 5+04.18 | RT | | LF | 4.7 | | | | | | | | |
| 0520-2-1 | CONCRETE CURB, TYPE A | 3+84.42 | to 3+32.83 | LT | | LF | 153.4 | | | | | 466 | | | |
| | | 3+00.19 | to 3+28.89 | LT | | LF | 66.2 | | | | | | | | |
| | | 3+36.14 | to 3+55.15 | LT | | LF | 66.6 | | | | | | | | |
| | | 3+93.21 | to 3+98.89 | LT | | LF | 19.9 | | | | | | | | |
| | | 3+90.88 | to 4+03.89 | LT | | LF | 34.2 | | | | | | | | |
| | | 4+10.19 | to 4+22.39 | RT | | LF | 36.6 | | | | | | | | |
| | | 4+13.55 | to 4+19.52 | RT | | LF | 21.0 | | | | | | | | |
| | | 4+62.32 | to 4+81.84 | LT | | LF | 67.8 | | | | | | | | |
| 0520-2-8 | CONCRETE CURB, TYPE RA | 4+74.17 | to 5+43.50 | LT | | LF | 219.9 | | | | | 220 | | | |

REVISIONS

| DATE | DESCRIPTION | DATE | DESCRIPTION |
|------|-------------|------|-------------|
| --- | --- | --- | --- |

DUSTIN T. EVANS, P.E.
P.E. LICENSE NUMBER 71488
GREENMAN-PEDERSEN, INC.
1590 VILLAGE SQUARE BOULEVARD
TALLAHASSEE, FLORIDA 32309

LEON COUNTY
DEPARTMENT OF PUBLIC WORKS

| ROAD NO. | COUNTY | FINANCIAL PROJECT ID |
|----------|--------|----------------------|
| N/A | LEON | N/A |

SUMMARY OF QUANTITIES

SHEET NO.
SQ-5

NOTICE: THE OFFICIAL RECORD OF THIS SHEET IS THE ELECTRONIC FILE DIGITALLY SIGNED AND SEALED UNDER RULE 61G15-23.004, F.A.C.

SUMMARY OF SIDEWALK & DETECTABLE WARNINGS

| LOCATION STA. TO STA. | SIDE | AREA ID | LENGTH | WIDTH | CONC SIDEWALK 6" | | CONC SIDEWALK 4" | | DETECTABLE WARNINGS | | DESIGN NOTES | CONSTRUCTION REMARKS |
|------------------------------|-------|---------|--------|-------|------------------|------|------------------|-------|---------------------|-------|-----------------------------|----------------------|
| | | | | | 0522-2 | | 0522-1 | | 0527-2 | | | |
| | | | | | SY | | SY | | SF | | | |
| | | | | | P | F | P | F | P | F | | |
| SIDEWALKS | | | | | | | | | | | | |
| 3+23.05 to 3+69.40 | LT | | 76.69 | 6 | | | 51.1 | | | | ROUNDAABOUT | |
| 3+26.89 to 4+00.77 | RT | | 98.74 | 6 | | | 65.8 | | | | | |
| 4+24.25 to 4+97.03 | LT | | 93.92 | 6 | | | 62.6 | | | | | |
| 4+41.81 to 4+89.29 | RT | | 83.71 | 6 | | | 55.8 | | | | | |
| 31+32.78 to 31+51.32 | RT/LT | | | | 56.9 | | | | | | PADDLE LAUNCH AND BIKE RACK | |
| 3+27.68 | LT | | | | | | | | 10.0 | | ROUNDAABOUT | |
| 3+30.71 | RT | | | | | | | | 10.0 | | | |
| 3+32.24 | LT | | | | | | | | 10.0 | | | |
| 3+32.26 | LT | | | | | | | | 10.0 | | | |
| 3+69.26 | LT | | | | | | | | 10.0 | | | |
| 3+76.52 | LT | | | | | | | | 10.0 | | | |
| 3+92.45 | LT | | | | | | | | 10.0 | | | |
| 3+98.93 | RT | | | | | | | | 10.0 | | | |
| 4+00.97 | LT | | | | | | | | 10.0 | | | |
| 4+12.14 | RT | | | | | | | | 10.0 | | | |
| 4+18.38 | LT | | | | | | | | 10.0 | | | |
| 4+20.28 | RT | | | | | | | | 10.0 | | | |
| 4+35.15 | RT | | | | | | | | 10.0 | | | |
| 4+85.00 | RT | | | | | | | | 10.0 | | | |
| 4+85.98 | RT | | | | | | | | 10.0 | | | |
| 4+86.32 | RT | | | | | | | | 10.0 | | | |
| 4+91.73 | LT | | | | | | | | 10.0 | | | |
| TOTAL: | | | | | | 56.9 | | 235.4 | | 170.0 | | |

SUMMARY OF FENCING

| PAY ITEM NO. | DESCRIPTION | LOCATION | | SIDE | UNIT | QUANTITY | | TOTAL | | DESIGN NOTES | CONSTRUCTION REMARKS |
|--------------|---|--------------------|--|-------|------|--------------------|----|-------|------|--------------|----------------------|
| | | STA. TO STA. | | | | P | F | P | F | | |
| | | 0550-10-210 | FENCING, TYPE B, 0.0-5.0', STANDARD FEATURES | | | 3+71.50 to 4+09.13 | RT | LF | 57.7 | | |
| | | 4+36.07 to 4+69.05 | RT | LF | 56.2 | | | | | | |
| 550-60-400 | FENCE GATE, RESET EXISTING | 4+22.57 | | RT | EA | 1.0 | | 1 | | | |
| | ELECTRIC GATE SYSTEM, FURNISH AND INSTALL AND REMOVAL | 7+10.00 | | RT/LT | LS | 1.0 | | 1 | | | |

REVISIONS

| DATE | DESCRIPTION | DATE | DESCRIPTION |
|------|-------------|------|-------------|
| --- | --- | | |

DUSTIN T. EVANS, P.E.
P.E. LICENSE NUMBER 71488
GREENMAN-PEDERSEN, INC.
1590 VILLAGE SQUARE BOULEVARD
TALLAHASSEE, FLORIDA 32309

LEON COUNTY
DEPARTMENT OF PUBLIC WORKS
ROAD NO. COUNTY FINANCIAL PROJECT ID
N/A LEON N/A

SUMMARY OF QUANTITIES

SHEET NO.
SQ-6

NOTICE: THE OFFICIAL RECORD OF THIS SHEET IS THE ELECTRONIC FILE DIGITALLY SIGNED AND SEALED UNDER RULE 61G15-23.004, F.A.C.

EXHIBIT A - SOLICITATION DOCUMENT

SUMMARY OF PERFORMANCE TURF

| LOCATION | SIDE | AREA ID | LENGTH | WIDTH | PERFORMANCE TURF, SOD AND SOIL- SHOULDER TREATMENT INDEX 570-010 | | DESIGN NOTES | CONSTRUCTION REMARKS |
|---|------|---------|--------|-------|--|---|--------------|----------------------|
| | | | | | 0570-1-3 | | | |
| STA. TO STA. | | | | | SY | | | |
| | | | | | P | F | | |
| 12+34.97 to 26+27.24 | LT | | 1392.3 | 2.5 | 390.3 | | | |
| 23+58.79 to 25+69.07 | RT | | 210.3 | 2.5 | 59.7 | | | |
| 25+83.77 to 26+60.27 | RT | | 76.5 | 2.5 | 21.3 | | | |
| SEE LANDSCAPE PLANS FOR REMAINING SOD AREAS | | | | | | | | |
| SUBTOTAL: | | | | | 471 | | | |
| TOTAL: | | | | | 471 | | | |

SUMMARY OF DITCH PAVEMENT

| LOCATION | SIDE | AREA ID | LENGTH | WIDTH | CONCRETE DITCH PAVEMENT NON-REINFORCED | | DESIGN NOTES |
|-------------------------------------|------|---------|--------|-------|--|---|--------------|
| | | | | | 0524-1-4 | | |
| STA. TO STA. | | | | | SY | | |
| | | | | | P | F | |
| CONCRETE FLUMES BL CONST. ARP | | | | | | | |
| 3+05.88 to 3+08.00 | LT | | 11.0 | 4.0 | 4.9 | | |
| 3+08.45 to 3+08.73 | RT | | 11.0 | 4.0 | 4.9 | | |
| 4+96.88 to 4+98.08 | RT | | 17.0 | 4.0 | 7.6 | | |
| 5+02.40 to 5+09.16 | LT | | 28.0 | 4.0 | 12.4 | | |
| CONCRETE FLUMES BL CONST. BALLFIELD | | | | | | | |
| 52+90.27 to 52+92.18 | LT | | 22.0 | 4.0 | 9.8 | | |
| 52+92.67 to 52+96.49 | RT | | 15.0 | 4.0 | 6.7 | | |
| SUB-TOTAL: | | | | | 46.2 | | |
| TOTAL: | | | | | 46.2 | | |



| REVISIONS | | | | DUSTIN T. EVANS, P.E. P.E. LICENSE NUMBER 71488 GREENMAN-PEDERSEN, INC. 1590 VILLAGE SQUARE BOULEVARD TALLAHASSEE, FLORIDA 32309 | LEON COUNTY DEPARTMENT OF PUBLIC WORKS | | | SHEET NO. |
|-----------|---------------------------------|------|-------------|--|---|--------|------------------------------|-----------|
| DATE | DESCRIPTION | DATE | DESCRIPTION | | ROAD NO. | COUNTY | FINANCIAL PROJECT ID | |
| 3/15/2021 | 1 REMOVE DITCH BLOCK QUANTITIES | | | N/A | LEON | N/A | SUMMARY OF QUANTITIES | SQ-7 |

EXHIBIT A - SOLICITATION DOCUMENT

TABULATION OF LIGHTING QUANTITIES

| PAY ITEM NO. | DESCRIPTION | UNIT | SHEET NUMBERS | | GRAND TOTAL | |
|--------------|--------------------------|------|---------------|-------|-------------|-------|
| | | | SHEET 12 | | PLAN | FINAL |
| | | | PLAN | FINAL | | |
| | SECURITY LIGHT WITH POLE | LS | 2 | | 2.00 | |
| | | | | | | |
| | | | | | | |
| | | | | | | |

TABULATION OF QUANTITIES

| PAY ITEM NO. | DESCRIPTION | UNIT | SHEET NUMBERS | | | | | | | | | | | | TOTAL THIS SHEET | | GRAND TOTAL | | |
|--------------|---|------|---------------|-------|----------|-------|----------|-------|----------|-------|----------|-------|----------|-------|------------------|-------|-------------|-------|--|
| | | | SHEET 27 | | SHEET 39 | | SHEET 41 | | SHEET 46 | | SHEET 47 | | SHEET 48 | | PLAN | FINAL | PLAN | FINAL | |
| | | | PLAN | FINAL | PLAN | FINAL | PLAN | FINAL | PLAN | FINAL | PLAN | FINAL | PLAN | FINAL | | | | | |
| 700-1-11 | SINGLE POST SIGN, F&I GROUND MOUNT, UP TO 12 SF | AS | 1 | | | | | | 2 | | | | | | | 19 | | | |
| 700-1-50 | SINGLE POST SIGN, RELOCATE | AS | | | 1 | | | | | | | | | | | | | | |
| 700-1-60 | SINGLE POST SIGN, REMOVE | AS | | | | | 4 | | | | | | | | | 4 | | | |
| | WAYFINDING SIGNS | AS | | | | | | | | | | | | | | | | | |
| | -MULTI-PURPOSE FIELDS | EA | | | | | | | | | | | | 3 | | 3 | | | |
| | -CROSS COUNTRY COURSE | EA | | | | | | | | | | | | 3 | | 3 | | | |
| | -RADIO CONTROL AIRFIELD | EA | | | | | | | | | | | | 3 | | 3 | | | |
| | -EXIT | EA | | | | | | | | | | | | 3 | | 3 | | | |
| | -6" X 6" 124" POST | EA | | | | | | | | | | | | 4 | | 4 | | | |
| | -POST CAP PLATE | EA | | | | | | | | | | | | 4 | | 4 | | | |
| 710-11-101 | PAINTED PAVEMENT MARKINGS, STANDARD, WHITE, SOLID, 6" | GM | 0.017 | | 0.179 | | | | 0.548 | | | 0.350 | | | | 1.094 | | | |
| 710-11-123 | PAINTED PAVEMENT MARKINGS, STANDARD, WHITE, SOLID, 12" | LF | | | | | | | 254 | | | | | | | 254 | | | |
| 710-11-125 | PAINTED PAVEMENT MARKINGS, STANDARD, WHITE, SOLID, 24" | LF | | | | | | | 144 | | | | | | | 144 | | | |
| 710-11-141 | PAINTED PAVEMENT MARKINGS, STANDARD, WHITE, SKIP, 6" (2'-4') | GM | | | | | | | 0.017 | | | | | | | 0.017 | | | |
| 710-11-160 | PAINTED PAVEMENT MARKINGS, STANDARD, WHITE MESSAGE OR SYMBOL | EA | 1 | | | | | | | | | | | | | 1 | | | |
| 710-11-201 | PAINTED PAVEMENT MARKINGS, STANDARD, YELLOW, SOLID, 6" | GM | | | 0.179 | | | | 0.544 | | | 0.369 | | | | 1.092 | | | |
| 710-11-421 | PAINTED PAVEMENT MARKINGS, STANDARD, BLUE, SOLID FOR PARKING LOT- ACCESSIBLE MARKINGS, 6" | LF | 49 | | | | | | | | | | | | | 49 | | | |
| 711-11-101 | THERMOPLASTIC, STANDARD, WHITE, SOLID, 6" | GM | | | | | | | 0.548 | | | 0.35 | | | | 0.898 | | | |
| 711-11-123 | THERMOPLASTIC, STANDARD, WHITE, SOLID, 12" FOR CROSSWALK | LF | | | | | | | 254 | | | | | | | 254 | | | |
| 711-11-125 | THERMOPLASTIC, STANDARD, WHITE, SOLID, 24" FOR CROSSWALK | LF | | | | | | | 144 | | | | | | | 144 | | | |
| 711-11-141 | THERMOPLASTIC, STANDARD, WHITE, SKIP, 6" (2'-4') | GM | | | | | | | 0.017 | | | | | | | 0.017 | | | |
| 711-16-201 | THERMOPLASTIC, STANDARD-OTHER SURFACES, YELLOW, SOLID, 6" | GM | | | | | | | 0.544 | | | 0.369 | | | | 0.913 | | | |

| REVISIONS | | | |
|-----------|-------------|------|-------------|
| DATE | DESCRIPTION | DATE | DESCRIPTION |
| --- | --- | --- | --- |

DUSTIN T. EVANS, P.E.
P.E. LICENSE NUMBER 71488
GREENMAN-PEDERSEN, INC.
1590 VILLAGE SQUARE BOULEVARD
TALLAHASSEE, FLORIDA 32309

| LEON COUNTY DEPARTMENT OF PUBLIC WORKS | | |
|---|--------|----------------------|
| ROAD NO. | COUNTY | FINANCIAL PROJECT ID |
| N/A | LEON | N/A |

SUMMARY OF QUANTITIES


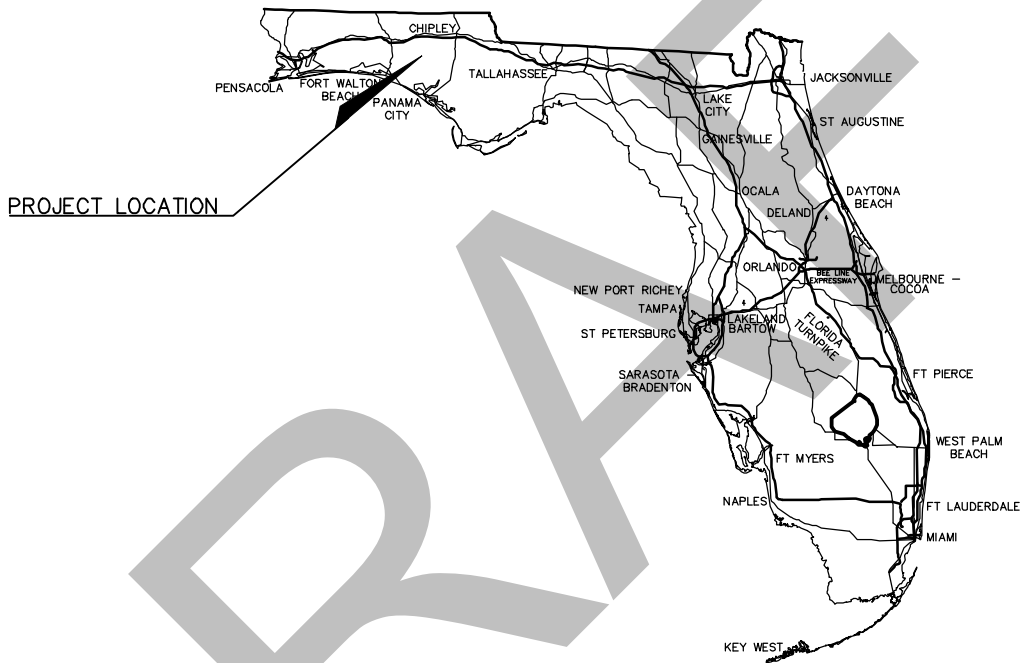
SHEET NO.
SQ-8

NOTICE: THE OFFICIAL RECORD OF THIS SHEET IS THE ELECTRONIC FILE DIGITALLY SIGNED AND SEALED UNDER RULE 61G15-23.004, F.A.C.

**LEON COUNTY
DEPARTMENT OF PUBLIC WORKS**

LANDSCAPE PLANS

**LEON COUNTY
APALACHEE REGIONAL PARK IMPROVEMENTS**



THIS ITEM HAS BEEN DIGITALLY SIGNED & SEALED BY:

Mark L. Baker

ON THE DATE ADJACENT TO THE SEAL

PRINTED COPIES OF THIS DOCUMENT ARE NOT CONSIDERED SIGNED AND SEALED AND THE SIGNATURE MUST BE VERIFIED ON ANY ELECTRONIC COPIES

NOT FOR CONSTRUCTION

MARK L. BAKER, RLA
FL CERTIFICATION NO. 6666776
FEBRUARY 2021
DATE

THE ABOVE NAMED REGISTERED LANDSCAPE ARCHITECT SHALL BE RESPONSIBLE FOR THE FOLLOWING SHEETS IN ACCORDANCE WITH RULE 61G10-11.011, F.A.C.

SHEET INDEX:

| | |
|-----------|-----------------------------|
| HS00 | GENERAL NOTES |
| HS01 | HARDSCAPE KEY PLAN |
| HS02-HS05 | HARDSCAPE PLAN ENLARGEMENTS |
| HS06 | HARDSCAPE DETAILS |
| LS01 | PLANTING KEY PLAN |
| LS02-LS09 | PLANTING PLAN ENLARGEMENTS |
| LS10 | PLANTING SCHEDULE |
| LS11 | PLANTING DETAILS |

GOVERNING STANDARD PLANS:
Florida Department of Transportation, FY2020-21 Standard plans for Road and Bridge Construction and applicable Interim Revisions (Irs).

Standard Plans for Road Construction and associated Irs are available at the following website:
<http://www.fdot.gov/design/Standardplans.shtm>

GOVERNING STANDARD SPECIFICATIONS:
Florida Department of Transportation, January, 2021 Standard Specifications for Road and Bridge Construction at the following website:

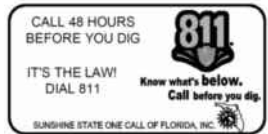
<http://www.fdot.gov/programmanagement/Implemented/SpecBooks>

LANDSCAPE ARCHITECT OF RECORD:

MARK BAKER, RLA
FL LICENSE NO. 6666776
WOOD + PARTNERS, INC.
7 LAFAYETTE PLACE
HILTON HEAD, SC 29925
(843) 681-6618

PROJECT MANAGER:

FELTON ARD, P.E.
(850) 606-1515



NOT FOR CONSTRUCTION
THIS DRAWING COPY MAY HAVE BEEN REPRODUCED AT A SIZE DIFFERENT THAN THE ORIGINAL DRAWING. NO RESPONSIBILITY IS ASSUMED FOR THE USE OF INCORRECT SCALE. DRAWINGS ARE NOT TO BE SCALED.

| | |
|-------------|-----------|
| FISCAL YEAR | SHEET NO. |
| 21 | |

REFERENCES:

1. THE SURVEY HAS NOT BEEN FIELD VERIFIED BY WOOD+PARTNERS, INC. AND WOOD+PARTNERS, INC. PROVIDES NO WARRANTY AS TO THE ACCURACY OF THE SURVEY.

2. THE OWNER SHALL BE GIVEN TWENTY FOUR HOURS (24-HR) NOTICE OF ALL MEETINGS AND OR TESTING MEASURES RELATED TO SAID PROJECT.

CONSTRUCTION DOCUMENTS:

1. THIS CONSTRUCTION DOCUMENTS SET HAS BEEN CREATED TO ILLUSTRATE THE GENERAL DESIGN INTENT OF THE PROJECT. THE CONTRACTOR SHALL WORK CLOSELY WITH THE OWNER'S REPRESENTATIVE AND NOTIFY HIM AS ADDITIONAL INFORMATION IS NEEDED TO PROPERLY CONSTRUCT/INSTALL/BUILD ELEMENTS DEPICTED HEREIN.

2. THE SITE PLANS AND SPECIFICATIONS ARE INTENDED TO PORTRAY THE SITE AS A COMPLETED, FUNCTIONAL PROJECT. THE CONTRACTOR IS RESPONSIBLE FOR THE MEANS AND METHODS USED TO ACHIEVE THE COMPLETED SITE CONDITION AS SET OUT IN THE PLANS. IT IS NOT THE INTENTION OF THESE PLANS TO PROVIDE SPECIFIC GUIDANCE OF EVERY ASPECT OF THE CONSTRUCTION. CONTRACTOR IS RESPONSIBLE FOR THE IMPLEMENTATION OF THE PLANS IN COMPLIANCE WITH GENERALLY ACCEPTED PRACTICES AND UNDER CURRENT STANDARDS. CONTRACTOR SHALL APPLY APPROPRIATE CONSTRUCTION DETAILS AND PROCESSES WHETHER OR NOT THESE INDIVIDUAL ASPECTS OF THE WORK ARE SPECIFICALLY CALLED OUT ON THE PLANS.

CONTACTS AND PROJECT INFORMATION:

LANDSCAPE ARCHITECT: WOOD + PARTNERS, INC.
 MARK BAKER, RLA
 MBAKER@WOODANDPARTNERS.COM
 BRAD TACKETT, RLA
 BTACKETT@WOODANDPARTNERS.COM
 7 LAFAYETTE PLACE
 HILTON HEAD, SC 29926
 843.681.6618

CIVIL ENGINEER: GREENMAN - PEDERSON, INC.
 DUSTIN EVANS P.E.
 DEVANS@GPI.NET.COM
 1590 VILLAGE SQUARE BOULEVARD
 TALLAHASSEE, FL 32308
 850.668.5211

IRRIGATION CONSULTANT: CLARK IRRIGATION DESIGN & CONSULTING, INC.
 MIKE CLARK
 MCLARK@CLARKIRRIGATIONDESIGN.COM
 P.O. BOX 693
 LAVONIA, GA 30553
 706.356.1948

GENERAL NOTES

1. ALL CONSTRUCTION SHALL BE PERFORMED IN ACCORDANCE WITH THE CONTRACT DOCUMENTS, LOCAL, STATE, AND FEDERAL REQUIREMENTS UNLESS SPECIFIED OTHERWISE. CONTRACTOR SHALL OBTAIN THESE DOCUMENTS, BECOME FAMILIAR WITH THEM AND HAVE THEM ON THE JOB SITE AT ALL TIMES.

2. THE CONTRACTOR SHALL MAKE ALL NECESSARY SITE VISITS AND INSPECTIONS TO BECOME FAMILIAR WITH THE PROJECT AND MAKE ANY INVESTIGATIONS WHICH ARE APPROPRIATE TO CONFIRM THE SOILS/GEOTECHNICAL INFORMATION, TOPOGRAPHIC INFORMATION, WETLANDS, UTILITIES, ETC. TO BE ABLE TO PREPARE THE BID FOR CONSTRUCTING THE PROJECT IN ACCORDANCE WITH THE DRAWINGS AND INFORMATION PROVIDED FOR BIDDING AND CONSTRUCTION. ANY DEVIATIONS AND/OR DISCREPANCIES IN THE CONTRACTOR'S FINDING'S VERSUS THE CONSTRUCTION DOCUMENTS SHALL BE REPORTED IN WRITING TO OWNER PRIOR TO THE BID AND PRIOR TO COMMENCEMENT OF CONSTRUCTION ON THE AREAS IN QUESTION.

3. CONTRACTOR SHALL VERIFY THAT ALL NECESSARY PERMITS FOR CONSTRUCTION HAVE BEEN OBTAINED PRIOR TO THE START OF THE PROJECT. ALL REQUIRED PERMITS SHALL BE MAINTAINED ON SITE AT ALL TIMES.

4. ALL MATERIALS, METHODS AND DETAILS OF CONSTRUCTION SHALL CONFORM TO THE STANDARD SPECIFICATIONS OF FEDERAL, STATE, LOCAL MUNICIPALITY AND/OR THE APPROPRIATE UTILITY COMPANY, WHICHEVER TAKES PRECEDENCE. ALL RIGHT-OF-WAY CONSTRUCTION SHALL MEET LOCAL AND STATE DEPARTMENT OF TRANSPORTATION DESIGN INDEXES AND SPECIFICATIONS, LATEST EDITION.

5. CONTRACTOR TO COORDINATE WITH OWNER TO DETERMINE CONSTRUCTION STAGING AND STORAGE AREA PRIOR TO COMMENCEMENT OF MOBILIZATION ANY CONSTRUCTION TRAILERS USED ON-SITE BY THE CONTRACTOR (IF NECESSARY) SHALL BE PERMITTED THROUGH LOCAL GOVERNING AGENCY. IT SHALL BE THE CONTRACTOR'S RESPONSIBILITY TO ACQUIRE ALL NECESSARY PERMITS. CONTRACTOR MAY UTILIZE EXISTING STRUCTURE AT TEMPORARY CONSTRUCTION ENTRANCE AND WILL BE RESPONSIBLE FOR ALL NECESSARY PERMITS AND UTILITY CONNECTIONS.

6. WITHIN ALL NOTES, THE TERM CONTRACTOR SHALL MEAN THE CONTRACTOR AND ANY SUBCONTRACTOR OR VENDOR PERFORMING CONSTRUCTION ON THE SITE.

LAYOUT NOTES

1. DIGITAL BASE FILE SHALL BE MADE AVAILABLE FOR USE IN FIELD LOCATION OF ELEMENTS AND SITE FEATURES. HARDCOPY INFORMATION SHALL PREVAIL.

2. CONTRACTOR SHALL STAKE THE LAYOUT OF THE CONSTRUCTION DOCUMENTS FOR OWNER AND OWNERS REPRESENTATIVE TO APPROVE PRIOR TO CONSTRUCTION.

3. ALL FIELD ADJUSTMENTS SHALL RECEIVE APPROVAL FROM THE OWNER PRIOR TO CONSTRUCTION.

FINAL ACCEPTANCE

1. THE CONTRACTOR IS RESPONSIBLE FOR PROVIDING "AS-BUILT" DRAWINGS CERTIFIED BY A FLORIDA REGISTERED SURVEYOR.

2. "AS-BUILT" DRAWINGS SHALL BE PROVIDED TO THE OWNER AND OWNERS REPRESENTATIVE IN CAD AND HARDCOPY FORMATS.

3. FINAL INSPECTION SHALL NOT OCCUR UNTIL "AS-BUILT" DRAWINGS HAVE BEEN PROVIDED TO AND REVIEWED BY OWNER AND OWNERS REPRESENTATIVE.

4. THERE SHALL BE A MINIMUM TEN (10) DAYS NOTICE GIVEN FOR SCHEDULING THE SUBSTANTIAL COMPLETION INSPECTION.

5. THERE SHALL BE A MINIMUM TEN (10) DAYS NOTICE GIVEN FOR SCHEDULING THE FINAL INSPECTION.

PLANTING NOTES

1. PER SECTION 10-4.351 WITHIN THE LEON COUNTY LDC.
 - A. ALL PLANTS USED AS PART OF ANY LANDSCAPE DESIGN SHALL BE HEALTHY WELL-PROPORTIONED, DISEASE AND PEST FREE AND HARDY FOR THE REGION.
 - B. FLORIDA NO. 1 OR BETTER PLANT MATERIALS AS DESCRIBED IN THE 'GRADES AND STANDARDS FOR NURSERY PLANTS' PART 1, 1998, AND PART II, STATE DEPARTMENT OF AGRICULTURE, TALLAHASSEE OR THEIR SUCCESSORS.

PLANTING DETAIL NOTES

1. THE CONTRACTOR SHALL FERTILIZE ALL PLANT MATERIAL. FERTILIZATION WILL BE AS RECOMMENDED BY SOIL TESTS.

2. THE CONTRACTOR SHALL APPLY A MYCORRHIZAL INOCULANT AND 100% ORGANIC STARTER FERTILIZER TO EACH NEW TREE PLANTED IN ACCORDANCE WITH THE MANUFACTURER'S RECOMMENDATIONS.

3. THE CONTRACTOR SHALL APPLY ORGANIC HERBICIDES ACCORDING TO THE MANUFACTURER'S SPECIFICATIONS TO ALL PLANTING BEDS.

4. CONTAINER GROWN STOCK SHALL HAVE BEEN GROWN IN A CONTAINER LONG ENOUGH FOR THE ROOT SYSTEM TO HAVE DEVELOPED SUFFICIENTLY TO HOLD ALL THE SOIL TOGETHER FIRMLY, BUT NOT LONG ENOUGH TO HAVE BECOME POT BOUND.

5. FOR DISTURBED AREAS OF EXISTING SOO, CONTRACTOR TO INSTALL SOO OF THE SAME SPECIES. THE CONTRACTOR SHALL LAY SOO SOLIDLY IN ALL INDICATED OR DISTURBED AREAS WITH JOINTS IN CONTACT WITH EACH OTHER. PIN ALL SOOED SLOPES GREATER THAN 3:1 WITH STEEL U PINS/SOO STAPLES.

6. ALL PLANTS, MATERIALS AND WORKMANSHIP ARE SUBJECT TO THE APPROVAL OF THE OWNER'S REPRESENTATIVE.

7. THE CONTRACTOR SHALL NOT MAKE SUBSTITUTIONS OR REVISIONS WITHOUT THE OWNER'S REPRESENTATIVE APPROVAL.

8. THE CONTRACTOR SHALL MAINTAIN ALL PLANTINGS INCLUDING WATERING, MOWING, MULCHING, WEED, PEST CONTROL, LITTER REMOVAL, REMOVAL OF UNDESIRABLE VEGETATION, MAINTENANCE AND EDGING OF BEDLINES, ETC. UNTIL FINAL ACCEPTANCE BY THE OWNER'S REPRESENTATIVE.

9. THE CONTRACTOR SHALL KEEP ALL AREAS OF WORK CLEAN, NEAT AND ORDERLY. ALL PAVED SURFACES ARE TO BE CLEARED OF SOIL AND DEBRIS AT THE CLOSE OF THE WORK DAY.

10. EACH TREE SHALL BE PRUNED AS NEEDED TO REMOVE ALL DEAD WOOD, SUCKERS, OR BROKEN/DAMAGED BRANCHES. ALL PRUNING SHALL BE IN ACCORDANCE WITH THE SPECIFICATIONS AND SHALL PRESERVE THE NATURAL HABIT AND CHARACTER OF THE PLANT.

11. IRRIGATION SYSTEM TO INCLUDE ALL VALVES, PIPES, HEADS, FITTINGS AND BACKFLOW CONTROLLER, AND TO PROVIDE 100% COVERAGE OF ALL LANDSCAPE AREAS.

12. CONTRACTOR IS RESPONSIBLE FOR WATERING ALL PLANTED AREAS IN ADDITION TO IRRIGATED AREAS FOR PLANT ESTABLISHMENT THROUGH WARRANTY PERIOD.

13. THE CONTRACTOR SHALL APPLY SEE FREE/WEED FREE MULCH TO PLANTED AREAS AT A MINIMUM 3" COMPACTED THICKNESS WITH AN APPROVED ORGANIC MULCH, I.E. WOOD FIBER. MULCH SHALL BE APPLIED IMMEDIATELY AFTER COMPLETION OF PLANTING OPERATIONS. LIMITS OF MULCHING SHALL BE AS SHOWN ON PLAN, OR FOR INDIVIDUAL PLANTS, THE AREA OF THE PLANTING PIT, SEE PLANTING DETAILS.

14. CONTRACTOR VERIFIES THAT ALL PLANT MATERIAL IS DETERMINED AVAILABLE AS SPECIFIED WHEN BID/PROPOSAL IS SUBMITTED.

15. PLANTS WITH BROKEN ROOT BALLS, BOUND ROOTS OR SUBSTANTIAL DAMAGE TO ANY PART SHALL BE REPLACED PRIOR TO PLANTING.

16. THE CONTRACTOR SHALL VERIFY ALL QUANTITIES IN THE PLANTING SCHEDULE AND INSTALL ALL PLANTS AND MATERIALS AS INDICATED ON THE PLANS. ALL TREES SHALL BE FLORIDA #1 OR BETTER AT TIME OF INSTALL. PROVIDE UNIT PRICES FOR EACH PLANT, WHICH INCLUDE ALL OTHER INCIDENTAL MATERIALS (I.E. APPROVED MULCH, FERTILIZER, ETC.), LABOR, ETC. REPORT PROMPTLY ANY DISCREPANCIES WHICH MAY AFFECT BIDDING.

17. CONTRACTOR SHALL STAKE TREES FOR APPROVAL PRIOR TO INSTALLATION. ANY CONFLICTS OR DISCREPANCIES SHALL BE FIELD ADJUSTED AND APPROVED BY OWNER'S REPRESENTATIVE PRIOR TO INSTALLATION.

18. NO TREE PLANTING SHALL OCCUR WITHIN APPLICABLE SIGHT DISTANCE TRIANGLE AREAS AS SPECIFIED BY DESIGN STANDARD INDEX 546 AS PUBLISHED BY THE FLORIDA DEPARTMENT OF TRANSPORTATION, CURRENT EDITION AT THE TIME OF INSTALLATION. CONTRACTOR SHALL STAKE THE LOCATION OF ALL TREE PLANTINGS IN THE RIGHT-OF-WAY IN THE FIELD PRIOR TO INSTALLATION FOR REVIEW AND APPROVAL BY THE OWNER'S REPRESENTATIVE. OWNER SHALL AGREE TO MAINTAIN THE STRUCTURE OF TREE PLANTINGS IN THE RIGHT-OF-WAY TO ELIMINATE SIGHT DISTANCE CONFLICTS.

19. CONTRACTOR SHALL STAKE THE LOCATION OF ALL TREE PLANTINGS THROUGHOUT THE PROJECT CORRIDOR IN THE FIELD PRIOR TO INSTALLATION FOR REVIEW AND APPROVAL BY THE OWNER'S REPRESENTATIVE. CONTRACTOR SHALL ANTICIPATE THAT SOME RE-ARRANGEMENT OF MATERIAL WILL OCCUR.

20. PROVIDE THE OWNER AND OWNER'S REPRESENTATIVE WITH SEVEN CALENDAR DAYS ADVANCE NOTICE OF COMPLETING INSTALLATION OF ALL PLANTS AND INCIDENTAL LANDSCAPING. THE ESTABLISHMENT PERIOD WILL BEGIN UPON ACCEPTANCE OF THE COMPLETE INSTALLATION OF ALL PLANTS, BY THE OWNER. NOT LESS THAN FORTY-FIVE DAYS PRIOR TO THE SCHEDULED COMPLETION OF THE INSTALLATION, SUBMIT A MAINTENANCE PLAN TO THE OWNER AND OWNER'S REPRESENTATIVE. THE MAINTENANCE PLAN IS SUBJECT TO REVIEW AND COMMENT BY THE OWNER AND OWNER'S REPRESENTATIVE. INSTALLATION WILL NOT BE CONSIDERED COMPLETE UNTIL THE MAINTENANCE PLAN HAS WRITTEN APPROVAL FROM THE OWNER. THE MAINTENANCE PLAN SHALL SPECIFICALLY DESCRIBE THE METHODS, ACTIVITIES, MATERIALS AND SCHEDULE TO ACHIEVE THE FOLLOWING AT ALL TIMES THROUGHOUT THE ESTABLISHMENT PERIOD:

- A. KEEP ALL PLANTS INSTALLED AS SPECIFIED IN THESE PLANS.
- B. KEEP ALL PLANTS UNDAMAGED, INCLUDING FREE OF PESTS AND DISEASE, PROPERLY HYDRATED AND NOURISHED, TO SUPPORT TO GROWTH AND MAINTAIN FORM AND HABIT SPECIFIED IN THESE PLANS.
- C. KEEP ALL PLANTS PRUNED TO MAINTAIN PLANT HEALTH, CLEAR VISIBILITY OF SIGNS, TRAFFIC SIGNALS, SAFE SIGHT DISTANCE AT INTERSECTIONS AND DRIVEWAYS, SAFE AND OPERATIONAL HORIZONTAL AND VERTICAL CLEARANCE FROM ROADWAYS, SIDEWALKS, UTILITIES, LIGHT POLES, MECHANICALS EQUIPMENT, FENCES, WALLS AND DRAINAGE STRUCTURES, AND UNOBSTRUCTED ACCESS FOR ALL AUTHORIZED USERS.
- D. KEEP THE INDIVIDUAL PLANT LOCATIONS AND PLANT BEDS FREE OF LITTER AND UNDESIRABLE VEGETATION.
- E. KEEP LANDSCAPE BEDS EDGING CORRECTLY LOCATED AND TRIMMED, AND THE MULCH GROOMED AND REPLENISHED AS SPECIFIED IN THESE PLANS
- F. OPERATE AND MAINTAIN ALL COMPONENTS OF ANY IRRIGATION SYSTEM AS SPECIFIED IN THE PLANS WHEN INSTALLED AS PART OF THE CONTRACT.
- G. CONTINUE MOWING AND LITTER PICK UP OF THE TURF AREAS.
21. ALL PLANT MATERIAL SHALL BE WARRANTIED FOR A ONE YEAR PERIOD AFTER FINAL ACCEPTANCE BY THE CONTRACTOR TO BE IN FLOURISHING CONDITION OF ACTIVE GROWTH AS INDICATED IN SPECIFICATIONS. IT SHALL BE THE CONTRACTOR'S RESPONSIBILITY TO MONITOR THE PROJECT DURING THE WARRANTY PERIOD AND INFORM THE OWNER IF PROBLEMS DEVELOP WITH THE PLANT MATERIAL. THE CONTRACTOR SHALL REMOVE DEAD AND UNHEALTHY PLANTS IMMEDIATELY AND REPLACE AT THE CONTRACTOR'S EXPENSE. WITHIN THE 90 DAY PERIOD, THERE SHALL BE EVALUATION OF MAINTENANCE BY OWNER'S REPRESENTATIVE AND, IF NEEDED, CORRECTIVE ACTION TAKEN BY CONTRACTOR. OWNER'S REPRESENTATIVE RESERVES THE RIGHT TO END THE MAINTENANCE SERVICES AT ANY POINT FOR ANY REASON.
22. PLANTS SHALL BE DEEMED DEAD IF THE TERMINAL LEADER DIES OR THE PLANT HAS LESS THAN 90% VIABLE LEAF SURFACE AREA.
23. WHEN CONFLICTS EXIST BETWEEN THE SPECIFICATIONS AND THESE PLANS, THE SPECIFICATIONS SHALL PREVAIL.

GENERAL DETAIL NOTES:

1. ALL DIMENSIONS PROVIDED FOR WOODEN MATERIALS ARE NOMINAL.

2. PLANT CONTAINERS SHALL BE REMOVED PRIOR TO PLANTING. IF PLANTS ARE NOT CONTAINER GROWN, REMOVE A MINIMUM OF THE TOP 1/3 OF BURLAP, FABRIC, OR WIRE MESH. WIRE BASKETS MUST BE COMPLETELY REMOVED PRIOR TO INSTALLATION.

3. ROOTBALLS SHALL BE SET 1'-2" ABOVE FINISHED GRADE AND SET PLUMB TO THE HORIZON.

4. BACKFILL SHALL BE LOOSENEED EXISTING SOIL. REMOVE ROCKS, STICKS, OR OTHER DELETERIOUS MATERIAL GREATER THAN 1" IN ANY DIRECTION PRIOR TO BACKFILLING. WATER AND TAMP TO REMOVE AIR POCKETS. IF EXISTING SOILS CONTAIN EXCESSIVE SAND, CLAY, OR OTHER MATERIAL NOT CONDUCTIVE TO PROPER PLANT GROWTH CONTACT OWNER'S REPRESENTATIVE PRIOR TO PLANTING. A SOIL TEST TO CONFIRM ADHERENCE TO THE SPECIFICATIONS FOR ANY STOCKPILED OR IMPORTED SOIL WILL BE REQUIRED. SEE SPECIFICATIONS FOR REQUIRED TESTING DATA AND AMEND THE SOIL AS REQUIRED BY THE SOIL TEST.

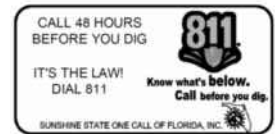
5. MULCH SHALL BE A 4" DEEP LAYER PLACED TO THE EDGE OF THE TRUNK FLARE. MULCH SHALL BE AT A MINIMUM 2" CLEARANCE FROM TREE TRUNKS.

6. ALL WOODEN STAKES OR EARTH ANCHORS SHALL BE LOCATED BEYOND THE EDGE OF SOIL RING.

ABBREVIATIONS:

| 1. DIMENSIONS AND MEASUREMENTS | | | |
|--------------------------------|--------------------------|---------|----------------------|
| AC | ACRE(S) | CF | CUBIC FOOT/FEET |
| DEG(°) | DEGREE(S) | CY | CUBIC YARD(S) |
| ELEV | ELEVATION | DIA (Ø) | DIAMETER |
| FFE | FINISHED FLOOR ELEVATION | FT | FOOT/FEET |
| PC | POOL COPING ELEV | TP | TOP OF PAVING ELEV |
| FG | FINISH GRADE ELEV | TW | TOP OF WALL ELEV |
| BW | BOTTOM OF WALL ELEV | RIM | DRAIN INLET RIM ELEV |
| GAL | GALLON(S) | GA | GAUGE |
| GSF | GROSS SQUARE FEET | GPM | GALLONS PER MINUTE |
| H-V | HORIZONTAL/VERTICAL | H | HEIGHT |
| IN | INCHES) | HORIZ | HORIZONTAL |
| LF | LINEAR FOOT/FEET | LB | POUND |
| MI | MILES | MAX | MAXIMUM |
| MSF | 1,000 SQUARE FEET | MIN | MINIMUM |
| NTS | NOT TO SCALE | MPH | MILES PER HOUR |
| PSI | POUNDS PER SQUARE INCH | SY | SQUARE YARD |
| MSL | MEAN SEA LEVEL | OC | ON CENTER |
| T | THICKNESS | SF | SQUARE FEET |
| YR | YEAR | W | WIDTH |
| R | RADIUS | POB | POINT OF BEGINNING |

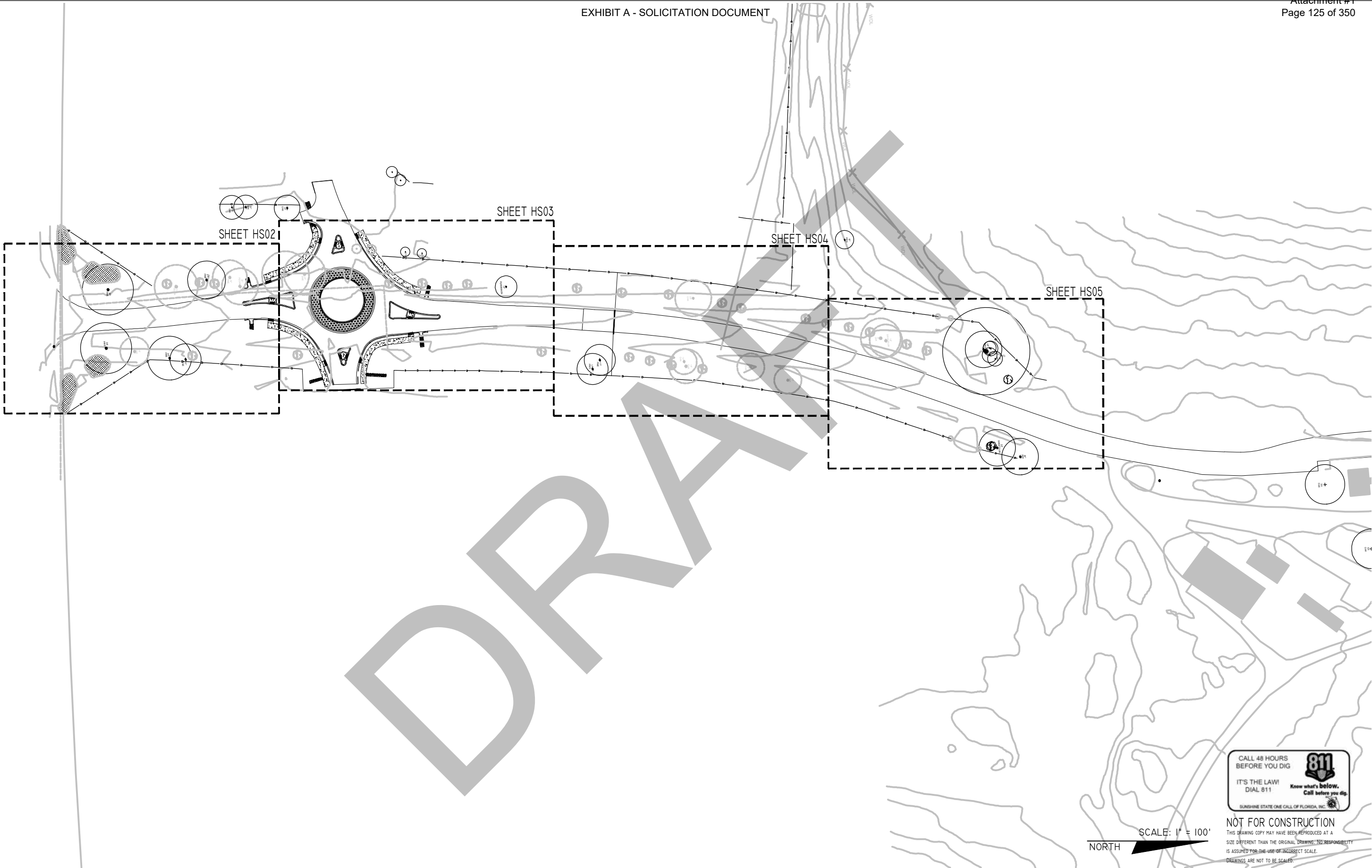
| 2. GENERAL | |
|------------|--|
| AASHTO | AMERICAN ASSOCIATION OF STATE HIGHWAY AND TRANSPORTATION OFFICIALS |
| ADA | AMERICANS WITH DISABILITIES ACT |
| ARCH | ARCHITECT/ARCHITECTURAL |
| BLDG | BUILDING |
| DEMO | DEMOLISH |
| DEP | DEPARTMENT OF ENVIRONMENTAL PROTECTION |
| DOT | DEPARTMENT OF TRANSPORTATION |
| EX | EXISTING |
| FEMA | FEDERAL EMERGENCY MANAGEMENT AGENCY |
| FDOT | FLORIDA DEPARTMENT OF TRANSPORTATION |
| MAINT | MAINTENANCE |
| MECH | MECHANICAL |
| MUTCD | MANUAL OF UNIFORM TRAFFIC CONTROL DEVICES |
| NPDES | NATIONAL POLLUTANT DISCHARGE ELIMINATION SYSTEM |
| NFPA | NATIONAL FIRE PROTECTION AGENCY |
| PROP | PROPOSED |
| PSM | PROFESSIONAL SURVEYOR & MAPPER |
| PT | PRESSURE TREATED |
| RLS | REGISTERED LAND SURVEYOR |
| ROW | RIGHT OF WAY |
| STD | STANDARD |
| TRANS | TRANSITION |
| USGS | UNITED STATES GEOLOGICAL SURVEY |
| USACE | UNITED STATES ARMY CORPS OF ENGINEERS |
| CO | CERTIFICATE OF OCCUPANCY |
| EXT | EXTENSION |
| FIRM | FLOOD INSURANCE RATE MAP |
| GPS | GLOBAL POSITIONING SYSTEM |
| INV. | INVERT |
| LLC | LIMITED LIABILITY CORPORATION |
| MEP | MECHANICAL, ELECTRICAL, PLUMBING |
| NFIP | NATIONAL FLOOD INSURANCE PROGRAM |
| REV | REVISION |
| TEMP | TEMPORARY |
| TYP | TYPICAL |
| WWM | WELDED WIRE MESH |



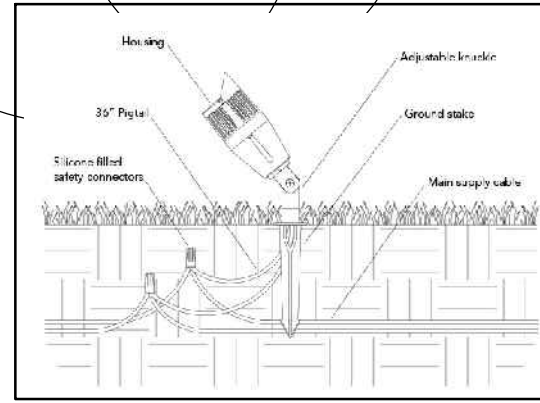
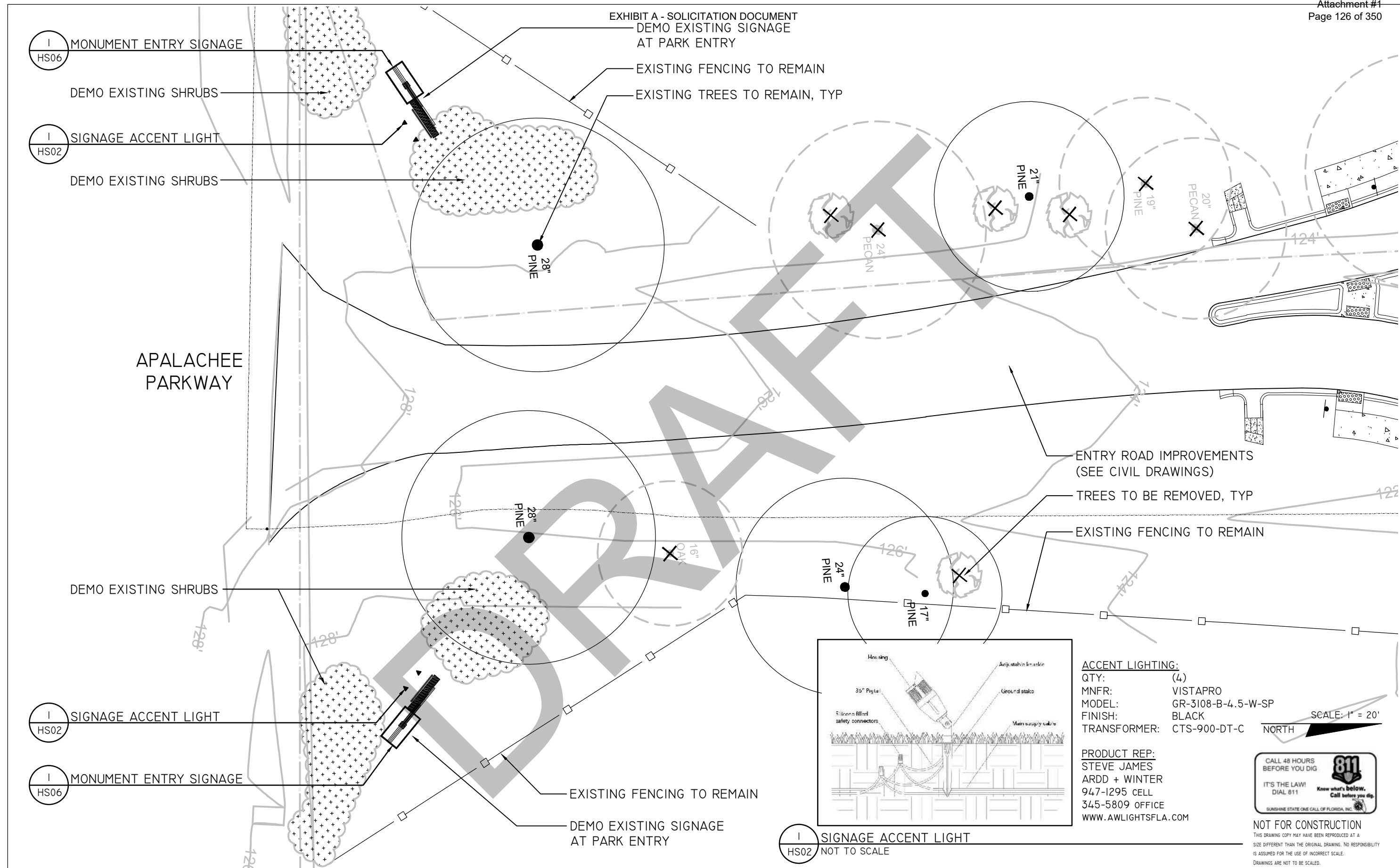
NOT FOR CONSTRUCTION
 THIS DRAWING COPY MAY HAVE BEEN REPRODUCED AT A SIZE DIFFERENT THAN THE ORIGINAL DRAWING. NO RESPONSIBILITY IS ASSUMED FOR THE USE OF INCORRECT SCALE. DRAWINGS ARE NOT TO BE SCALED.

| REVISIONS | | | | MARK BAKER, RLA FL LICENSE NUMBER 6666776 WOOD + PARTNERS, INC. 7 LAFAYETTE PLACE HILTON HEAD, SOUTH CAROLINA 29926 | LEON COUNTY DEPARTMENT OF PUBLIC WORKS | | | SHEET NO. HS00 |
|-----------|-------------------------------|------|-------------|---|---|--------|----------------------|-----------------------|
| DATE | DESCRIPTION | DATE | DESCRIPTION | | ROAD NO. | COUNTY | FINANCIAL PROJECT ID | |
| 3-15-21 | REVISIONS PER REVIEW COMMENTS | | | | N/A | LEON | N/A | |

GENERAL NOTES



| REVISIONS | | | | MARK BAKER, RLA FL LICENSE NUMBER 6666776 WOOD + PARTNERS, INC. 7 LAFAYETTE PLACE HILTON HEAD, SOUTH CAROLINA 29926 | LEON COUNTY DEPARTMENT OF PUBLIC WORKS | | | SHEET NO. HS01 |
|-----------|-------------------------------|------|-------------|---|---|--------|----------------------|---------------------------|
| DATE | DESCRIPTION | DATE | DESCRIPTION | | ROAD NO. | COUNTY | FINANCIAL PROJECT ID | |
| 3-15-21 | REVISIONS PER REVIEW COMMENTS | | | | N/A | LEON | N/A | HARDSCAPE KEY PLAN |



ACCENT LIGHTING:
 QTY: (4)
 MNFR: VISTAPRO
 MODEL: GR-3108-B-4.5-W-SP
 FINISH: BLACK
 TRANSFORMER: CTS-900-DT-C

PRODUCT REP:
 STEVE JAMES
 ARDD + WINTER
 947-1295 CELL
 345-5809 OFFICE
 WWW.AWLIGHTSFLA.COM

SCALE: 1" = 20'
 NORTH

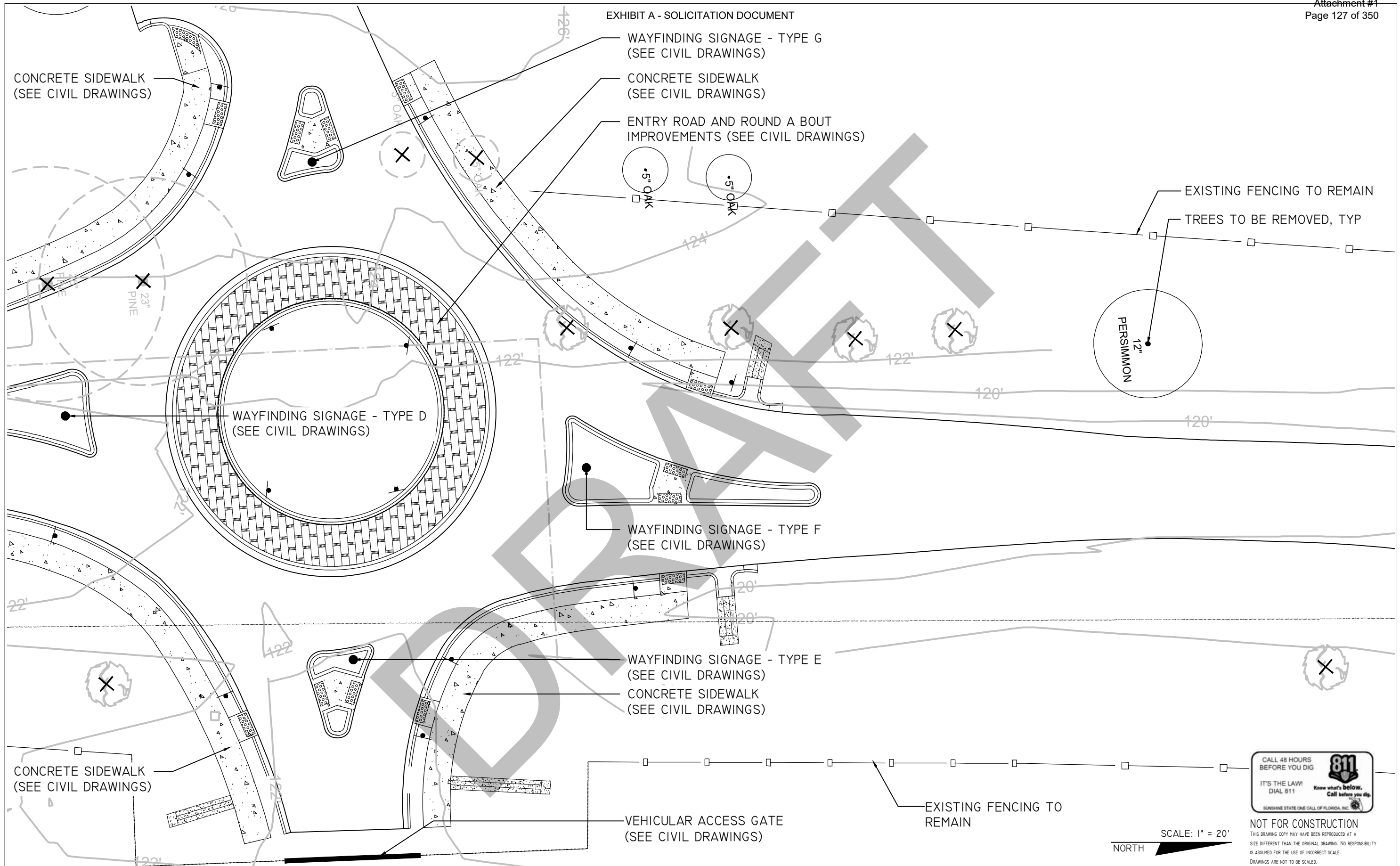


NOT FOR CONSTRUCTION
 THIS DRAWING COPY MAY HAVE BEEN REPRODUCED AT A SIZE DIFFERENT THAN THE ORIGINAL DRAWING. NO RESPONSIBILITY IS ASSUMED FOR THE USE OF INCORRECT SCALE. DRAWINGS ARE NOT TO BE SCALED.

1 SIGNAGE ACCENT LIGHT
 HS02 NOT TO SCALE

| REVISIONS | | | | MARK BAKER, RLA FL LICENSE NUMBER 6666776 WOOD + PARTNERS, INC. 7 LAFAYETTE PLACE HILTON HEAD, SOUTH CAROLINA 29926 | LEON COUNTY DEPARTMENT OF PUBLIC WORKS | | | SHEET NO. HS02 |
|-----------|-------------------------------|------|-------------|---|---|--------|----------------------|-----------------------------------|
| DATE | DESCRIPTION | DATE | DESCRIPTION | | ROAD NO. | COUNTY | FINANCIAL PROJECT ID | |
| 3-15-21 | REVISIONS PER REVIEW COMMENTS | | | | N/A | LEON | N/A | HARDSCAPE PLAN ENLARGEMENT |

EXHIBIT A - SOLICITATION DOCUMENT



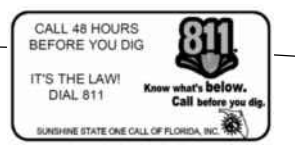
| REVISIONS | | | |
|-----------|-------------------------------|------|-------------|
| DATE | DESCRIPTION | DATE | DESCRIPTION |
| 3-15-21 | REVISIONS PER REVIEW COMMENTS | | |

MARK BAKER, RLA
FL LICENSE NUMBER 6666776
WOOD + PARTNERS, INC.
7 LAFAYETTE PLACE
HILTON HEAD, SOUTH CAROLINA 29926

| | | |
|---|--------|----------------------|
| LEON COUNTY DEPARTMENT OF PUBLIC WORKS | | |
| ROAD NO. | COUNTY | FINANCIAL PROJECT ID |
| N/A | LEON | N/A |

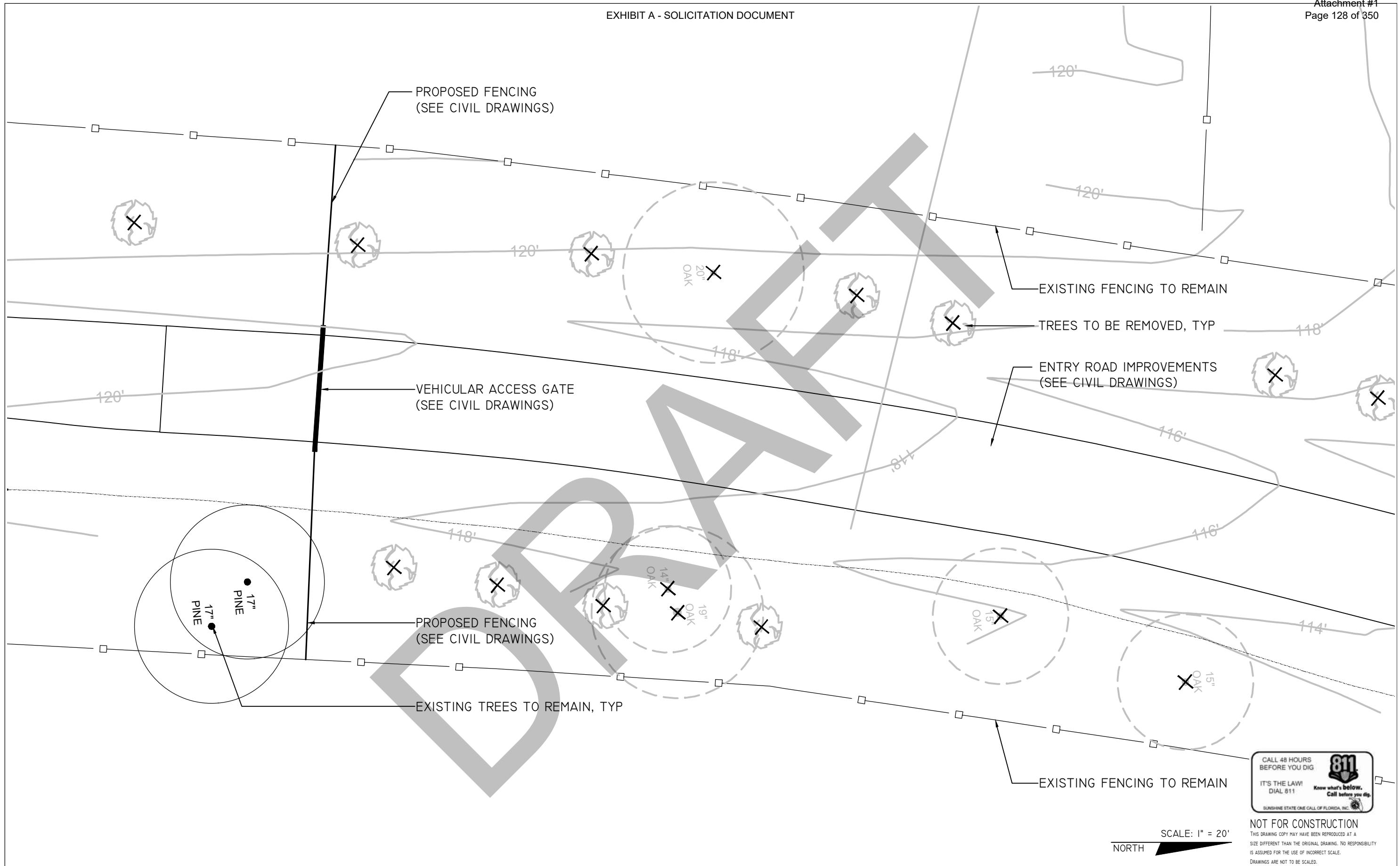
HARDSCAPE PLAN ENLARGEMENT

SHEET NO.
HS03



SCALE: 1" = 20'
NORTH

NOT FOR CONSTRUCTION
THIS DRAWING COPY MAY HAVE BEEN REPRODUCED AT A SIZE DIFFERENT THAN THE ORIGINAL DRAWING. NO RESPONSIBILITY IS ASSUMED FOR THE USE OF INCORRECT SCALE. DRAWINGS ARE NOT TO BE SCALED.



SCALE: 1" = 20'
NORTH

NOT FOR CONSTRUCTION
THIS DRAWING COPY MAY HAVE BEEN REPRODUCED AT A SIZE DIFFERENT THAN THE ORIGINAL DRAWING. NO RESPONSIBILITY IS ASSUMED FOR THE USE OF INCORRECT SCALE. DRAWINGS ARE NOT TO BE SCALED.

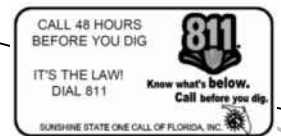
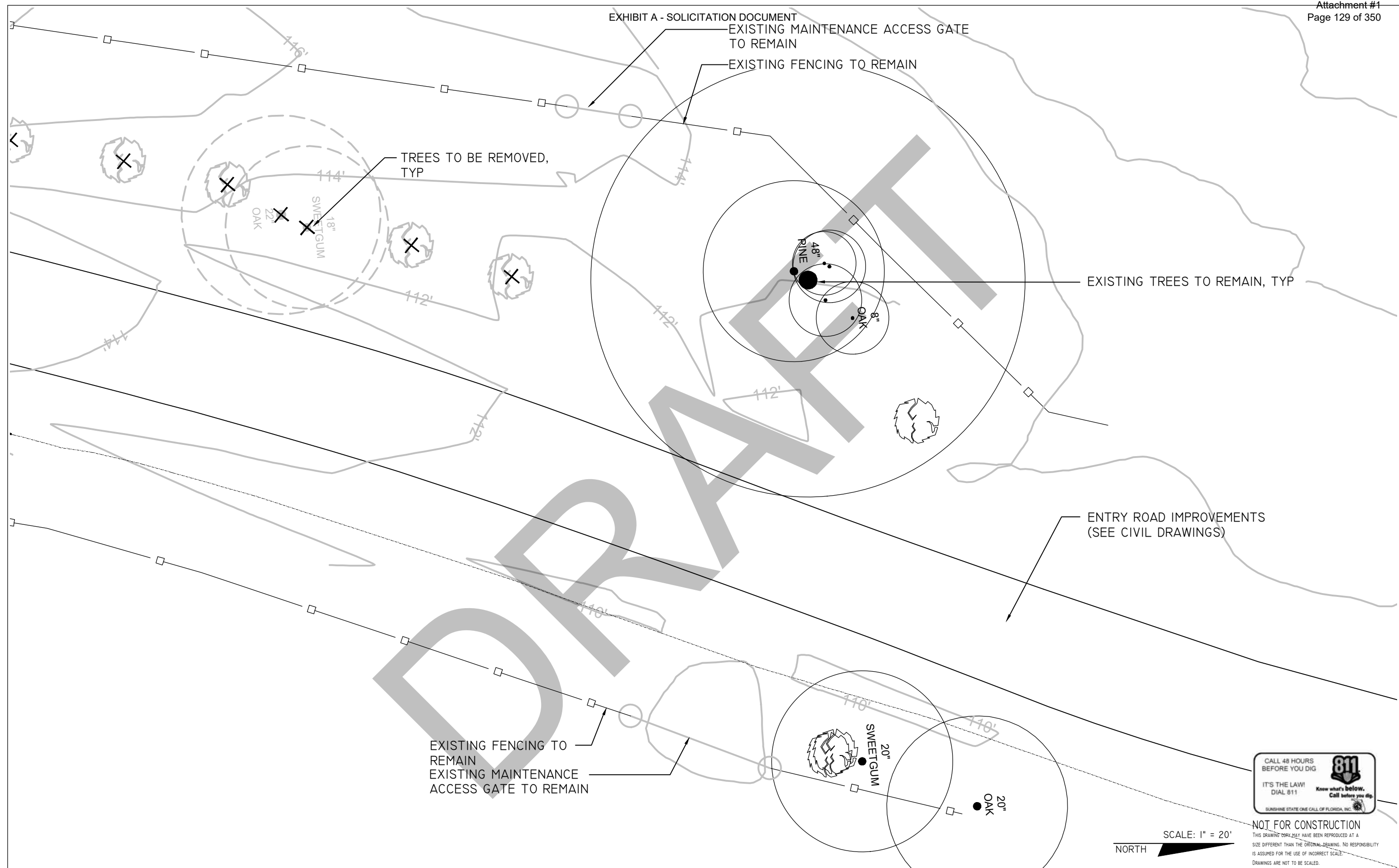
| REVISIONS | | | |
|-----------|-------------------------------|------|-------------|
| DATE | DESCRIPTION | DATE | DESCRIPTION |
| 3-15-21 | REVISIONS PER REVIEW COMMENTS | | |

MARK BAKER, RLA
FL LICENSE NUMBER 6666776
WOOD + PARTNERS, INC.
7 LAFAYETTE PLACE
HILTON HEAD, SOUTH CAROLINA 29926

| | | |
|---|--------|----------------------|
| LEON COUNTY DEPARTMENT OF PUBLIC WORKS | | |
| ROAD NO. | COUNTY | FINANCIAL PROJECT ID |
| N/A | LEON | N/A |

HARDSCAPE PLAN ENLARGEMENT

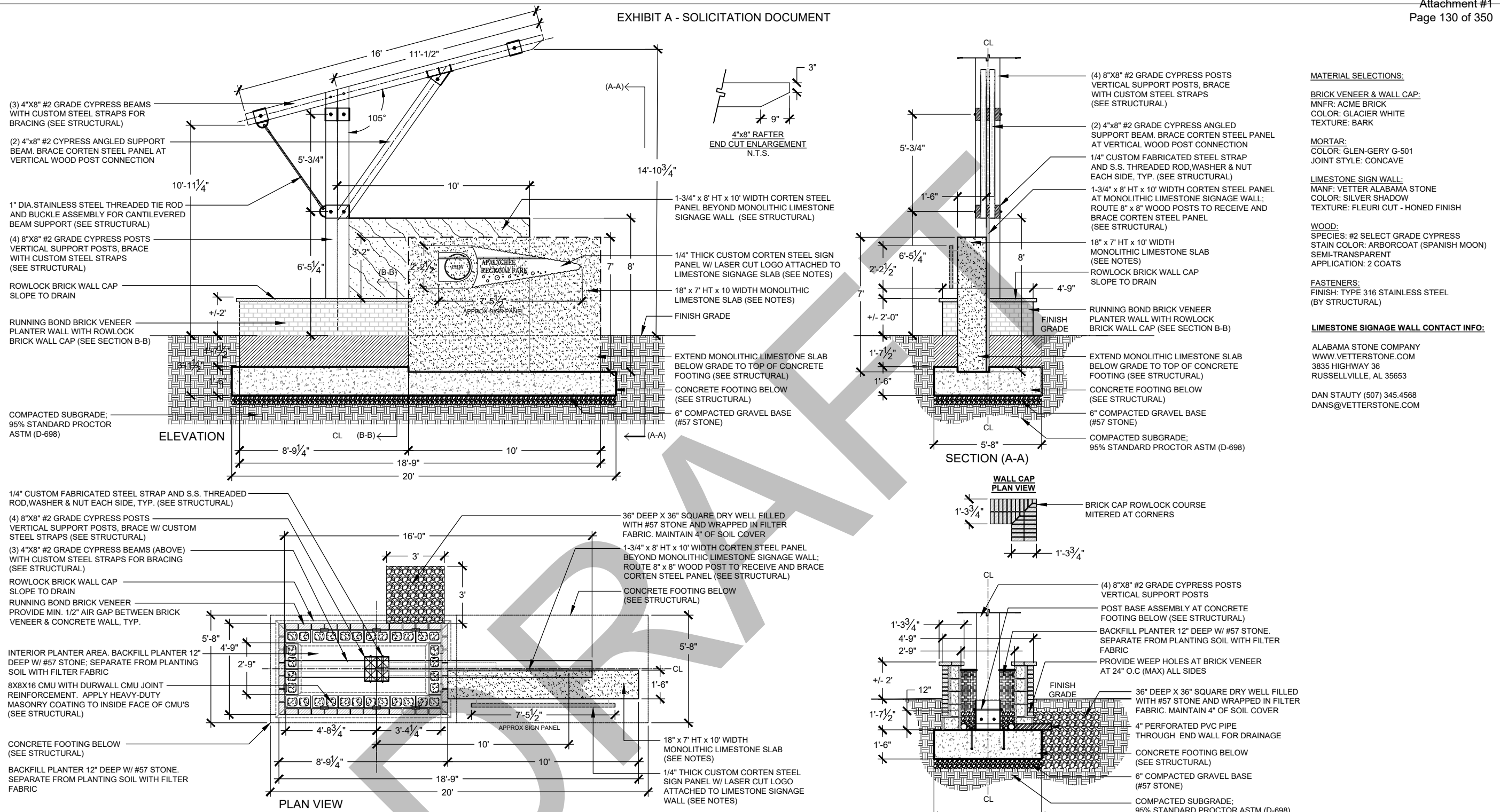
SHEET NO.
HS04



NOT FOR CONSTRUCTION
THIS DRAWING OR ANY PART THEREOF MAY BE REPRODUCED AT A SIZE DIFFERENT THAN THE ORIGINAL DRAWING. NO RESPONSIBILITY IS ASSUMED FOR THE USE OF INCORRECT SCALE. DRAWINGS ARE NOT TO BE SCALED.

| REVISIONS | | | | MARK BAKER, RLA FL LICENSE NUMBER 6666776 WOOD + PARTNERS, INC. 7 LAFAYETTE PLACE HILTON HEAD, SOUTH CAROLINA 29926 | LEON COUNTY DEPARTMENT OF PUBLIC WORKS | | | HARDSCAPE PLAN ENLARGEMENT | SHEET NO. HS05 |
|-----------|-------------------------------|------|-------------|---|---|--------|----------------------|----------------------------|-------------------|
| DATE | DESCRIPTION | DATE | DESCRIPTION | | ROAD NO. | COUNTY | FINANCIAL PROJECT ID | | |
| 3-15-21 | REVISIONS PER REVIEW COMMENTS | | | | N/A | LEON | N/A | | |

EXHIBIT A - SOLICITATION DOCUMENT



MATERIAL SELECTIONS:

BRICK VENEER & WALL CAP:
MFR: ACME BRICK
COLOR: GLACIER WHITE
TEXTURE: BARK

MORTAR:
COLOR: GLEN-GERY G-501
JOINT STYLE: CONCAVE

LIMESTONE SIGN WALL:
MANF: VETTER ALABAMA STONE
COLOR: SILVER SHADOW
TEXTURE: FLEURI CUT - HONED FINISH

WOOD:
SPECIES: #2 SELECT GRADE CYPRESS
STAIN COLOR: ARBORCOAT (SPANISH MOON)
SEMI-TRANSPARENT
APPLICATION: 2 COATS

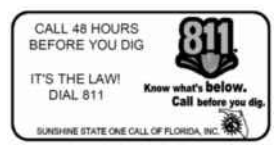
FASTENERS:
FINISH: TYPE 316 STAINLESS STEEL
(BY STRUCTURAL)

LIMESTONE SIGNAGE WALL CONTACT INFO:

ALABAMA STONE COMPANY
WWW.VETTERSTONE.COM
3835 HIGHWAY 36
RUSSELLVILLE, AL 35653

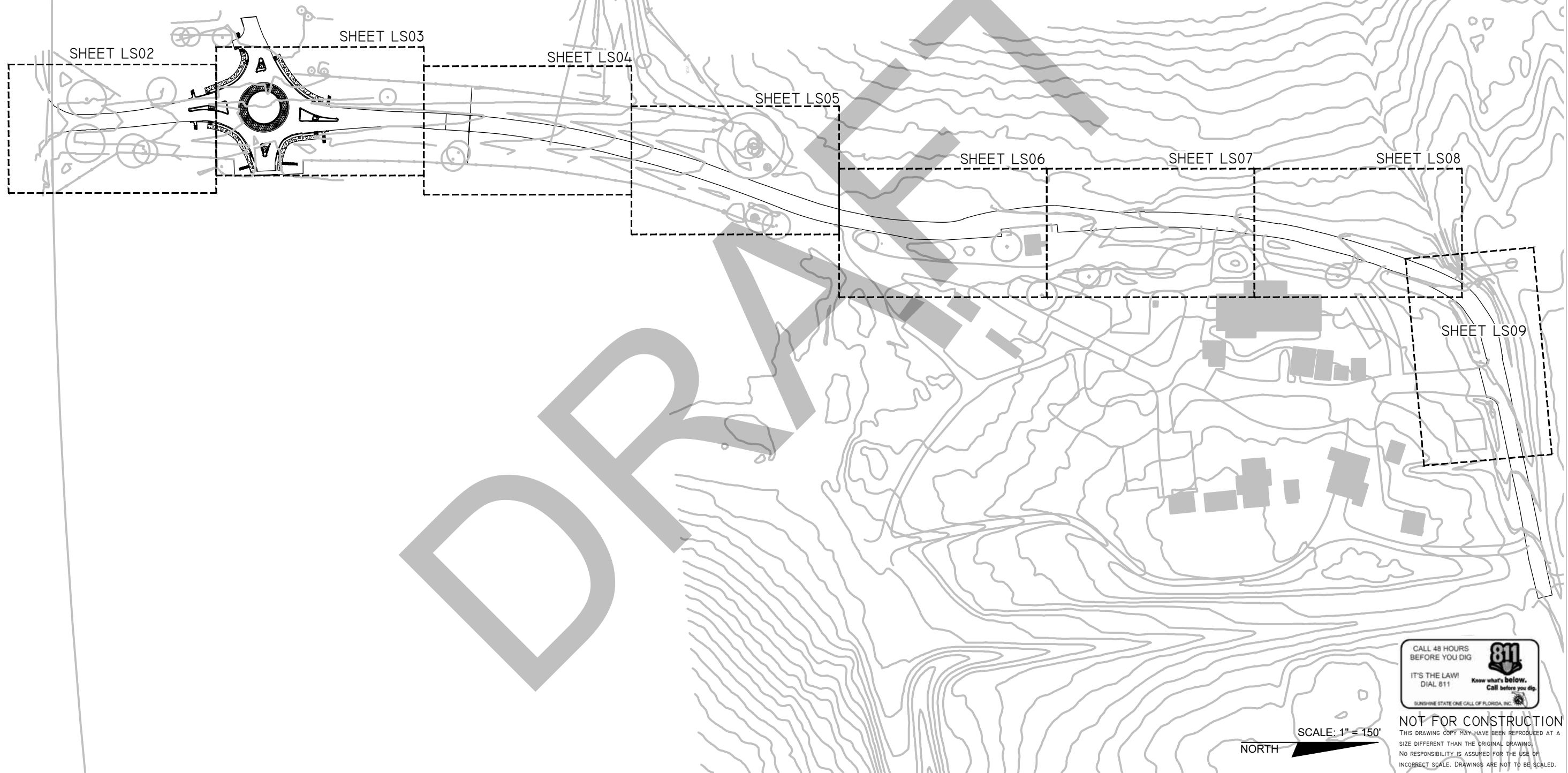
DAN STAUTY (507) 345.4568
DANS@VETTERSTONE.COM

1 MONUMENT ENTRY SIGNAGE
HS06 3/32" = 1'-0"



NOT FOR CONSTRUCTION
THIS DRAWING COPY MAY HAVE BEEN REPRODUCED AT A SIZE DIFFERENT THAN THE ORIGINAL DRAWING. NO RESPONSIBILITY IS ASSUMED FOR THE USE OF INCORRECT SCALE. DRAWINGS ARE NOT TO BE SCALED.

| REVISIONS | | | | MARK BAKER, RLA FL LICENSE NUMBER 6666776 WOOD + PARTNERS, INC. 7 LAFAYETTE PLACE HILTON HEAD, SOUTH CAROLINA 29926 | LEON COUNTY DEPARTMENT OF PUBLIC WORKS | | | SHEET NO. HS06 |
|-----------|-------------------------------|------|-------------|---|---|--------|----------------------|-----------------------|
| DATE | DESCRIPTION | DATE | DESCRIPTION | | ROAD NO. | COUNTY | FINANCIAL PROJECT ID | |
| 3-15-21 | REVISIONS PER REVIEW COMMENTS | | | | N/A | LEON | N/A | HARDSCAPE DETAILS |



NORTH
SCALE: 1" = 150'

NOT FOR CONSTRUCTION
THIS DRAWING COPY MAY HAVE BEEN REPRODUCED AT A SIZE DIFFERENT THAN THE ORIGINAL DRAWING. NO RESPONSIBILITY IS ASSUMED FOR THE USE OF INCORRECT SCALE. DRAWINGS ARE NOT TO BE SCALED.

| REVISIONS | | | | MARK BAKER, RLA FL LICENSE NUMBER 6666776 WOOD + PARTNERS, INC. 7 LAFAYETTE PLACE HILTON HEAD, SOUTH CAROLINA 29926 | LEON COUNTY DEPARTMENT OF PUBLIC WORKS | | | PLANTING KEY PLAN | SHEET NO. LS01 |
|-----------|-------------------------------|------|-------------|---|---|--------|----------------------|-------------------|-----------------------|
| DATE | DESCRIPTION | DATE | DESCRIPTION | | ROAD NO. | COUNTY | FINANCIAL PROJECT ID | | |
| 3-15-21 | REVISIONS PER REVIEW COMMENTS | | | | N/A | LEON | N/A | | |

EXHIBIT A SOLICITATION DOCUMENT

(17) – PITT

(1) – AGAM

(3) – ROSA

(31) – JUHO

(5) – DIVE

(52) – MUCA

(20) – IRIB

(22) – SERE

(11) – LOCH

(4) – VIOD

EXISTING FENCING TO REMAIN

APALACHEE
PARKWAY

(51) – MUCA

(24) – DIVE

(1) – CECA

(14) – JUHO

(12) – SERE

(20) – IRIB

(3) – SAPA

(3) – ROSA

(29) – JUHO

(16) – PITT

(1) – CECA

(5) – PASI

(1) – ACRU

(1) – QUVI

(49) – MUCA

(22) – SERE

(10) – LOCH

(5) – VIOD

EXISTING FENCING TO REMAIN

(5) – DIVE

(1) – AGAM

(56) – MUCA

REVISIONS

| DATE | DESCRIPTION | DATE | DESCRIPTION |
|---------|-------------------------------|------|-------------|
| 3-15-21 | REVISIONS PER REVIEW COMMENTS | | |

MARK BAKER, RLA
FL LICENSE NUMBER 6666776
WOOD + PARTNERS, INC.
7 LAFAYETTE PLACE
HILTON HEAD, SOUTH CAROLINA 29926

| LEON COUNTY DEPARTMENT OF PUBLIC WORKS | | |
|---|--------|----------------------|
| ROAD NO. | COUNTY | FINANCIAL PROJECT ID |
| N/A | LEON | N/A |

PLANTING PLAN ENLARGEMENT

SHEET
NO.

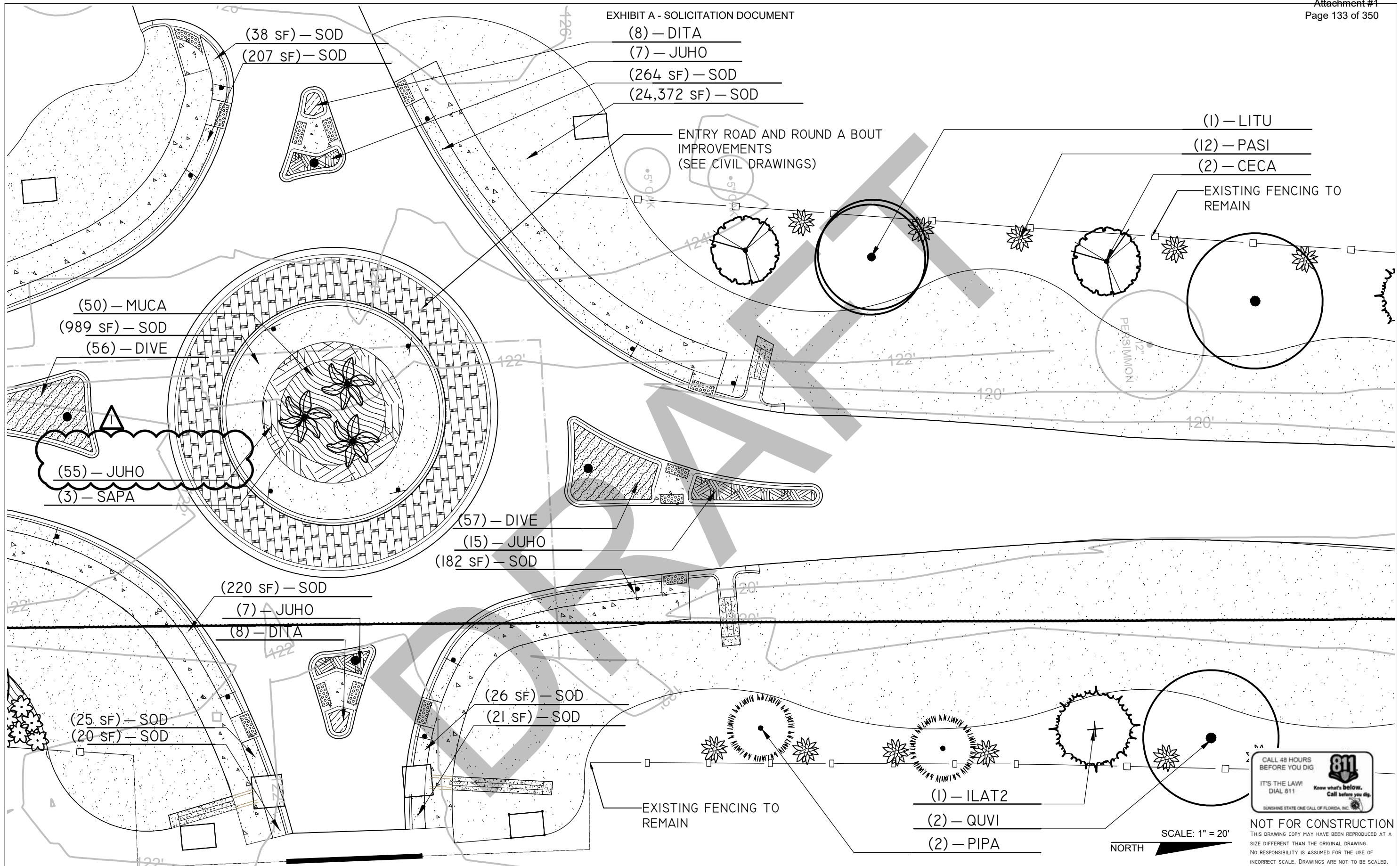
LS02

SCALE: 1" = 20'
NORTH



NOT FOR CONSTRUCTION
THIS DRAWING COPY MAY HAVE BEEN REPRODUCED AT A
SIZE DIFFERENT THAN THE ORIGINAL DRAWING.
NO RESPONSIBILITY IS ASSUMED FOR THE USE OF
INCORRECT SCALE. DRAWINGS ARE NOT TO BE SCALED.

EXHIBIT A - SOLICITATION DOCUMENT



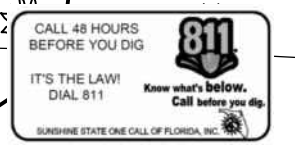
| REVISIONS | | | |
|-----------|-------------------------------|------|-------------|
| DATE | DESCRIPTION | DATE | DESCRIPTION |
| 3-15-21 | REVISIONS PER REVIEW COMMENTS | | |

MARK BAKER, RLA
FL LICENSE NUMBER 6666776
WOOD + PARTNERS, INC.
7 LAFAYETTE PLACE
HILTON HEAD, SOUTH CAROLINA 29926

| | | |
|---|--------|----------------------|
| LEON COUNTY DEPARTMENT OF PUBLIC WORKS | | |
| ROAD NO. | COUNTY | FINANCIAL PROJECT ID |
| N/A | LEON | N/A |

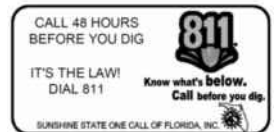
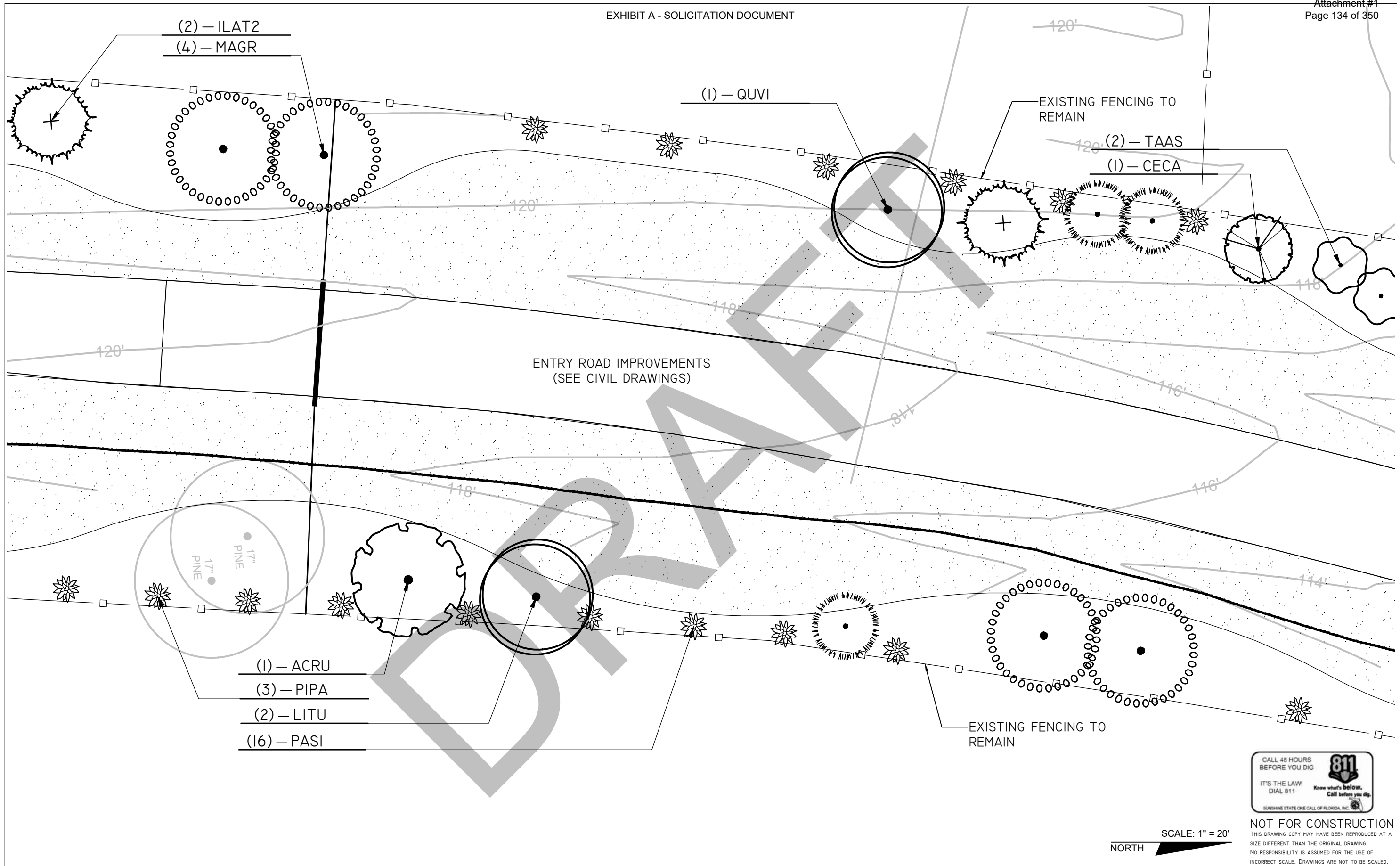
PLANTING PLAN ENLARGEMENT

SHEET NO.
LS03



NOT FOR CONSTRUCTION
THIS DRAWING COPY MAY HAVE BEEN REPRODUCED AT A SIZE DIFFERENT THAN THE ORIGINAL DRAWING. NO RESPONSIBILITY IS ASSUMED FOR THE USE OF INCORRECT SCALE. DRAWINGS ARE NOT TO BE SCALED.

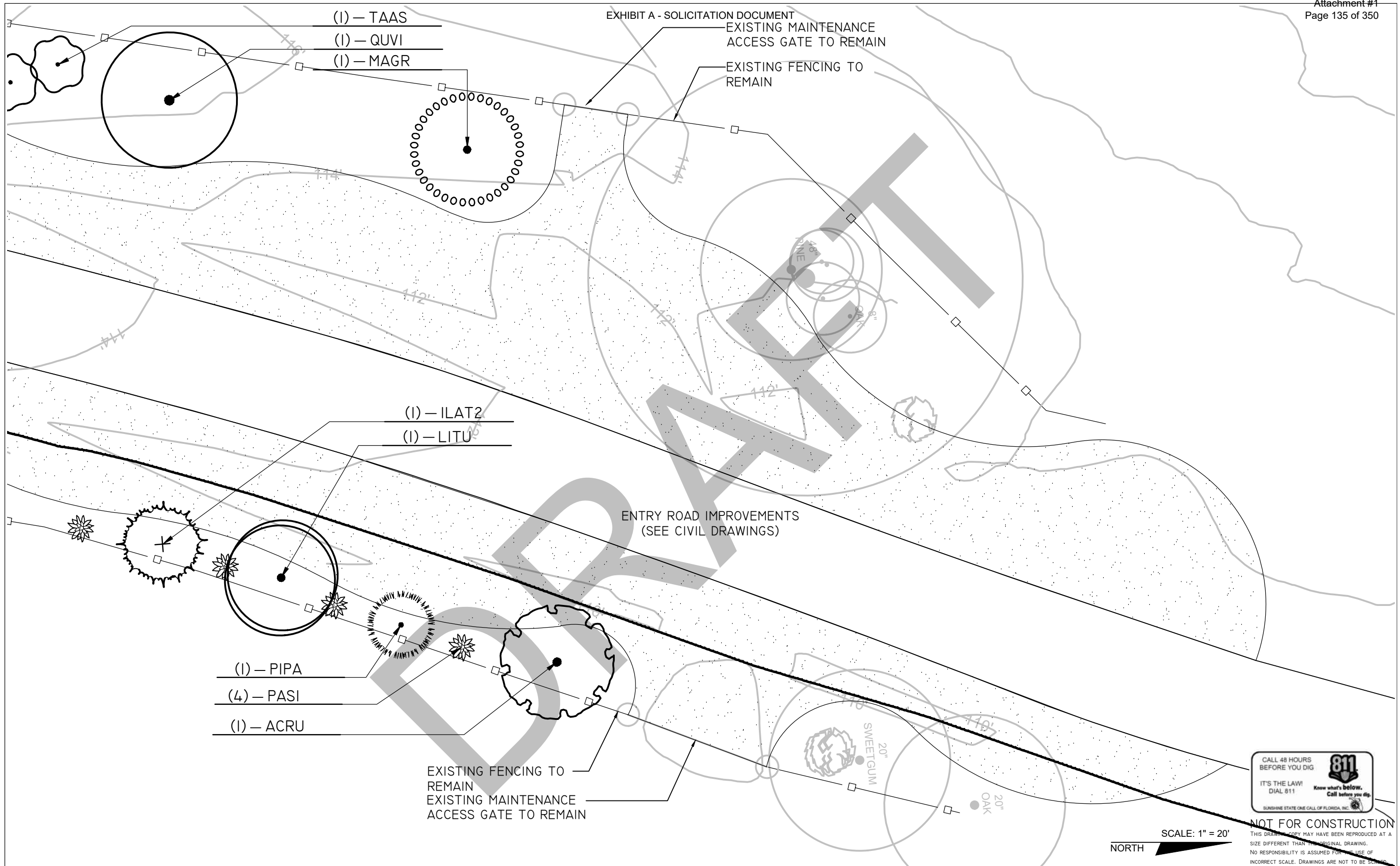
EXHIBIT A - SOLICITATION DOCUMENT



SCALE: 1" = 20'
NORTH

NOT FOR CONSTRUCTION
THIS DRAWING COPY MAY HAVE BEEN REPRODUCED AT A SIZE DIFFERENT THAN THE ORIGINAL DRAWING. NO RESPONSIBILITY IS ASSUMED FOR THE USE OF INCORRECT SCALE. DRAWINGS ARE NOT TO BE SCALED.

| REVISIONS | | | | MARK BAKER, RLA FL LICENSE NUMBER 6666776 WOOD + PARTNERS, INC. 7 LAFAYETTE PLACE HILTON HEAD, SOUTH CAROLINA 29926 | LEON COUNTY DEPARTMENT OF PUBLIC WORKS | | | SHEET NO. LS04 |
|-----------|-------------------------------|------|-------------|---|---|--------|----------------------|----------------------------------|
| DATE | DESCRIPTION | DATE | DESCRIPTION | | ROAD NO. | COUNTY | FINANCIAL PROJECT ID | |
| 3-15-21 | REVISIONS PER REVIEW COMMENTS | | | | N/A | LEON | N/A | PLANTING PLAN ENLARGEMENT |



(1) – TAAS
(1) – QUVI
(1) – MAGR

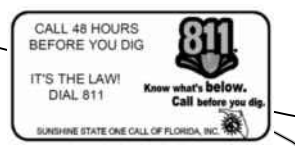
EXHIBIT A - SOLICITATION DOCUMENT
EXISTING MAINTENANCE ACCESS GATE TO REMAIN
EXISTING FENCING TO REMAIN

(1) – ILAT2
(1) – LITU

ENTRY ROAD IMPROVEMENTS
(SEE CIVIL DRAWINGS)

(1) – PIPA
(4) – PASI
(1) – ACRU

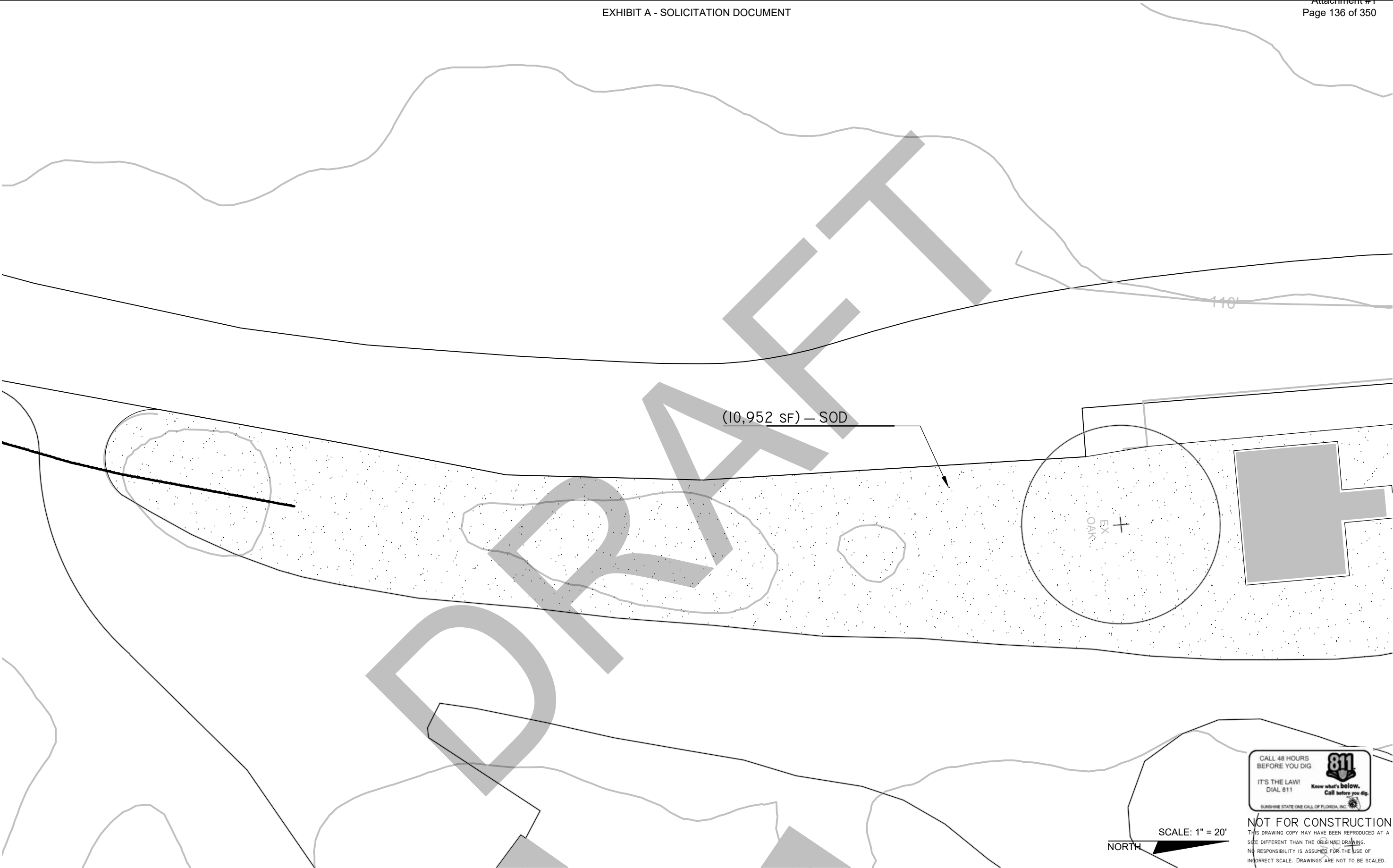
EXISTING FENCING TO REMAIN
EXISTING MAINTENANCE ACCESS GATE TO REMAIN



SCALE: 1" = 20'
NORTH

NOT FOR CONSTRUCTION
THIS DRAWING COPY MAY HAVE BEEN REPRODUCED AT A SIZE DIFFERENT THAN THE ORIGINAL DRAWING. NO RESPONSIBILITY IS ASSUMED FOR THE USE OF INCORRECT SCALE. DRAWINGS ARE NOT TO BE SCALE.

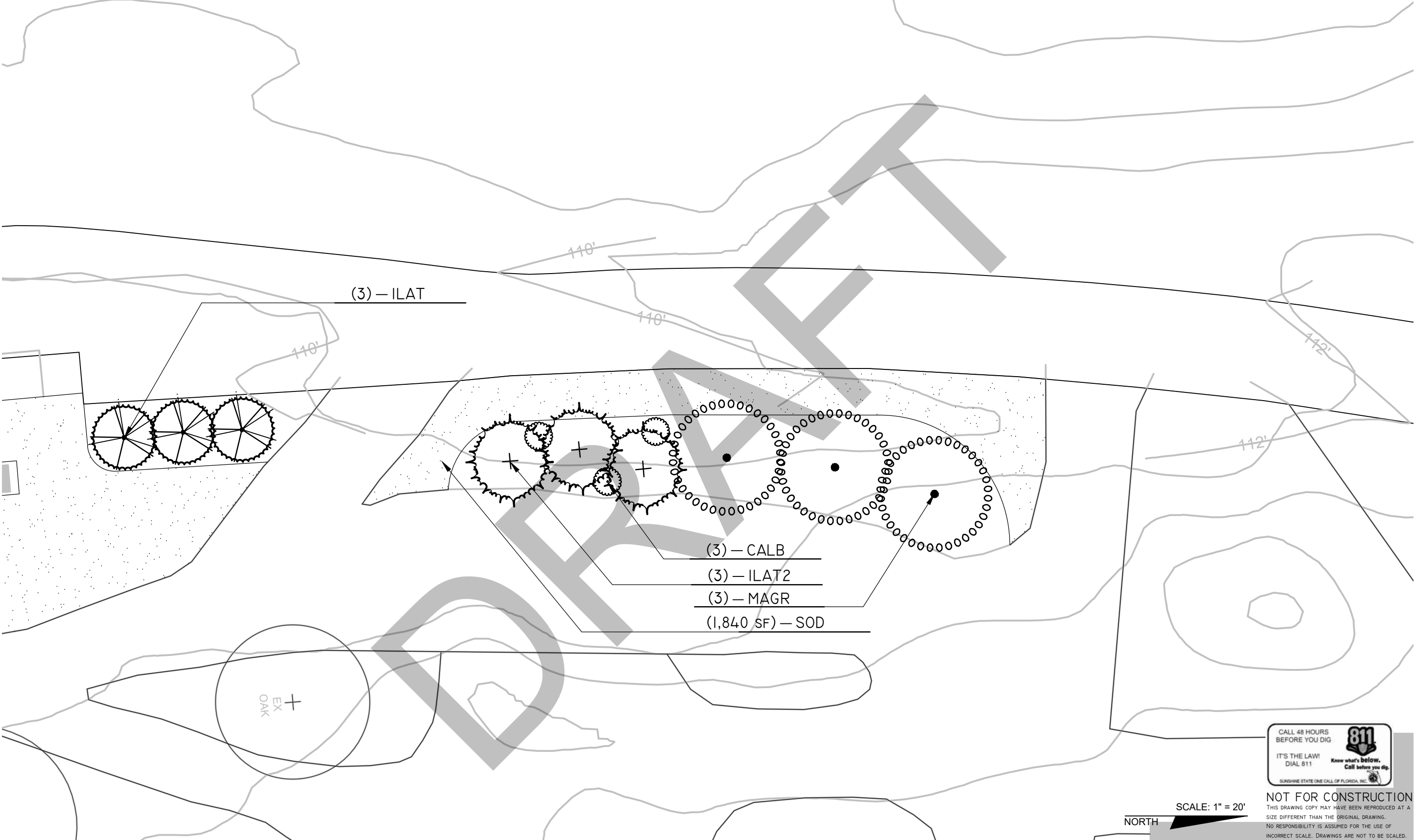
| REVISIONS | | | | MARK BAKER, RLA FL LICENSE NUMBER 6666776 WOOD + PARTNERS, INC. 7 LAFAYETTE PLACE HILTON HEAD, SOUTH CAROLINA 29926 | LEON COUNTY DEPARTMENT OF PUBLIC WORKS | | | SHEET NO. LS05 |
|-----------|-------------------------------|------|-------------|---|---|--------|----------------------|---------------------------|
| DATE | DESCRIPTION | DATE | DESCRIPTION | | ROAD NO. | COUNTY | FINANCIAL PROJECT ID | |
| 3-15-21 | REVISIONS PER REVIEW COMMENTS | | | | N/A | LEON | N/A | PLANTING PLAN ENLARGEMENT |



NORTH SCALE: 1" = 20'

NOT FOR CONSTRUCTION
THIS DRAWING COPY MAY HAVE BEEN REPRODUCED AT A SIZE DIFFERENT THAN THE ORIGINAL DRAWING. NO RESPONSIBILITY IS ASSUMED FOR THE USE OF INCORRECT SCALE. DRAWINGS ARE NOT TO BE SCALED.

| | | | | | | | | | |
|-----------|-------------------------------|------|-------------|---|---|--------|----------------------|----------------------------------|-----------|
| REVISIONS | | | | MARK BAKER, RLA FL LICENSE NUMBER 6666776 WOOD + PARTNERS, INC. 7 LAFAYETTE PLACE HILTON HEAD, SOUTH CAROLINA 29926 | LEON COUNTY DEPARTMENT OF PUBLIC WORKS | | | PLANTING PLAN ENLARGEMENT | SHEET NO. |
| DATE | DESCRIPTION | DATE | DESCRIPTION | | ROAD NO. | COUNTY | FINANCIAL PROJECT ID | | LS06 |
| 3-15-21 | REVISIONS PER REVIEW COMMENTS | | | | N/A | LEON | N/A | | |



| REVISIONS | | | |
|-----------|-------------------------------|------|-------------|
| DATE | DESCRIPTION | DATE | DESCRIPTION |
| 3-15-21 | REVISIONS PER REVIEW COMMENTS | | |

MARK BAKER, RLA
FL LICENSE NUMBER 6666776
WOOD + PARTNERS, INC.
7 LAFAYETTE PLACE
HILTON HEAD, SOUTH CAROLINA 29926

| LEON COUNTY DEPARTMENT OF PUBLIC WORKS | | |
|---|--------|----------------------|
| ROAD NO. | COUNTY | FINANCIAL PROJECT ID |
| N/A | LEON | N/A |

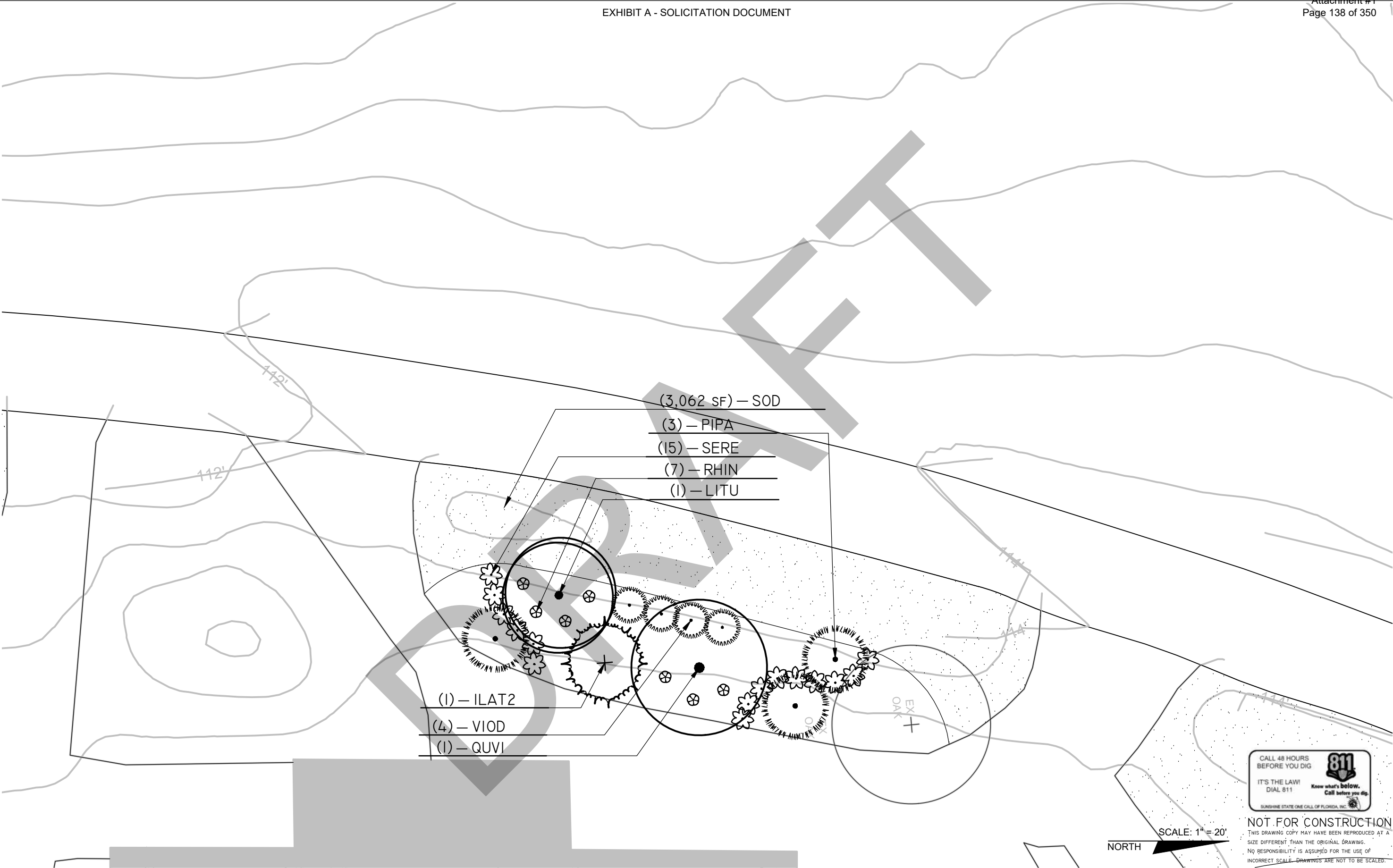
PLANTING PLAN ENLARGEMENT

SHEET NO.
LS07



SCALE: 1" = 20'
NORTH

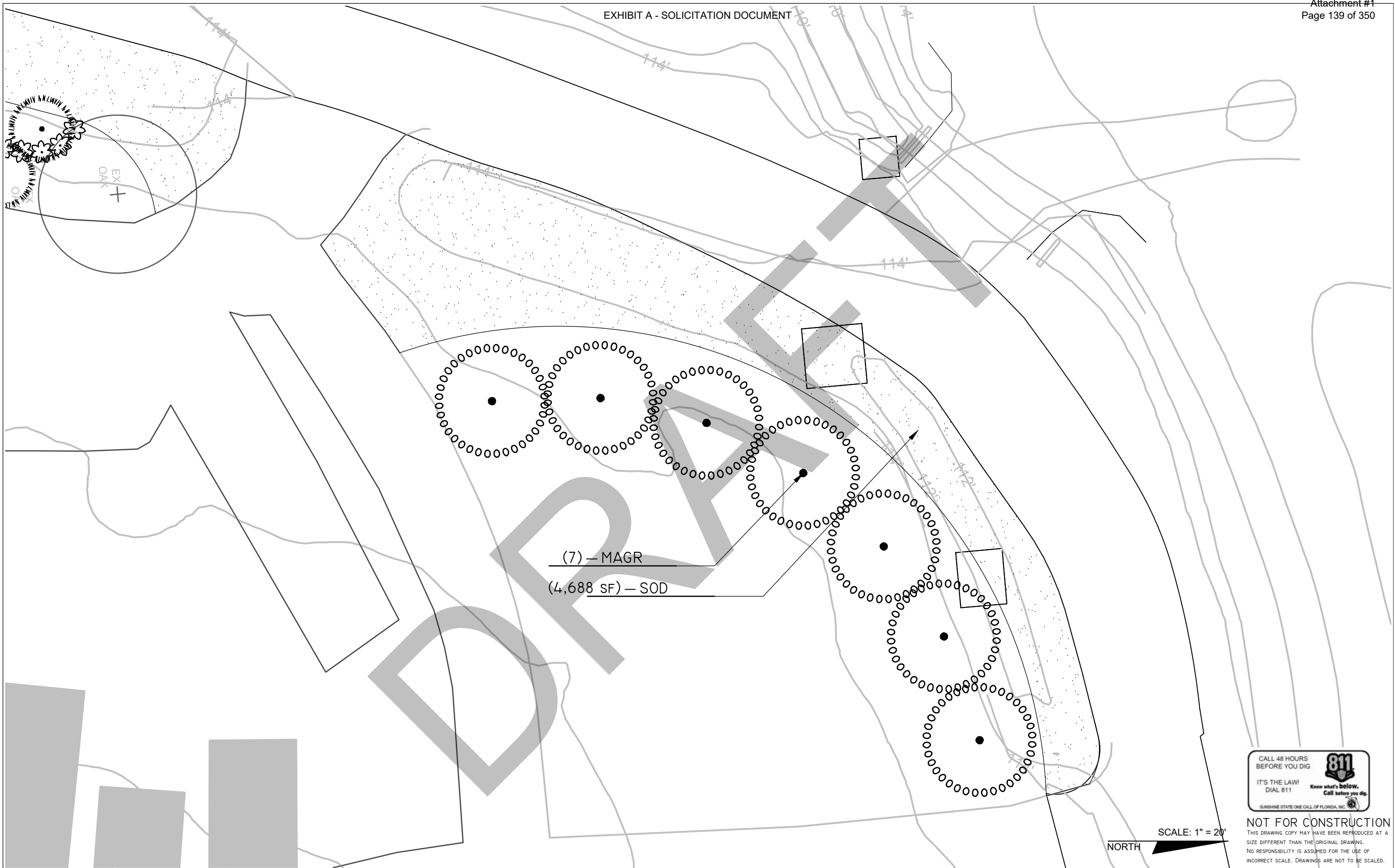
NOT FOR CONSTRUCTION
THIS DRAWING COPY MAY HAVE BEEN REPRODUCED AT A SIZE DIFFERENT THAN THE ORIGINAL DRAWING. NO RESPONSIBILITY IS ASSUMED FOR THE USE OF INCORRECT SCALE. DRAWINGS ARE NOT TO BE SCALED.



SCALE: 1" = 20'
NORTH

NOT FOR CONSTRUCTION
THIS DRAWING COPY MAY HAVE BEEN REPRODUCED AT A SIZE DIFFERENT THAN THE ORIGINAL DRAWING. NO RESPONSIBILITY IS ASSUMED FOR THE USE OF INCORRECT SCALE. DRAWINGS ARE NOT TO BE SCALED.

| REVISIONS | | | | MARK BAKER, RLA FL LICENSE NUMBER 6666776 WOOD + PARTNERS, INC. 7 LAFAYETTE PLACE HILTON HEAD, SOUTH CAROLINA 29926 | LEON COUNTY DEPARTMENT OF PUBLIC WORKS | | | SHEET NO. LS08 |
|-----------|-------------------------------|------|-------------|---|---|--------|----------------------|----------------------------------|
| DATE | DESCRIPTION | DATE | DESCRIPTION | | ROAD NO. | COUNTY | FINANCIAL PROJECT ID | |
| 3-15-21 | REVISIONS PER REVIEW COMMENTS | | | | N/A | LEON | N/A | PLANTING PLAN ENLARGEMENT |



NORTH
SCALE: 1" = 20'

NOT FOR CONSTRUCTION
THIS DRAWING COPY MAY HAVE BEEN REPRODUCED AT A SIZE DIFFERENT THAN THE ORIGINAL DRAWING. NO RESPONSIBILITY IS ASSUMED FOR THE USE OF INCORRECT SCALE. DRAWINGS ARE NOT TO BE SCALED.

| REVISIONS | | | | MARK BAKER, RLA FL LICENSE NUMBER 6666776 WOOD + PARTNERS, INC. 7 LAFAYETTE PLACE HILTON HEAD, SOUTH CAROLINA 29926 | LEON COUNTY DEPARTMENT OF PUBLIC WORKS | | | PLANTING PLAN ENLARGEMENT | SHEET NO. LS09 |
|-----------|-------------------------------|------|-------------|---|---|--------|----------------------|---------------------------|-------------------|
| DATE | DESCRIPTION | DATE | DESCRIPTION | | ROAD NO. | COUNTY | FINANCIAL PROJECT ID | | |
| 3-15-21 | REVISIONS PER REVIEW COMMENTS | | | | N/A | LEON | N/A | | |

EXHIBIT A - SOLICITATION DOCUMENT

PLANTING SCHEDULE: (ENTRANCE AND ACCESS ROADWAY)

PLANTING SCHEDULE: (ENTRANCE AND ACCESS ROADWAY CONT)

| TREES | CODE | QTY | BOTANICAL NAME | COMMON NAME | CONT | CAL | HEIGHT | REMARKS |
|--------|-------|-----|--|-----------------------------|---------|---------------|-----------|--|
| | ACRU | 3 | ACER RUBRUM 'FLORIDA FLAME' | FLORIDA FLAME RED MAPLE | FG B&B | 2.5" - 3" CAL | 12' - 14' | FL #1 MIN.; SINGLE LEADER |
| | CECA | 5 | CERCIS CANADENSIS | EASTERN REDBUD | FG B&B | 2" CAL. | 10' - 12' | FL #1 MIN.; SINGLE LEADER |
| | ILAT2 | 4 | ILEX X ATTENUATA 'EAST PALATKA' | EAST PALATKA HOLLY | FG B&B | 2" CAL. | 8' - 10' | FL #1 MIN.; SINGLE LEADER |
| | LITU | 4 | LIRIODENDRON TULIPIFERA | TULIP POPLAR | FG B&B | 4" CAL | 10'-12' | FL #1 MIN.; 6' C.T. |
| | MAGR | 5 | MAGNOLIA GRANDIFLORA | SOUTHERN MAGNOLIA | FG B&B | 2" CAL. | 9'-12' | FL #1 MIN.; SINGLE LEADER |
| | PIPA | 6 | PINUS PALUSTRIS | LONGLEAF PINE | FG B&B | 2" CAL. | 12' - 14' | FL #1 MIN.; SINGLE LEADER |
| | QUVI | 4 | QUERCUS VIRGINIANA | SOUTHERN LIVE OAK | FG B&B | 2" CAL. | 12'-14' | FL #1 MIN.; SINGLE LEADER |
| | SAPA | 9 | SABAL PALMETTO | CABBAGE PALM | FG B&B | | 12' C.T. | 12" CLEAR TRUNK; ROOT REGENERATIVE; FL #1 MIN. |
| | TAAS | 3 | TAXODIUM ASCENDENS | POND CYPRESS | FG B&B | 4" CAL | 12' - 14' | FL #1 MIN.; SINGLE LEADER |
| SHRUBS | CODE | QTY | BOTANICAL NAME | COMMON NAME | CONT | HEIGHT | SPREAD | REMARKS |
| | AGAM | 2 | AGAVE AMERICANA 'VARIEGATA' | VARIEGATED CENTURY PLANT | 15 GAL. | | 18" - 24" | FULL |
| | LOCH | 21 | LOROPETALUM CHINENSE 'EVER RED SUNSET' | EVER RED SUNSET LOROPETALUM | 3 GAL. | 12" - 15" | 15" - 18" | FULL POT |
| | PASI | 37 | PASSIFLORA INCARNATA | PASSION FLOWER VINE | 1 GAL | | | |
| | PITT | 33 | PITTOSPORUM TOBIRA 'WHEELER'S DWARF' | WHEELER'S DWARF PITTOSPORUM | 3 GAL. | 10"-12" | 12" - 15" | |
| | ROSA | 6 | ROSA X 'RADTKO' | DOUBLE KNOCKOUT ROSE | 3 GAL | | | |
| | SERE | 56 | SERENOA REPENS | SAW PALMETTO | 3 GAL. | 24"-36" | 24"-36" | |
| | VIOD | 9 | VIBURNUM ODORATISSIMUM | SWEET VIBURNUM | 3 GAL. | 18" - 20" | 18" - 24" | |

| GROUND COVERS | CODE | QTY | BOTANICAL NAME | COMMON NAME | CONT | HEIGHT | SPREAD | SPACING | REMARKS |
|---------------|------|-----|-----------------------------------|-----------------------------|--------|-----------|-----------|----------|---------|
| | DITA | 16 | DIANELLA TASHANICA 'VARIEGATA' | VARIEGATED FLAX LILY | 1 GAL | 6' - 10" | 10"-12" | 18" o.c. | |
| | DIVE | 147 | DIETES VEGETA | AFRICAN IRIS | 1 GAL. | 10"-12" | 10" - 12" | 24" o.c. | |
| | IRIB | 40 | IRIS SIBIRICA 'BENNERUP BLUE' | BENNERUP BLUE SIBERIAN IRIS | 1 GAL. | 6' - 10" | 6" - 10" | 18" o.c. | |
| | JUHO | 176 | JUNIPERUS HORIZONTALIS 'WILTONII' | BLUE RUG JUNIPER | 1 GAL | 6"-8" | 6"-12" | 30" o.c. | |
| | MUCA | 258 | MUHLENBERGIA CAPILLARIS | PINK MUHLY | 3 GAL. | 14" - 16" | 12" - 15" | 36" o.c. | |

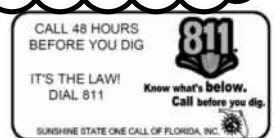
| SOD/SEED | CODE | QTY | BOTANICAL NAME | COMMON NAME | CONT | HEIGHT | SPREAD | SPACING | REMARKS |
|----------|------|-----------|------------------------|----------------|------|--------|--------|---------|---------|
| | SOD | 67,286 SF | EREMOCHLOA OPHIUROIDES | CENTPEDE GRASS | TURF | | | | |

PLANTING SCHEDULE: (A2 AREA SCREENING)

| TREES | CODE | QTY | BOTANICAL NAME | COMMON NAME | CONT | CAL | HEIGHT | REMARKS |
|-------|-------|-----|---------------------------------|--------------------|--------|---------|-----------|---------------------------|
| | ILAT | 3 | ILEX OPACA | AMERICAN HOLLY | FG B&B | 2" CAL. | 9'-12' | MIN. FL #1 PER FL G&S |
| | ILAT2 | 4 | ILEX X ATTENUATA 'EAST PALATKA' | EAST PALATKA HOLLY | FG B&B | 2" CAL. | 8' - 10' | FL #1 MIN.; SINGLE LEADER |
| | LITU | 1 | LIRIODENDRON TULIPIFERA | TULIP POPLAR | FG B&B | 4" CAL | 10'-12' | FL #1 MIN.; 6' C.T. |
| | MAGR | 10 | MAGNOLIA GRANDIFLORA | SOUTHERN MAGNOLIA | FG B&B | 2" CAL. | 9'-12' | FL #1 MIN.; SINGLE LEADER |
| | PIPA | 3 | PINUS PALUSTRIS | LONGLEAF PINE | FG B&B | 2" CAL. | 12' - 14' | FL #1 MIN.; SINGLE LEADER |
| | QUVI | 1 | QUERCUS VIRGINIANA | SOUTHERN LIVE OAK | FG B&B | 2" CAL. | 12'-14' | FL #1 MIN.; SINGLE LEADER |

| SHRUBS | CODE | QTY | BOTANICAL NAME | COMMON NAME | CONT | HEIGHT | SPREAD | REMARKS |
|--------|------|-----|-------------------------------|----------------------|--------|-----------|-----------|---------|
| | CALB | 3 | CALLICARPA AMERICANA | AMERICAN BEAUTYBERRY | 7 GAL. | 36"-42" | 30"-36" | |
| | RHIN | 7 | RHODODENDRON INDICA 'FORMOSA' | FORMOSA AZALEA | 3 GAL. | 24"-30" | 24"-30" | |
| | SERE | 15 | SERENOA REPENS | SAW PALMETTO | 3 GAL. | 24"-36" | 24"-36" | |
| | VIOD | 4 | VIBURNUM ODORATISSIMUM | SWEET VIBURNUM | 3 GAL. | 18" - 20" | 18" - 24" | |

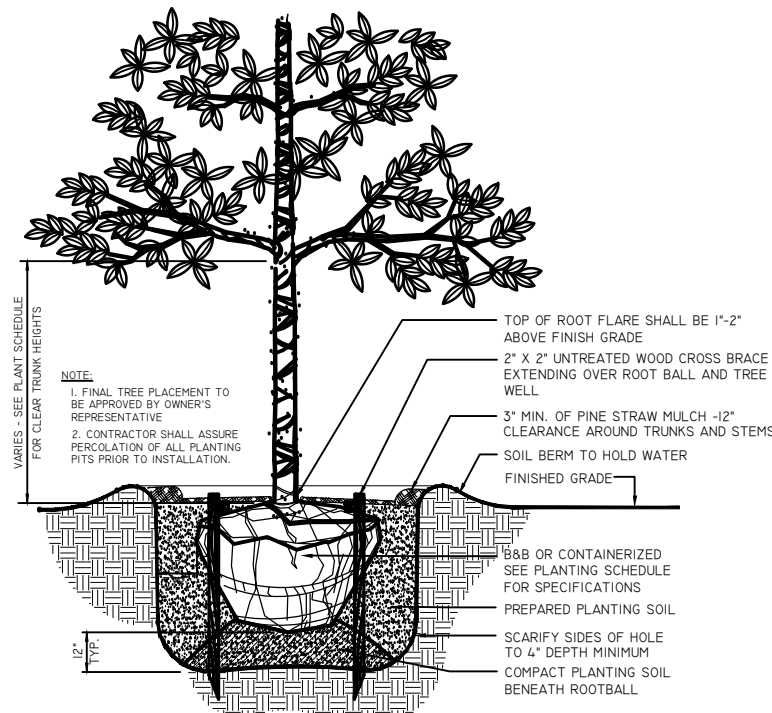
| SOD/SEED | CODE | QTY | BOTANICAL NAME | COMMON NAME | CONT | HEIGHT | SPREAD | SPACING | REMARKS |
|----------|------|-----------|------------------------|----------------|------|--------|--------|---------|---------|
| | SOD | 20,534 SF | EREMOCHLOA OPHIUROIDES | CENTPEDE GRASS | TURF | | | | |



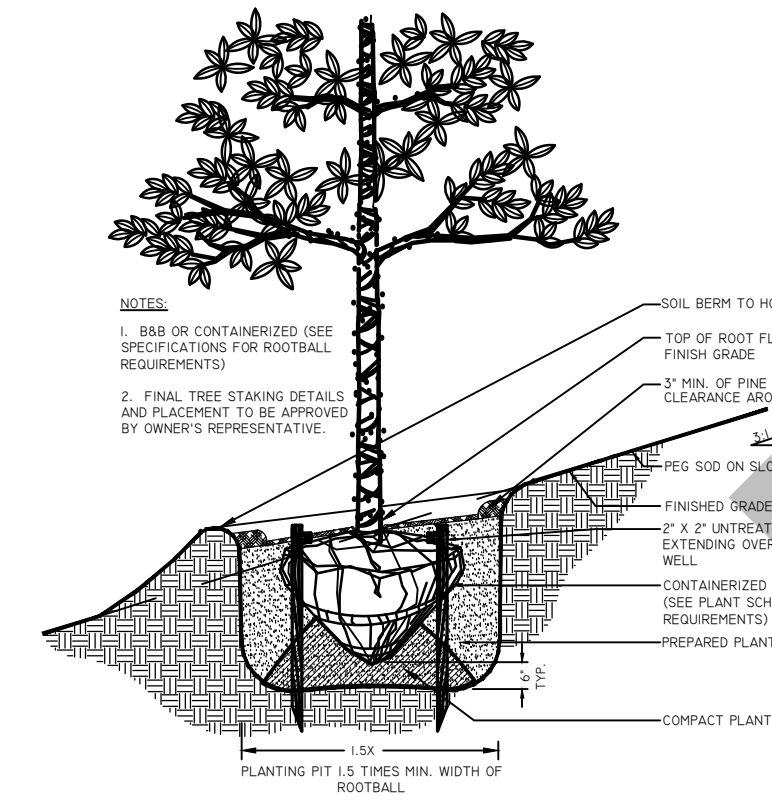
NOT FOR CONSTRUCTION
THIS DRAWING COPY MAY HAVE BEEN REPRODUCED AT A SIZE DIFFERENT THAN THE ORIGINAL DRAWING. NO RESPONSIBILITY IS ASSUMED FOR THE USE OF INCORRECT SCALE. DRAWINGS ARE NOT TO BE SCALED.



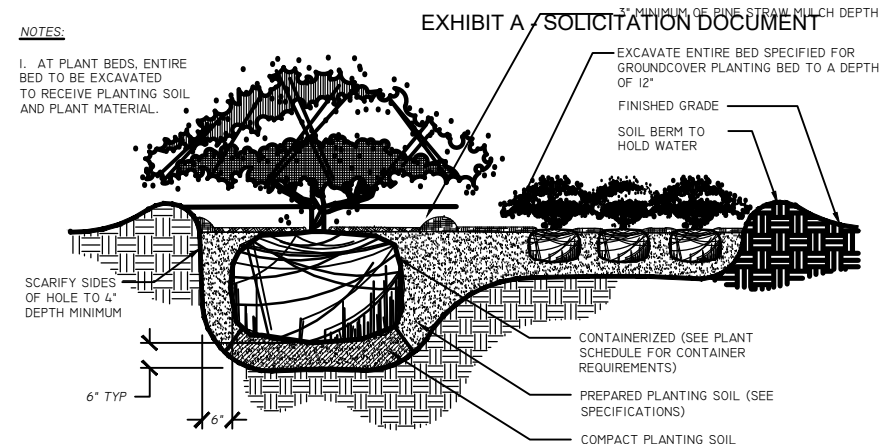
| REVISIONS | | | | MARK BAKER, RLA FL LICENSE NUMBER 6666776 WOOD + PARTNERS, INC. 7 LAFAYETTE PLACE HILTON HEAD, SOUTH CAROLINA 29926 | LEON COUNTY DEPARTMENT OF PUBLIC WORKS | | | PLANTING SCHEDULE | SHEET NO. |
|-----------|-------------------------------|------|-------------|---|---|--------|----------------------|-------------------|-----------|
| DATE | DESCRIPTION | DATE | DESCRIPTION | | ROAD NO. | COUNTY | FINANCIAL PROJECT ID | | |
| 3-15-21 | REVISIONS PER REVIEW COMMENTS | | | | N/A | LEON | N/A | | |



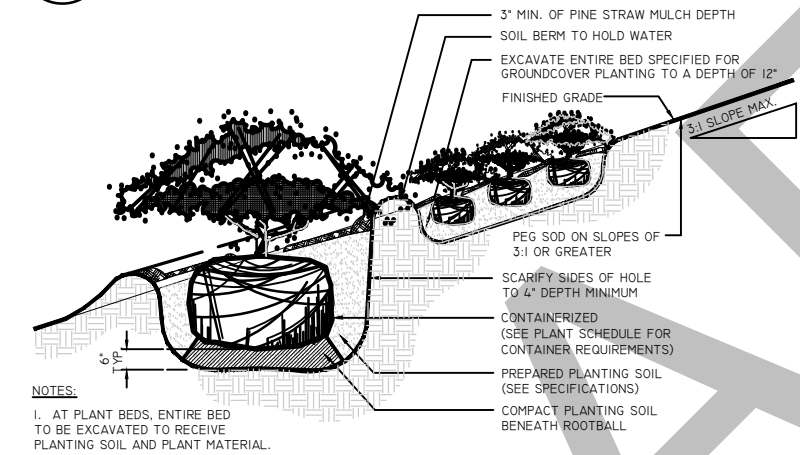
1 SHADE TREE PLANTING
LSII NOT TO SCALE



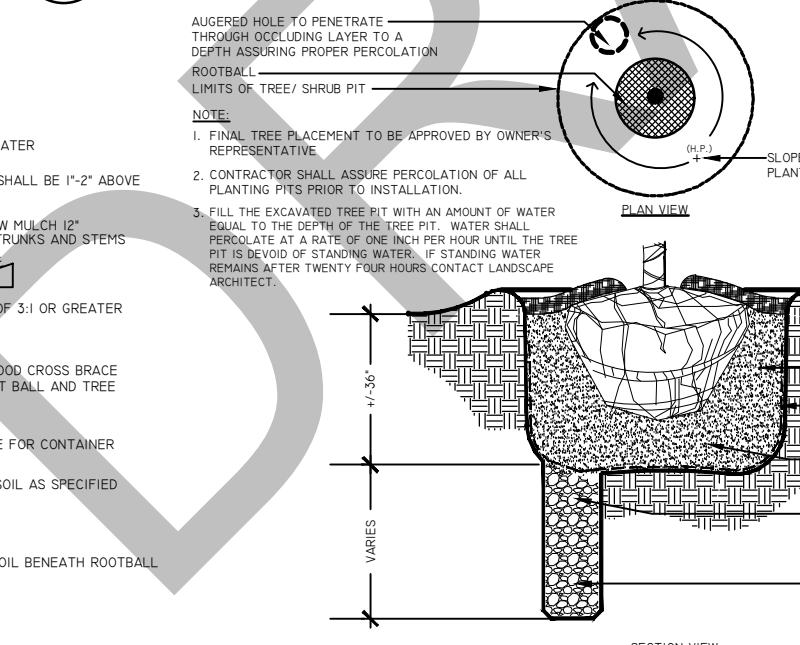
5 SHADE TREE PLANTING ON SLOPE
LSII NOT TO SCALE



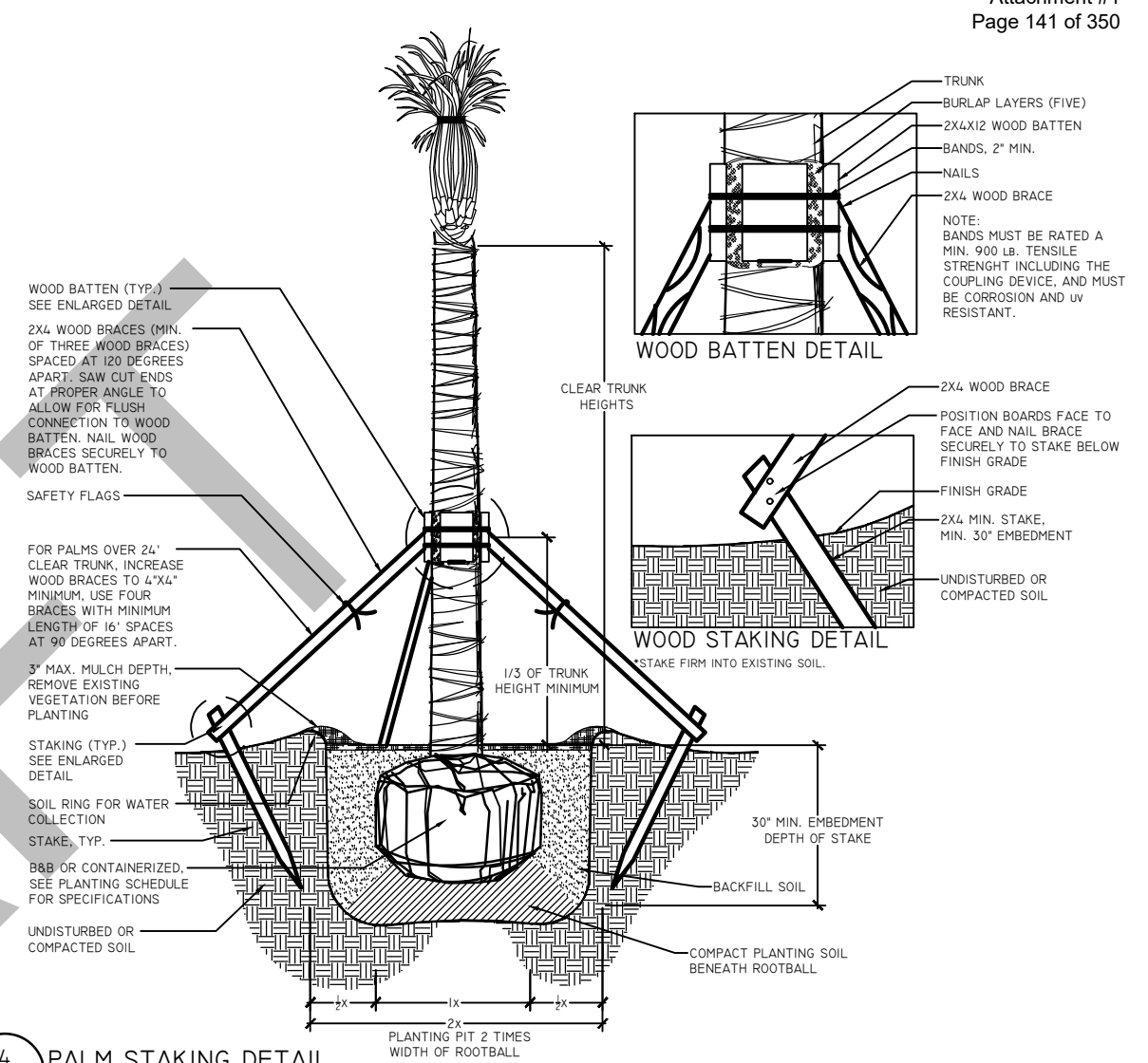
2 SHRUB/ ORNAMENTAL GRASSES PLANTING
LS09 NOT TO SCALE



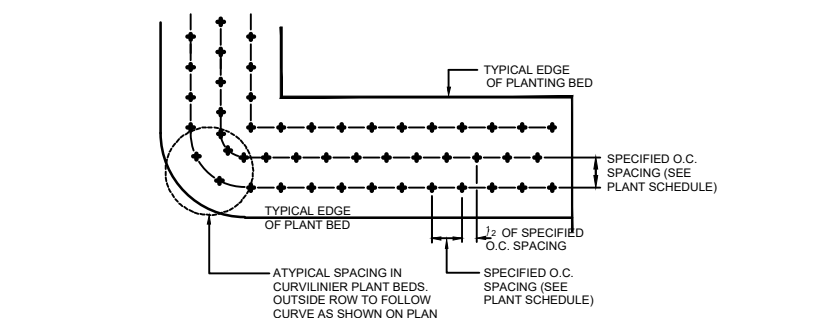
3 SHRUB/ ORNAMENTAL GRASSES ON SLOPE PLANTING
LSII NOT TO SCALE



6 PLANTING IN POOR SOILS
LSII NOT TO SCALE



4 PALM STAKING DETAIL
LSII NOT TO SCALE



7 GROUND COVER SPACING
LSII NOT TO SCALE

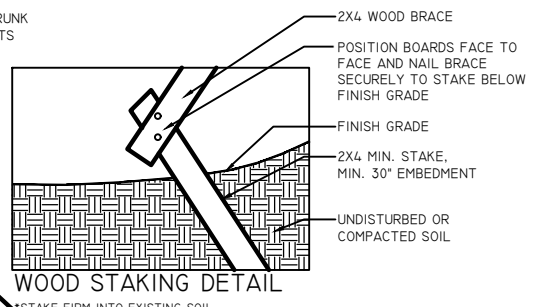
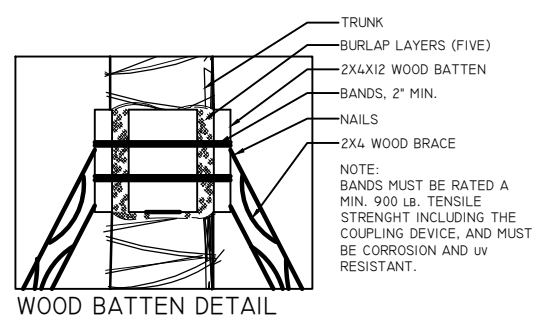


EXHIBIT A SOLICITATION DOCUMENT

NOTES:
1. AT PLANT BEDS, ENTIRE BED TO BE EXCAVATED TO RECEIVE PLANTING SOIL AND PLANT MATERIAL.

3\"/>

2 SHRUB/ ORNAMENTAL GRASSES PLANTING
LS09 NOT TO SCALE

3\"/>

3 SHRUB/ ORNAMENTAL GRASSES ON SLOPE PLANTING
LSII NOT TO SCALE

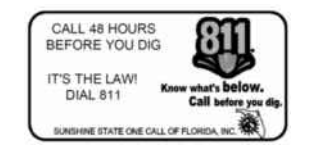
AUGERED HOLE TO PENETRATE THROUGH OCCLUDING LAYER TO A DEPTH ASSURING PROPER PERCOLATION
ROOTBALL LIMITS OF TREE/ SHRUB PIT
NOTE:
1. FINAL TREE PLACEMENT TO BE APPROVED BY OWNER'S REPRESENTATIVE.
2. CONTRACTOR SHALL ASSURE PERCOLATION OF ALL PLANTING PITS PRIOR TO INSTALLATION.
3. FILL THE EXCAVATED TREE PIT WITH AN AMOUNT OF WATER EQUAL TO THE DEPTH OF THE TREE PIT. WATER SHALL PERCOLATE AT A RATE OF ONE INCH PER HOUR UNTIL THE TREE PIT IS DEVOID OF STANDING WATER. IF STANDING WATER REMAINS AFTER TWENTY FOUR HOURS CONTACT LANDSCAPE ARCHITECT.

WOOD BATTEN (TYP.) SEE ENLARGED DETAIL
2X4 WOOD BRACES (MIN. OF THREE WOOD BRACES) SPACED AT 120 DEGREES APART. SAW CUT ENDS AT PROPER ANGLE TO ALLOW FOR FLUSH CONNECTION TO WOOD BATTEN. NAIL WOOD BRACES SECURELY TO WOOD BATTEN.
SAFETY FLAGS
FOR PALMS OVER 24' CLEAR TRUNK, INCREASE WOOD BRACES TO 4\"/>

4 PALM STAKING DETAIL
LSII NOT TO SCALE

TYPICAL EDGE OF PLANTING BED
SPECIFIED O.C. SPACING (SEE PLANT SCHEDULE)
TYPICAL EDGE OF PLANT BED
1/2 OF SPECIFIED O.C. SPACING
ATYPICAL SPACING IN CURVILINEAR PLANT BEDS. OUTSIDE ROW TO FOLLOW CURVE AS SHOWN ON PLAN
SPECIFIED O.C. SPACING (SEE PLANT SCHEDULE)

7 GROUND COVER SPACING
LSII NOT TO SCALE



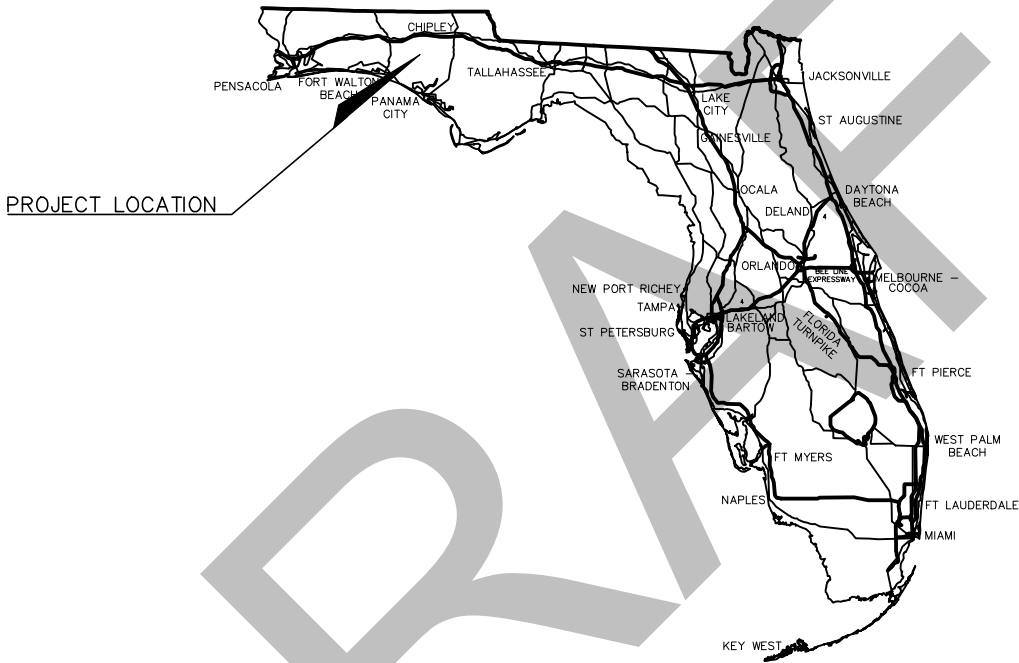
NOT FOR CONSTRUCTION
THIS DRAWING COPY MAY HAVE BEEN REPRODUCED AT A SIZE DIFFERENT THAN THE ORIGINAL DRAWING.
NO RESPONSIBILITY IS ASSUMED FOR THE USE OF INCORRECT SCALE. DRAWINGS ARE NOT TO BE SCALED.

| REVISIONS | | | | MARK BAKER, RLA FL LICENSE NUMBER 6666776 WOOD + PARTNERS, INC. 7 LAFAYETTE PLACE HILTON HEAD, SOUTH CAROLINA 29926 | LEON COUNTY DEPARTMENT OF PUBLIC WORKS | | | SHEET NO. LSII |
|-----------|-------------------------------|------|-------------|---|---|--------|----------------------|-----------------------|
| DATE | DESCRIPTION | DATE | DESCRIPTION | | ROAD NO. | COUNTY | FINANCIAL PROJECT ID | |
| 3-15-21 | REVISIONS PER REVIEW COMMENTS | | | | N/A | LEON | N/A | PLANTING DETAILS |

**LEON COUNTY
DEPARTMENT OF PUBLIC WORKS**

IRRIGATION PLANS

**LEON COUNTY
APALACHEE REGIONAL PARK IMPROVEMENTS**



THIS ITEM HAS BEEN DIGITALLY SIGNED & SEALED BY:

ON THE DATE ADJACENT TO THE SEAL

NOT FOR CONSTRUCTION

MICHAEL CLARK, CID
CERTIFICATION NO. 570
FEBRUARY 2021
DATE

PRINTED COPIES OF THIS DOCUMENT ARE NOT CONSIDERED SIGNED AND SEALED AND THE SIGNATURE MUST BE VERIFIED ON ANY ELECTRONIC COPIES

THE ABOVE NAMED CERTIFIED IRRIGATION DESIGNER SHALL BE RESPONSIBLE FOR THE FOLLOWING SHEETS IN ACCORDANCE WITH RULE 61G10-11.011, F.A.C.

SHEET INDEX:

| | |
|-----------|--------------------------------|
| IR01-IR02 | IRRIGATION NOTES AND SCHEDULES |
| IR03-IR11 | IRRIGATION PLAN ENLARGEMENTS |
| IR12-IR13 | IRRIGATION DETAILS |

GOVERNING STANDARD PLANS:
Florida Department of Transportation, FY2020-21 Standard plans for Road and Bridge Construction and applicable Interim Revisions (Irs).

Standard Plans for Road Construction and associated Irs are available at the following website:
<http://www.fdot.gov/design/Standardplans.shtm>

GOVERNING STANDARD SPECIFICATIONS:
Florida Department of Transportation, January, 2021 Standard Specifications for Road and Bridge Construction at the following website:

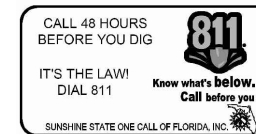
<http://www.fdot.gov/programmanagement/Implemented/SpecBooks>

IRRIGATION DESIGNER OF RECORD:

MICHAEL CLARK, CID
IA CERTIFICATION NO. 570
CLARK IRRIGATION DESIGN & CONSULTING, INC.
P.O. BOX 693
LAVONIA, GA 30553
706.356.1948

PROJECT MANAGER:

FELTON ARD, P.E.
(850) 606-1515

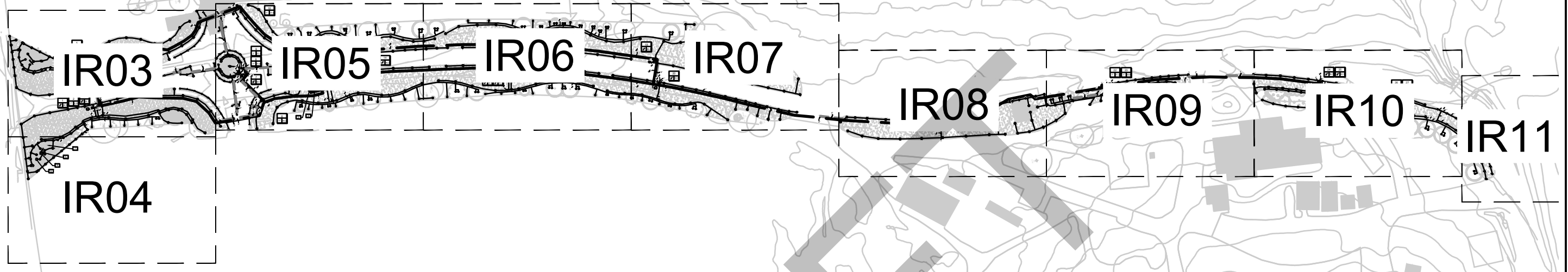


NOT FOR CONSTRUCTION

This drawing copy may have been reproduced at a size different than the original drawing. No responsibility is assumed for the use of incorrect scale. Drawings are not to be scaled.

| | |
|-------------|-----------|
| FISCAL YEAR | SHEET NO. |
| 21 | |

NOTICE: THE OFFICIAL RECORD OF THIS SHEET IS THE ELECTRONIC FILE DIGITALLY SIGNED AND SEALED UNDER RULE 61G15-23.004, F.A.C.



IRRIGATION SCHEDULE

SYMBOL



MANUFACTURER/MODEL/DESCRIPTION
Rain Bird PESB
1", 1-1/2", 2" Plastic Industrial Valves. Low Flow Operating Capability, Globe Configuration. With Scrubber Technology for Reliable Performance in Dirty Water Irrigation Applications.



Hunter HQ-44LRC-AW
Quick coupler valve, yellow rubber locking cover, red brass and stainless steel, with 1" NPT inlet, 2-piece body. Acme Key with Anti-Rotation Wings.



Nibco T-113
Class 125 bronze gate shut off valve with wheel handle, same size as mainline pipe diameter at valve location. Size Range - 1/4" - 3"



Buckner-Superior 3100 1-1/2"
Normally Open Brass Master Valve that Provides Dirty Water Protection. Available in 3/4", 1", 1-1/4", 1-1/2", 2", 2-1/2" and 3".



Febco 825Y 1-1/2"
Reduced Pressure Backflow Preventer



Rain Bird ESPLXIVM-LXMMSS
60 station 2-wire, exterior stainless steel pedestal. Flow sensing.



Rain Bird IQ-NCC-4G
IQ NCC Cell Data Modem Cartridge. Provide 3 year subscription to IQ4 in owners name.



Rain Bird WR2-RFS
Wireless Rain/Freeze Sensor.



Creative Sensor Technology FSI-T15-001
1.5" (40mm) PVC tee type flow sensor w/socket ends, custom mounting tee and ultra lightweight impeller enhances low flow measurement. 2 wire digital output compatible w/all irrigation controllers. Flow range 1.8-108 GPM.

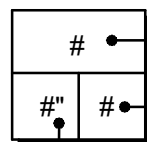


Water Meter 2"

----- Irrigation Lateral Line: PVC Class 200 SDR 21

----- Irrigation Mainline: PVC Class 200 SDR 21

----- Pipe Sleeve: PVC Schedule 40
Valve Callout



Valve Number

Valve Flow

Valve Size

IRRIGATION SCHEDULE

SYMBOL



Rain Bird 1804-SAM-PRS 15 Strip Series
Turf Spray 4.0" Pop-Up Sprinkler with Co-Molded Wiper Seal. 1/2" NPT Female Threaded Inlet. With Seal-A-Matic Check Valve. Pressure Regulating.



Rain Bird 1804-SAM-PRS ADJ
Turf Spray 4.0" Pop-Up Sprinkler with Co-Molded Wiper Seal. 1/2" NPT Female Threaded Inlet. With Seal-A-Matic Check Valve. Pressure Regulating.



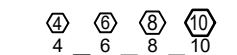
Rain Bird 1812-SAM-PRS 15 Strip Series
Shrub Spray 12.0" Pop-Up Sprinkler with Co-Molded Wiper Seal. 1/2" NPT Female Threaded Inlet. With Seal-A-Matic Check Valve, and Pressure Regulating Device.



Rain Bird 1812-SAM-PRS 12 Series MPR
Shrub Spray 12.0" Pop-Up Sprinkler with Co-Molded Wiper Seal. 1/2" NPT Female Threaded Inlet. With Seal-A-Matic Check Valve, and Pressure Regulating Device.



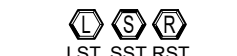
Rain Bird 1812-SAM-PRS 15 Series MPR
Shrub Spray 12.0" Pop-Up Sprinkler with Co-Molded Wiper Seal. 1/2" NPT Female Threaded Inlet. With Seal-A-Matic Check Valve, and Pressure Regulating Device.



Rain Bird 1812-SAM-PRS ADJ
Shrub Spray 12.0" Pop-Up Sprinkler with Co-Molded Wiper Seal. 1/2" NPT Female Threaded Inlet. With Seal-A-Matic Check Valve, and Pressure Regulating Device.



Rain Bird 1806-SAM-PRS with Hunter MP Corner
Turf Rotator, 6" pop-up with factory installed check valve, pressure regulated to 30 psi, MP Rotator nozzle. T=Turquoise adj arc 45-105.



Rain Bird 1806-SAM-PRS with Hunter MP Strip
Turf Rotator, 6" pop-up with factory installed check valve, pressure regulated to 30 psi, MP Rotator nozzle. LST=Ivory left strip, SST=Brown side strip, RST=Copper right strip.



Rain Bird 1806-SAM-PRS with Hunter MP1000
Turf Rotator, 6" pop-up with check valve, pressure regulated to 30 psi, MP Rotator nozzle. M=Maroon adj arc 90 to 210, L=Light Blue 210 to 270 arc, O=Olive 360 arc.



Rain Bird 1806-SAM-PRS with Hunter MP2000
Turf Rotator, 6" pop-up with factory installed check valve, pressure regulated to 30 psi, MP Rotator nozzle. K=Black adj arc 90-210, G=Green adj arc 210-270, R=Red 360 arc.



Rain Bird 1806-SAM-PRS with Hunter MP3000
Turf Rotator, 6" pop-up with factory installed check valve, pressure regulated to 30 psi, MP Rotator nozzle. B=Blue adj arc 90-210, Y=Yellow adj arc 210-270, A=Gray 360 arc.



Rain Bird 1806-SAM-PRS with Hunter MP3500
Turf Rotator, 6.0" pop-up with factory installed check valve, pressure regulated to 30 psi, MP Rotator nozzle. LB=light brown adjustable arc, 90-210.



Rain Bird 1806-SAM-PRS-1400 Flood 1401
Flood Bubbler 6.0" popup with check valve and pressure regulator

SCALE: 1" = 150'
NORTH

REVISIONS

| DATE | DESCRIPTION | DATE | DESCRIPTION |
|------|-------------|------|-------------|
| | | | |

MICHAEL CLARK, CID
IA CERTIFICATION NUMBER 570
CLARK IRRIGATION DESIGN & CONSULTING, INC.
P.O. BOX 693
LAVONIA, GEORGIA 30553

| LEON COUNTY DEPARTMENT OF PUBLIC WORKS | | |
|---|--------|----------------------|
| ROAD NO. | COUNTY | FINANCIAL PROJECT ID |
| N/A | LEON | N/A |

IRRIGATION NOTES AND SCHEDULES

SHEET NO.
IR01

NOTICE: THE OFFICIAL RECORD OF THIS SHEET IS THE ELECTRONIC FILE DIGITALLY SIGNED AND SEALED UNDER RULE 61G15-23.004, F.A.C.

TWO WIRE CONTROL SYSTEM NOTES

1. ALL DECODER WIRE SPLICE CONNECTORS TO BE 3M DBY-6 OR BETTER.
2. ALL DECODER TO VALVE SOLENOID SPLICE CONNECTORS TO BE 3M DBY-6 OR BETTER
3. ALL GROUNDING POINTS TO HAVE LSP-01 LIGHTNING ARRESTOR INSTALLED INLINE AS PER MANUFACTURER'S REQUIREMENTS AND INSTALLED AS PER DETAIL.
4. IRRIGATION CONTRACTOR IS RESPONSIBLE FOR OBTAINING ALL NECESSARY MANUFACTURERS INSTALLATION TRAINING PRIOR TO PROJECT START, NOTIFY LANDSCAPE ARCHITECT WHEN TRAINING HAS BEEN COMPLETED.
5. IRRIGATION CONTRACTOR IS RESPONSIBLE FOR TRAINING OWNERS STAFF, AS NEEDED, ON THE OPERATION AND MAINTENANCE OF THE CONTROL SYSTEM.
6. IRRIGATION CONTRACTOR IS RESPONSIBLE FOR COMPLETE PROGRAMMING AND OPERATION OF BASELINE CONTROL SYSTEM FOR 6 MONTHS FROM THE DAY THE CONTROLLER BECOMES FUNCTIONAL. CONTRACTOR TO PROVIDE THE OWNERS REPRESENTATIVE A COMPUTER SPREAD SHEET THAT SHOWS EACH PROGRAM, OPERATIONAL DAYS AND RUN TIMES PER ZONE.
7. CONTROLLER, MASTER VALVE AND FLOW SENSOR ARE TO BE PROGRAMMED FOR MAINLINE OVER-FLOW SHUT DOWN/ALERT AND ZONE OVER-FLOW SHUT DOWN/ALERT.

CONTROLLER INSTALLATION NOTES

1. IRRIGATION CONTRACTOR TO COORDINATE EXACT LOCATION OF CONTROLLER WITH OWNER'S REPRESENTATIVE.
2. PROVIDE 120VAC 10 AMP POWER TO JUNCTION BOX INSIDE OF THE CONTROLLER PEDESTAL.
3. IRRIGATION CONTRACTOR TO HARD WIRE CONTROLLER TO POWER SUPPLY AS PER PREVAILING CODE.
4. CONTROLLER TO BE SECURELY ATTACHED TO THE CONCRETE PEDESTAL BASE USING STAINLESS STEEL FASTENERS MADE FOR CONCRETE.
5. ALL IRRIGATION CONTROL WIRE ABOVE GRADE TO BE ENCASED IN PVC ELECTRICAL CONDUIT.
6. IRRIGATION CONTRACTOR IS RESPONSIBLE FOR ALL POTENTIAL PEDESTAL PENETRATIONS AND THE SEALING OF THOSE PENETRATIONS.
7. CONTROLLER TO INCOMING SURGE PROTECTION AND BE GROUNDED AS PER MANUFACTURERS RECOMMENDATIONS.

GENERAL NOTES

1. ALL TRENCHING TO BE OUTSIDE OF TREE DRIP LINE
2. MAINLINE TO HAVE MINIMUM OF 18" OF COVER AND A MINIMUM OF 18" OFF OF THE HARDSCAPE
3. LATERALS TO HAVE MINIMUM OF 12" OF COVER AND A MINIMUM OF 12" OFF OF THE HARDSCAPE
4. NO ROCKS, BOULDERS OR SHARP OBJECTS TO BE IN TRENCH BACKFILL
5. ALL PIPE TO BE INSTALLED AS PER MANUFACTURES SPECIFICATIONS
6. SPRINKLERS AND RELATED EQUIPMENT TO BE INSTALLED AS PER DETAILS
7. TWO WIRE CONTROL WIRE TO BE 14 GA UL 2 CONDUCTOR, JACKETED AND APPROVED BY 2-WIRE CONTROLLER MANUFACTURER
8. ALL 2-WIRE CONTROL WIRE TO HAVE 14GA "BLUE" TRACER WIRE FROM THE CONTROLLER TO ALL CONTROL VALVES. TRACER WIRE TO HAVE A 24" LOOP LOCATED IN EACH CONTROL VALVE AND ISOLATION VALVE BOXES.
9. WIRE SPLICES TO BE DONE AS PER DETAILS
10. ALL WIRE SPLICES OUTSIDE OF CONTROL VALVE BOX TO BE IN 10" VALVE BOX
11. TWO WIRE CONDUCTORS TO BE COLOR CODED
12. CONTRACTOR SHALL INSTALL MANUFACTURES GROUNDING EQUIPMENT ON BOTH THE POWER AND OUTPUT SIDES OF CONTROLLER, ALL GROUNDING POINTS TO BE INSTALLED AS PER PLANS AND DETAILS
13. AT EACH VALVE AND CHANGE IN MAINLINE DIRECTION CONTRACTOR TO INSTALL A 30" LOOP OF EXTRA WIRE
14. SPRINKLERS ARE TO BE ADJUSTED TO AVOID OVER-SPRAY INTO NON-IRRIGATED AREAS
15. ELECTRIC CONTROL VALVES ARE TO BE INSTALLED IN VALVE BOXES AS FOLLOWS
14" RECTANGULAR MINIMUM FOR EACH ELECTRIC CONTROL VALVE
16. SPRINKLERS TO BE INSTALLED 12" FROM FOUNDATIONS AND 2" FROM HARDSCAPE
17. CONTRACTOR TO ADD RISER EXTENSIONS TO SPRINKLERS IF REQUIRED TO MAINTAIN PROPER COVERAGE
18. ALL PIPING TO BE FLUSHED PRIOR TO INSTALLATION OF SPRINKLERS
19. ALL VALVES, QUICK COUPLER VALVES, WIRE SPLICES TO BE IN LANDSCAPED BEDS WHEREVER POSSIBLE
20. CONTRACTOR IS RESPONSIBLE FOR OBTAINING PROPER COVERAGE OF AREA TO BE IRRIGATED, MAKE ADJUSTMENTS AS NECESSARY
21. CONTRACTOR SHALL EXERCISE CARE NOT TO DAMAGE EXISTING UTILITIES REPAIRING ANY DAMAGES AT HIS OWN COST
22. PLAN IS DIAGRAMMATIC TO IMPROVE CLARITY ALL IRRIGATION EQUIPMENT TO BE INSTALLED WITHIN PROPERTY LINES AND LANDSCAPED AREAS
23. ANY DISCREPANCIES BETWEEN THE PLAN AND THE SITE TO BE REFERRED TO THE OWNERS REPRESENTATIVE PRIOR TO CONSTRUCTION
24. CONTRACTOR TO PROVIDE 1 YEAR WARRANTY OF ALL PRODUCTS AND WORKMANSHIP TO INCLUDE WINTERIZATION AND SPRING START-UP
25. CONTRACTOR TO PROVIDE OWNER AND OR LANDSCAPE ARCHITECT RECORD DRAWING PRIOR TO SUBSTANTIAL COMPLETION.
26. INSTALLATION OF IRRIGATION SLEEVES IS THE IRRIGATION CONTRACTORS RESPONSIBILITY IRRIGATION CONTRACTOR TO COORDINATE WITH GENERAL CONTRACTOR SLEEVE INSTALLATION PRIOR TO PAVEMENT INSTALLATION
27. CLEANUP AND DISPOSE OF ALL DEBRIS, WASTE AND EXCESS CONSTRUCTION MATERIALS LEAVE AREA NEAT, CLEAN AND READY FOR OWNERS USE PROVIDE CLEAN PAVEMENT SURFACES INCLUDING AREAS OF PUBLIC R.O.W.

RAIN BIRD IQ4 REMOTE ACCESS NOTES

1. PROVIDE 3 YEAR SUBSCRIPTION, FOR THE OWNER, TO THE RAIN BIRD IQ4 REMOTE ACCESS CLOUD BASED SYSTEM.
2. PROVIDE 3 YEAR CELL MODEM DATA PLAN FOR IQ4 ACCESS.
2. FULLY SET UP IQ4 TO ACCESS THE CONTROLLER AND ALLOW FOR ALL CONTROL SYSTEM ALERTS, CONTROLLER PROGRAMING, FLOW MANAGMENT, AUTOMATED ET/WEATHER DOWNLOAD, AND PROGRAM SET UP.
3. PROVIDE A MINIMUM OF 4 HOURS OF RAIN BIRD IQ4 MANUFACTURERS TRAINING FOR THE OWNERS REPRESENTATIVES.

REFERENCE NOTES SCHEDULE

| SYMBOL | DESCRIPTION |
|--------|--|
| 1 | Irrigation system water source to be a 2" service line from the water main to a 2" meter and 1-1/2" backflow preventer. System requirements are 47 gpm at a static pressure of 67 psi. Verify flow and pressure prior to construction. |
| 2 | Provide and install an insulated aluminum backflow preventer enclosure on a concrete pad as per plan detail and manufacturers instructions. |
| 3 | Install Master Valve and Flow Sensor as per plan detail and manufacturers instructions. Set up Master Valve for shut down on mainline over-flow. |
| 4 | Coordinate the exact location of the controller with the owners representative. Provide 120v 20 amp power to the controller. Install controller as per plan detail and manufacturers instructions. |
| 5 | Provide 3 years of Rain Bird IQ4 remote access in the owners name. |
| 6 | Coordinate the exact location of the Rain Freeze sensor with the owners representative. Install and program as per plan detail and manufacturers instructions. |
| 7 | 2-Wire cable from the controller to zone #1 is to be installed in 1" SCH 40 PVC electrical conduit. Tracer wire to be installed next to the conduit. Minimum depth of cover to be 12". |

VALVE SCHEDULE

| NUMBER | MODEL | SIZE | TYPE | GPM | PSI | PSI @ POC | PRECIP |
|--------|----------------|--------|-------------|-------|-------|-----------|-----------|
| 1 | Rain Bird PESB | 1-1/2" | Shrub Spray | 44.90 | 38.24 | 57.54 | 1.54 in/h |
| 2 | Rain Bird PESB | 1" | Bubbler | 5.25 | 32.91 | 46.12 | 2.63 in/h |
| 3 | Rain Bird PESB | 1-1/2" | Turf Rotary | 45.67 | 37.4 | 56.85 | 0.43 in/h |
| 4 | Rain Bird PESB | 1-1/2" | Shrub Spray | 42.08 | 36.21 | 55.4 | 1.63 in/h |
| 5 | Rain Bird PESB | 1-1/2" | Turf Rotary | 47.07 | 37.71 | 58.1 | 0.45 in/h |
| 6 | Rain Bird PESB | 1" | Turf Spray | 18.21 | 35.96 | 49.35 | 2.64 in/h |
| 7 | Rain Bird PESB | 1-1/2" | Shrub Spray | 32.67 | 36.82 | 52.78 | 1.93 in/h |
| 8 | Rain Bird PESB | 1" | Turf Spray | 21.61 | 34.55 | 48.64 | 3.69 in/h |
| 9 | Rain Bird PESB | 1" | Turf Spray | 21.74 | 34.61 | 48.74 | 3.67 in/h |
| 10 | Rain Bird PESB | 1" | Turf Spray | 17.58 | 34.85 | 49.24 | 2.84 in/h |
| 11 | Rain Bird PESB | 1-1/2" | Turf Rotary | 37.43 | 36.55 | 51.72 | 0.38 in/h |
| 12 | Rain Bird PESB | 1-1/2" | Bubbler | 21.00 | 39.4 | | 3.24 in/h |
| 13 | Rain Bird PESB | 1-1/2" | Turf Rotary | 38.95 | 37.43 | 59.58 | 0.49 in/h |
| 14 | Rain Bird PESB | 1-1/2" | Bubbler | 25.25 | 37.56 | 54.32 | 4.98 in/h |
| 15 | Rain Bird PESB | 1-1/2" | Turf Rotary | 35.71 | 36.41 | 55.98 | 0.46 in/h |
| 16 | Rain Bird PESB | 1-1/2" | Bubbler | 30.25 | 39.23 | 56.93 | 4.26 in/h |
| 17 | Rain Bird PESB | 1-1/2" | Turf Rotary | 38.92 | 36.83 | 60.15 | 0.37 in/h |
| 18 | Rain Bird PESB | 1-1/2" | Bubbler | 27.50 | 37.88 | 55.99 | 4.1 in/h |
| 19 | Rain Bird PESB | 1-1/2" | Turf Rotary | 36.42 | 36.49 | 58.34 | 0.37 in/h |
| 20 | Rain Bird PESB | 1-1/2" | Turf Rotary | 34.48 | 38.49 | 59.27 | 0.46 in/h |
| 21 | Rain Bird PESB | 1-1/2" | Turf Rotary | 35.09 | 36.34 | | 0.38 in/h |
| 22 | Rain Bird PESB | 1" | Turf Rotary | 21.24 | 36.43 | 53.82 | 0.4 in/h |
| 23 | Rain Bird PESB | 1" | Bubbler | 24.75 | 36.6 | 55.67 | 4.75 in/h |
| 24 | Rain Bird PESB | 1-1/2" | Shrub Spray | 26.71 | 35.76 | 57.15 | 1.23 in/h |
| 25 | Rain Bird PESB | 1-1/2" | Turf Rotary | 33.71 | 37.57 | 63.8 | 0.52 in/h |
| 26 | Rain Bird PESB | 1-1/2" | Bubbler | 28.00 | 37.5 | 61.24 | 7.7 in/h |
| 27 | Rain Bird PESB | 1-1/2" | Turf Spray | 28.63 | 37.42 | 61.69 | 1.36 in/h |

CRITICAL ANALYSIS

Generated: 2021-01-20 15:29

P.O.C. NUMBER: 01
Water Source Information:

FLOW AVAILABLE
Water Meter Size: 2"
Flow Available: 77.18 gpm

PRESSURE AVAILABLE
Static Pressure at POC: 70.00 psi
Elevation Change: 5.00 ft
Service Line Size: 2"
Length of Service Line: 20.00 ft
Pressure Available: 67.00 psi

DESIGN ANALYSIS
Maximum Station Flow: 47.07 gpm
Flow Available at POC: 77.18 gpm
Residual Flow Available: 30.11 gpm

Pressure Req. at Critical Station: 37.57 psi
Loss for Fittings: 1.08 psi
Loss for Main Line: 10.83 psi
Loss for POC to Valve Elevation: 0.00 psi
Loss for Backflow: 12.10 psi
Loss for Master Valve: 1.26 psi
Loss for Water Meter: 0.95 psi
Critical Station Pressure at POC: 63.79 psi
Pressure Available: 67.00 psi
Residual Pressure Available: 3.21 psi

REVISIONS

| DATE | DESCRIPTION | DATE | DESCRIPTION |
|------|-------------|------|-------------|
| ---- | ---- | ---- | ---- |

MICHAEL CLARK, CID
IA CERTIFICATION NUMBER 570
CLARK IRRIGATION DESIGN & CONSULTING,
INC.
P.O. BOX 693
LAVONIA, GEORGIA 30553

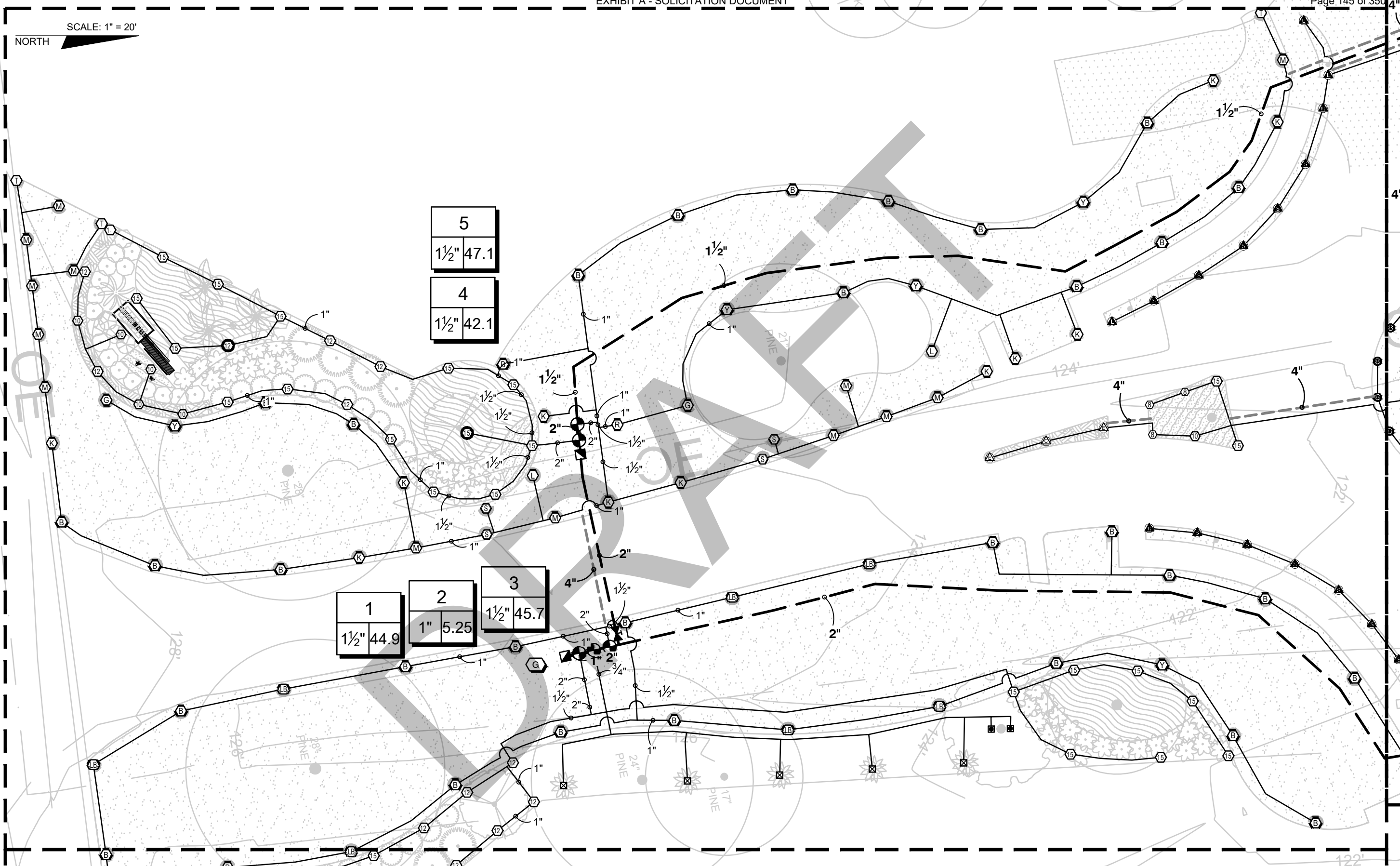
| | | |
|---|--------|----------------------|
| LEON COUNTY DEPARTMENT OF PUBLIC WORKS | | |
| ROAD NO. | COUNTY | FINANCIAL PROJECT ID |
| N/A | LEON | N/A |

| |
|--------------------------------|
| IRRIGATION NOTES AND SCHEDULES |
| IR02 |

SHEET NO.
IR02

NOTICE: THE OFFICIAL RECORD OF THIS SHEET IS THE ELECTRONIC FILE DIGITALLY SIGNED AND SEALED UNDER RULE 61G15-23.004, F.A.C.

SCALE: 1" = 20'
NORTH



| | |
|-----|------|
| 5 | |
| 1½" | 47.1 |
| 4 | |
| 1½" | 42.1 |

| | |
|-----|------|
| 1 | |
| 1½" | 44.9 |

| | |
|----|------|
| 2 | |
| 1" | 5.25 |

| | |
|-----|------|
| 3 | |
| 1½" | 45.7 |

| REVISIONS | | | |
|-----------|-------------|------|-------------|
| DATE | DESCRIPTION | DATE | DESCRIPTION |
| | | | |

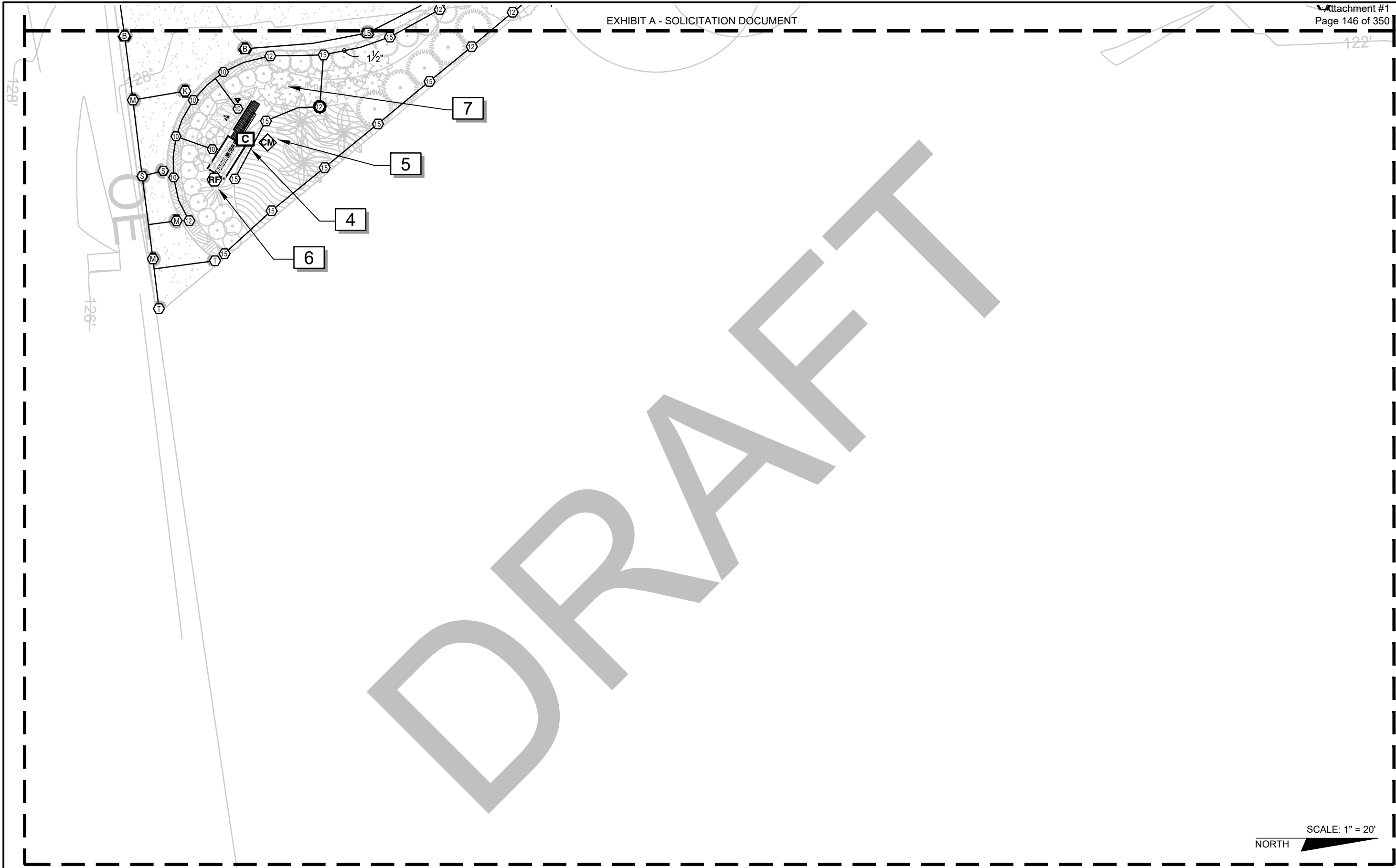
MICHAEL CLARK, CID
IA CERTIFICATION NUMBER 570
CLARK IRRIGATION DESIGN & CONSULTING,
INC.
P.O. BOX 693
LAVONIA, GEORGIA 30553

| | | |
|---|--------|----------------------|
| LEON COUNTY DEPARTMENT OF PUBLIC WORKS | | |
| ROAD NO. | COUNTY | FINANCIAL PROJECT ID |
| N/A | LEON | N/A |

IRRIGATION PLAN ENLARGEMENTS

SHEET NO.
IR03

NOTICE: THE OFFICIAL RECORD OF THIS SHEET IS THE ELECTRONIC FILE DIGITALLY SIGNED AND SEALED UNDER RULE 61G15-23.004, F.A.C.



REVISIONS

| DATE | DESCRIPTION | DATE | DESCRIPTION |
|------|-------------|------|-------------|
| --- | --- | --- | --- |

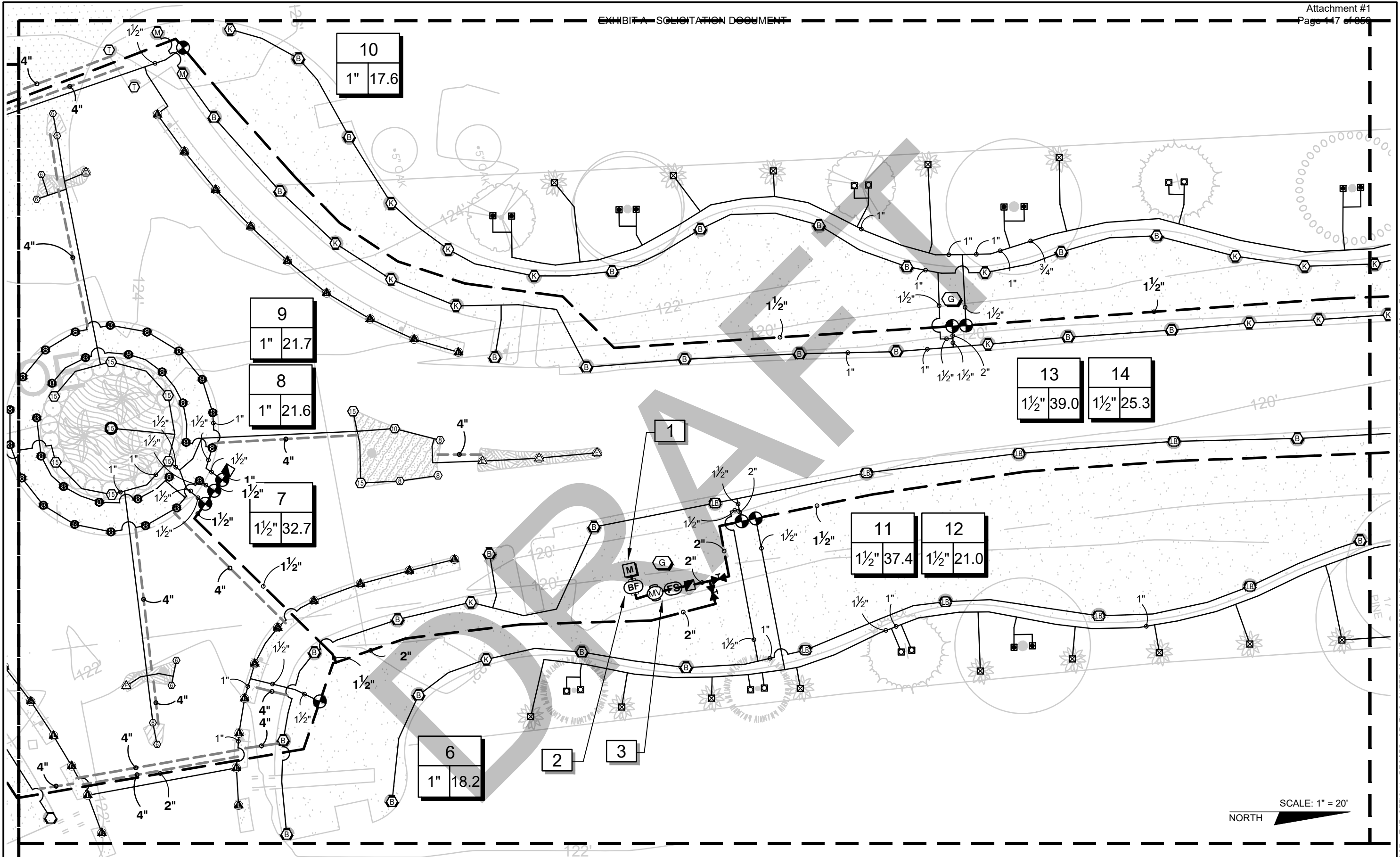
MICHAEL CLARK, CID
IA CERTIFICATION NUMBER 570
CLARK IRRIGATION DESIGN & CONSULTING,
INC.
P.O. BOX 693
LAVONIA, GEORGIA 30553

| LEON COUNTY DEPARTMENT OF PUBLIC WORKS | | |
|---|--------|----------------------|
| ROAD NO. | COUNTY | FINANCIAL PROJECT ID |
| N/A | LEON | N/A |

IRRIGATION PLAN ENLARGEMENTS

SHEET NO.
IR04

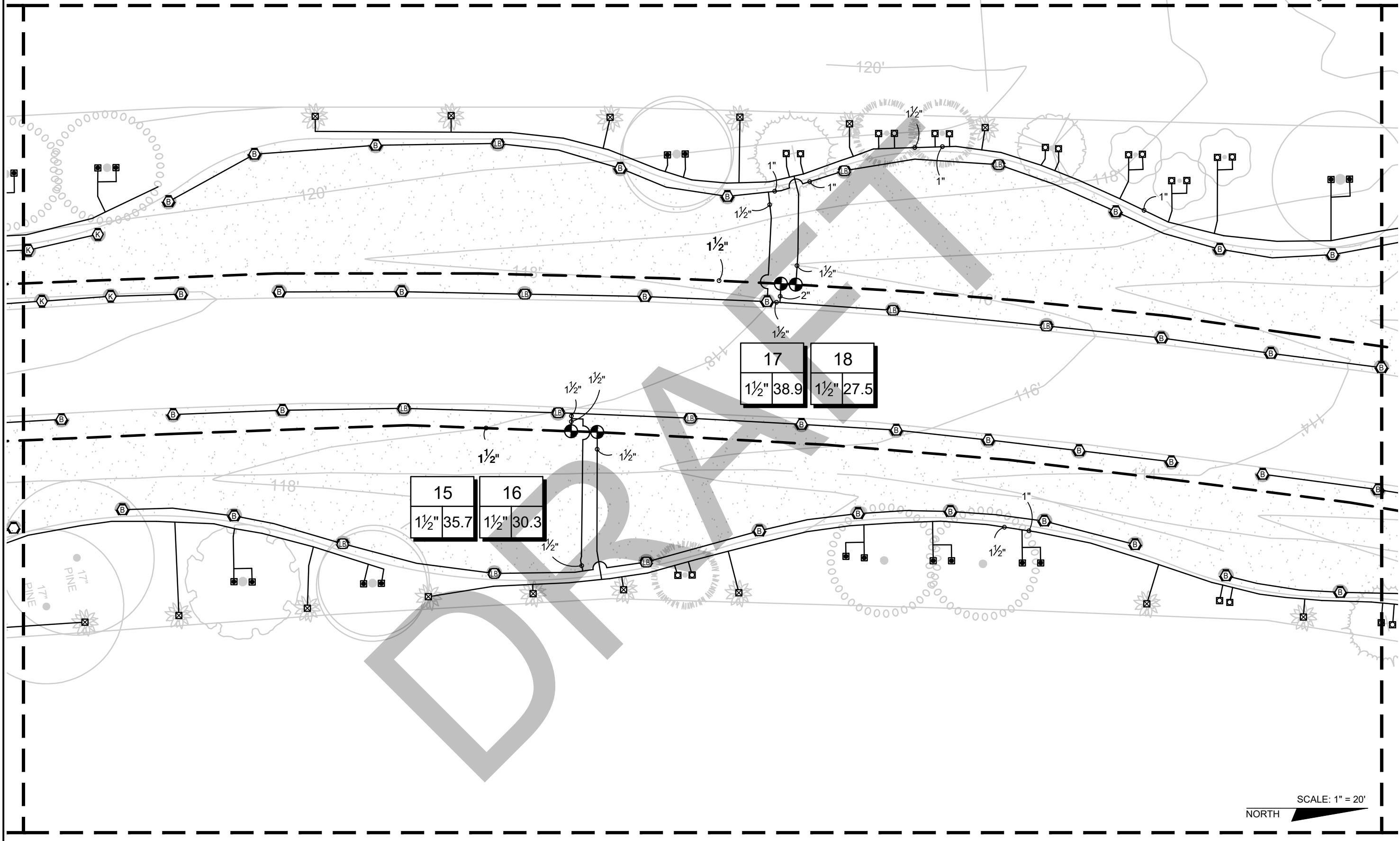
NOTICE: THE OFFICIAL RECORD OF THIS SHEET IS THE ELECTRONIC FILE DIGITALLY SIGNED AND SEALED UNDER RULE 61G15-23.004, F.A.C.



SCALE: 1" = 20'
NORTH

| REVISIONS | | | | MICHAEL CLARK, CID IA CERTIFICATION NUMBER 570 CLARK IRRIGATION DESIGN & CONSULTING, INC. P.O. BOX 693 LAVONIA, GEORGIA 30553 | LEON COUNTY DEPARTMENT OF PUBLIC WORKS | | | IRRIGATION PLAN ENLARGEMENTS | SHEET NO. IR05 |
|-----------|-------------|------|-------------|---|---|--------|----------------------|------------------------------|-------------------|
| DATE | DESCRIPTION | DATE | DESCRIPTION | | ROAD NO. | COUNTY | FINANCIAL PROJECT ID | | |
| | | | | | N/A | LEON | N/A | | |

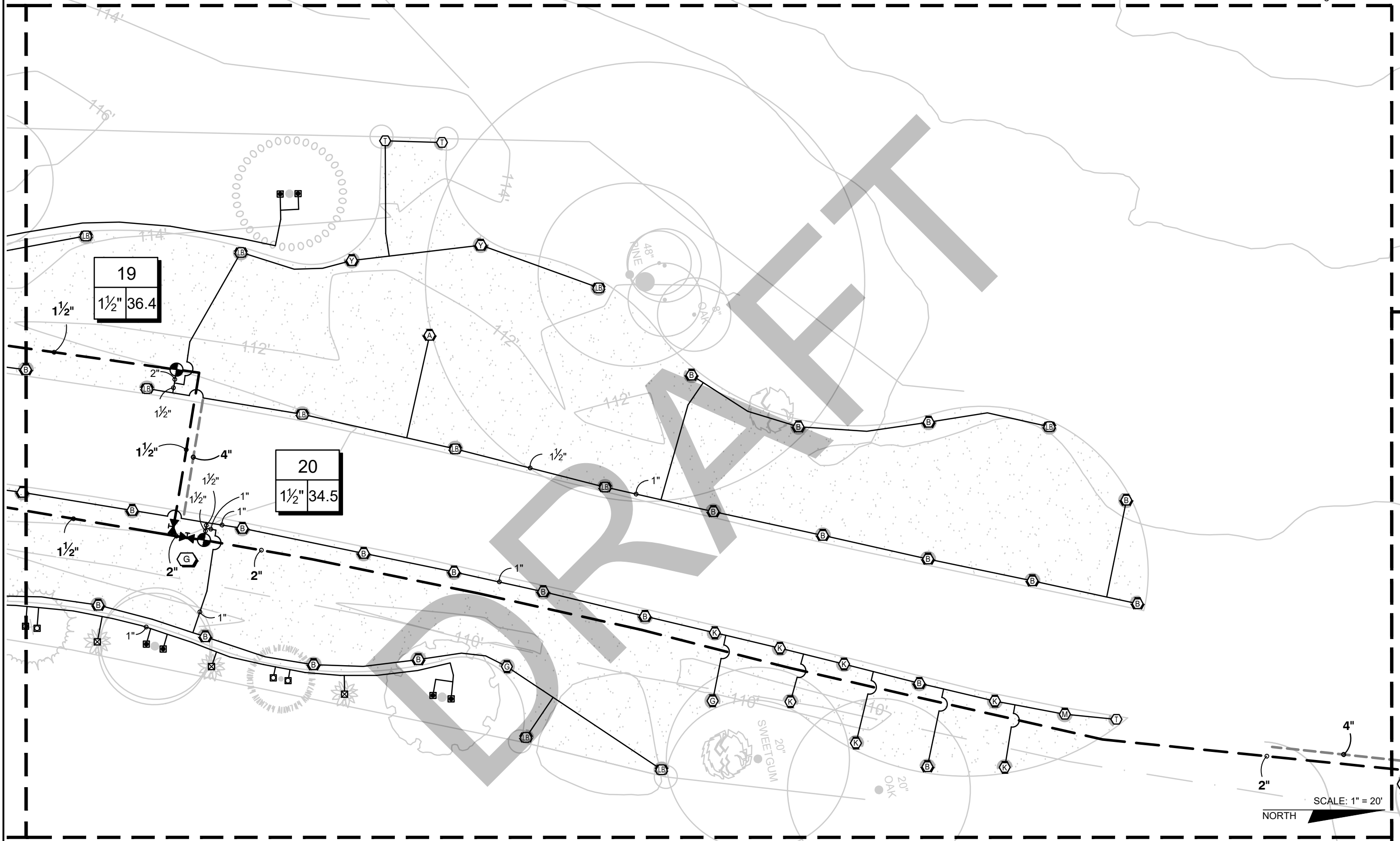
NOTICE: THE OFFICIAL RECORD OF THIS SHEET IS THE ELECTRONIC FILE DIGITALLY SIGNED AND SEALED UNDER RULE 61G15-23.004, F.A.C.



SCALE: 1" = 20'
NORTH

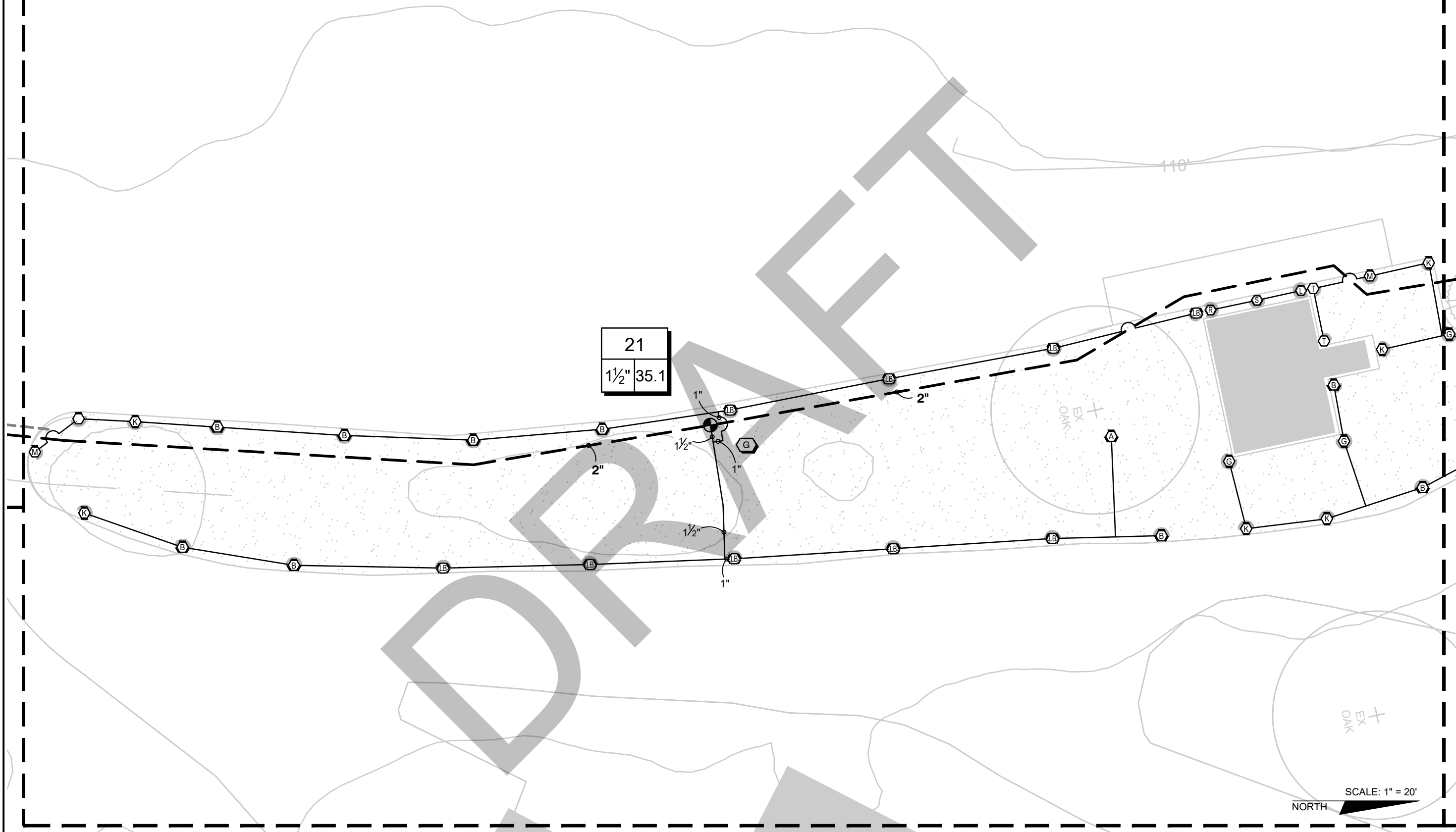
| REVISIONS | | | | MICHAEL CLARK, CID IA CERTIFICATION NUMBER 570 CLARK IRRIGATION DESIGN & CONSULTING, INC. P.O. BOX 693 LAVONIA, GEORGIA 30553 | LEON COUNTY DEPARTMENT OF PUBLIC WORKS | | | IRRIGATION PLAN ENLARGEMENTS | SHEET NO. IR06 |
|-----------|-------------|------|-------------|---|---|--------|----------------------|------------------------------|-------------------|
| DATE | DESCRIPTION | DATE | DESCRIPTION | | ROAD NO. | COUNTY | FINANCIAL PROJECT ID | | |
| | | | | | N/A | LEON | N/A | | |

NOTICE: THE OFFICIAL RECORD OF THIS SHEET IS THE ELECTRONIC FILE DIGITALLY SIGNED AND SEALED UNDER RULE 61G15-23.004, F.A.C.



NOTICE: THE OFFICIAL RECORD OF THIS SHEET IS THE ELECTRONIC FILE DIGITALLY SIGNED AND SEALED UNDER RULE 61G15-23.004, F.A.C.

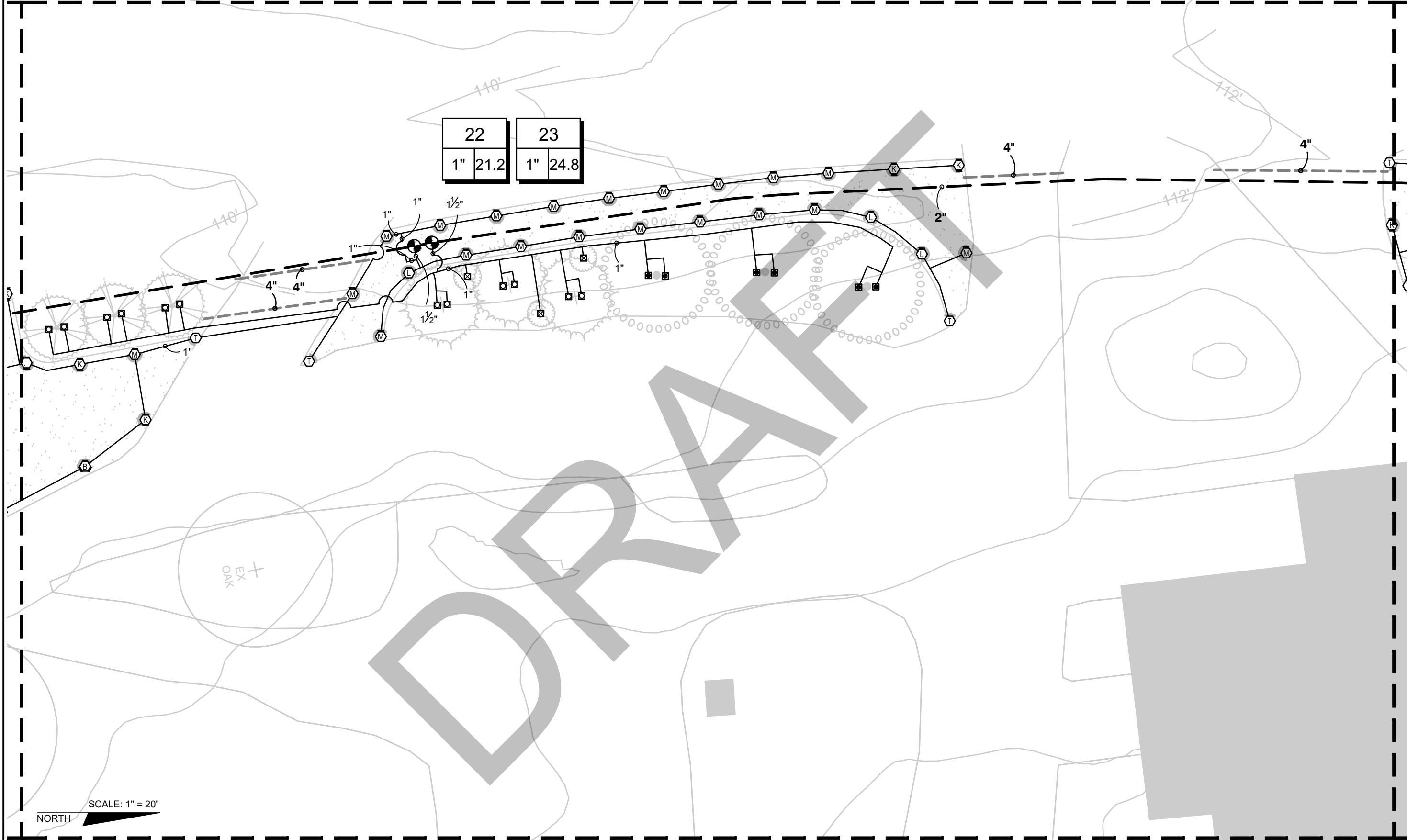
| REVISIONS | | | | MICHAEL CLARK, CID IA CERTIFICATION NUMBER 570 CLARK IRRIGATION DESIGN & CONSULTING, INC. P.O. BOX 693 LAVONIA, GEORGIA 30553 | LEON COUNTY DEPARTMENT OF PUBLIC WORKS | | | IRRIGATION PLAN ENLARGEMENTS | SHEET NO. |
|-----------|-------------|------|-------------|--|---|--------|----------------------|------------------------------|-----------|
| DATE | DESCRIPTION | DATE | DESCRIPTION | | ROAD NO. | COUNTY | FINANCIAL PROJECT ID | | |
| | | | | | N/A | LEON | N/A | | IR07 |



SCALE: 1" = 20'
NORTH

| REVISIONS | | | | MICHAEL CLARK, CID IA CERTIFICATION NUMBER 570 CLARK IRRIGATION DESIGN & CONSULTING, INC. P.O. BOX 693 LAVONIA, GEORGIA 30553 | LEON COUNTY DEPARTMENT OF PUBLIC WORKS | | | IRRIGATION PLAN ENLARGEMENTS | SHEET NO. IR08 |
|-----------|-------------|------|-------------|--|---|--------|----------------------|------------------------------|--------------------------|
| DATE | DESCRIPTION | DATE | DESCRIPTION | | ROAD NO. | COUNTY | FINANCIAL PROJECT ID | | |
| | | | | | N/A | LEON | N/A | | |

NOTICE: THE OFFICIAL RECORD OF THIS SHEET IS THE ELECTRONIC FILE DIGITALLY SIGNED AND SEALED UNDER RULE 61G15-23.004, F.A.C.



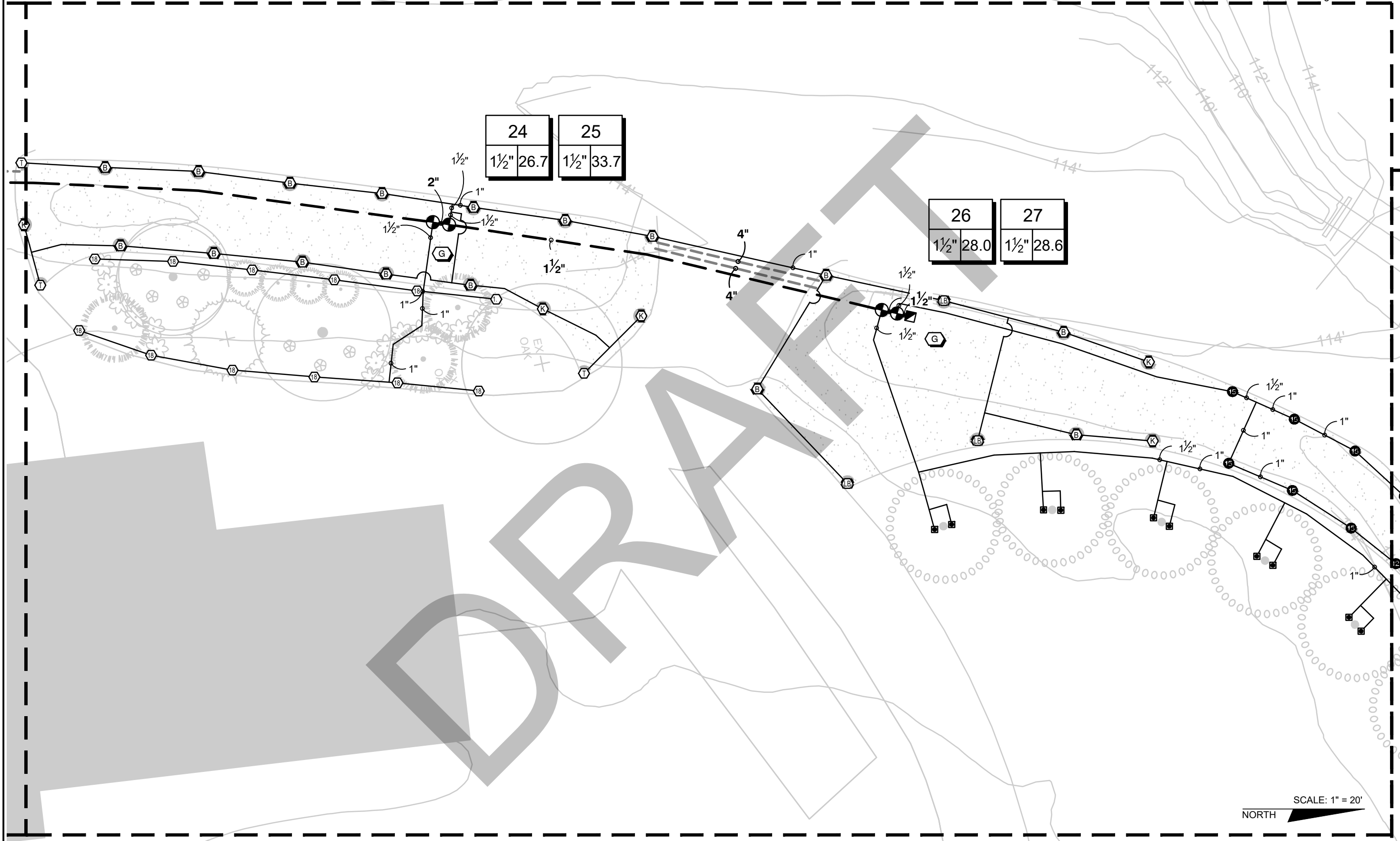
EX
OAK

SCALE: 1" = 20'

NORTH

NOTICE: THE OFFICIAL RECORD OF THIS SHEET IS THE ELECTRONIC FILE DIGITALLY SIGNED AND SEALED UNDER RULE 61G15-23.004, F.A.C.


| REVISIONS | | | | MICHAEL CLARK, CID IA CERTIFICATION NUMBER 570 CLARK IRRIGATION DESIGN & CONSULTING, INC. P.O. BOX 693 LAVONIA, GEORGIA 30553 | LEON COUNTY DEPARTMENT OF PUBLIC WORKS | | | IRRIGATION PLAN ENLARGEMENTS | SHEET NO. |
|-----------|-------------|------|-------------|---|---|--------|----------------------|------------------------------|-----------|
| DATE | DESCRIPTION | DATE | DESCRIPTION | | ROAD NO. | COUNTY | FINANCIAL PROJECT ID | | |
| | | | | | N/A | LEON | N/A | | |



SCALE: 1" = 20'
NORTH

| REVISIONS | | | | MICHAEL CLARK, CID IA CERTIFICATION NUMBER 570 CLARK IRRIGATION DESIGN & CONSULTING, INC. P.O. BOX 693 LAVONIA, GEORGIA 30553 | LEON COUNTY DEPARTMENT OF PUBLIC WORKS | | | IRRIGATION PLAN ENLARGEMENTS | SHEET NO. IR10 |
|-----------|-------------|------|-------------|---|---|--------|----------------------|------------------------------|-------------------|
| DATE | DESCRIPTION | DATE | DESCRIPTION | | ROAD NO. | COUNTY | FINANCIAL PROJECT ID | | |
| | | | | | N/A | LEON | N/A | | |

NOTICE: THE OFFICIAL RECORD OF THIS SHEET IS THE ELECTRONIC FILE DIGITALLY SIGNED AND SEALED UNDER RULE 61G15-23.004, F.A.C.

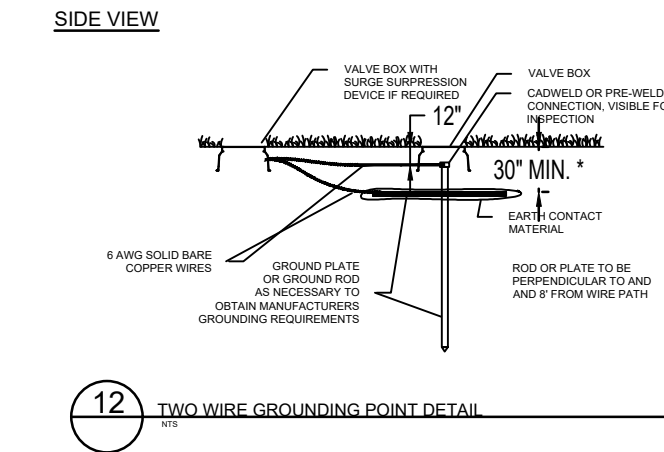
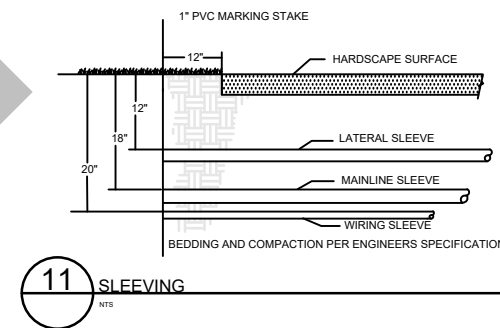
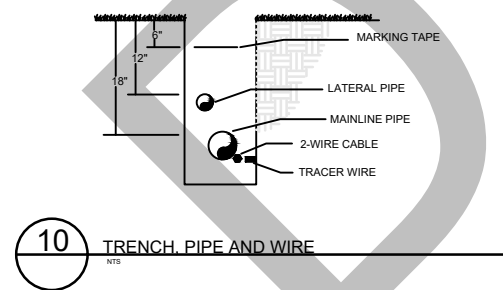
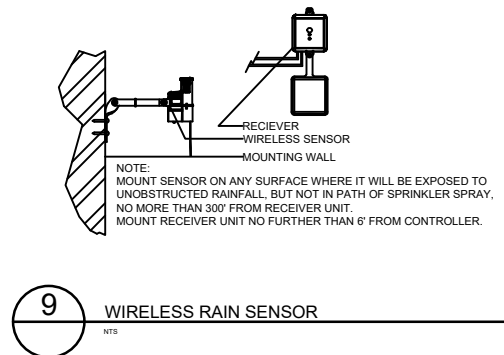
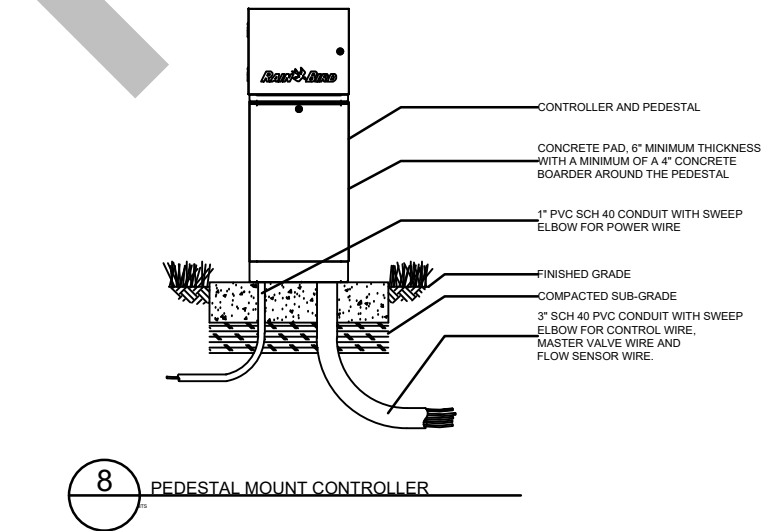
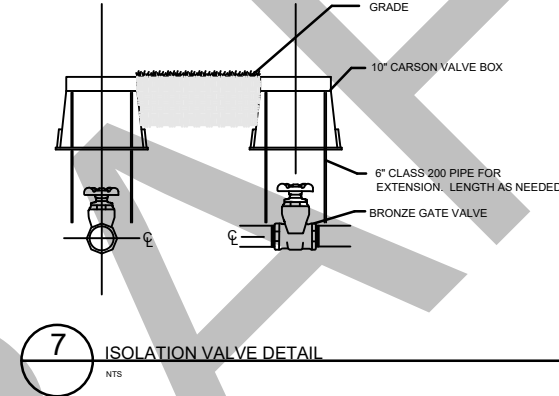
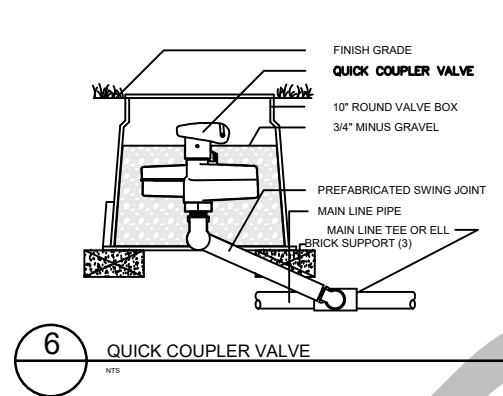
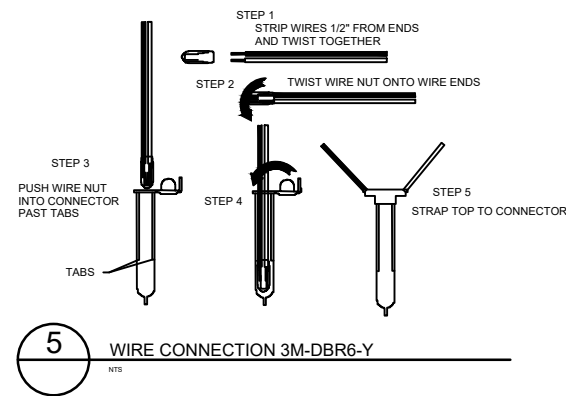
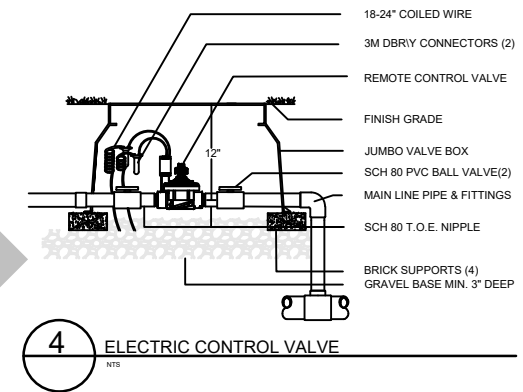
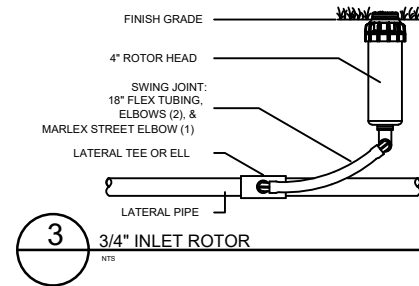
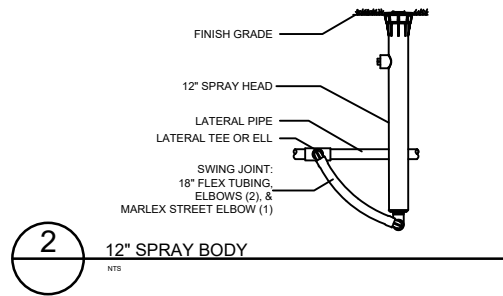
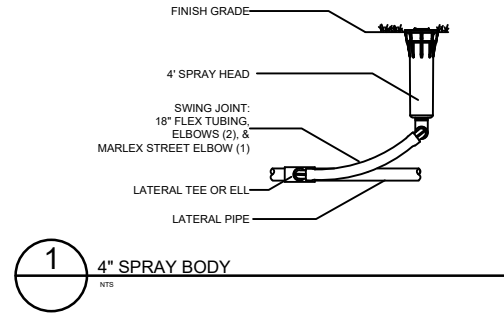


NOTICE: THE OFFICIAL RECORD OF THIS SHEET IS THE ELECTRONIC FILE DIGITALLY SIGNED AND SEALED UNDER RULE 61G15-23.004, F.A.C.

NORTH SCALE: 1" = 20'

| REVISIONS | | | | MICHAEL CLARK, CID IA CERTIFICATION NUMBER 570 CLARK IRRIGATION DESIGN & CONSULTING, INC. P.O. BOX 693 LAVONIA, GEORGIA 30553 | LEON COUNTY DEPARTMENT OF PUBLIC WORKS | | | IRRIGATION PLAN ENLARGEMENTS | SHEET NO. |
|-----------|-------------|------|-------------|--|---|--------|----------------------|------------------------------|-----------|
| DATE | DESCRIPTION | DATE | DESCRIPTION | | ROAD NO. | COUNTY | FINANCIAL PROJECT ID | | IR 11 |
| | | | | | N/A | LEON | N/A | | |

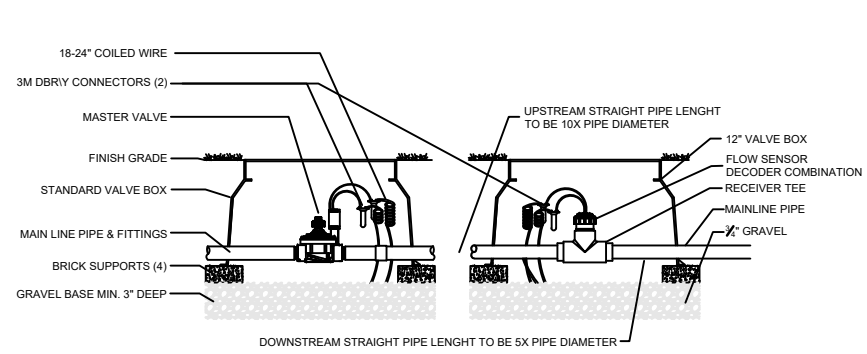
EXHIBIT A - SOLICITATION DOCUMENT



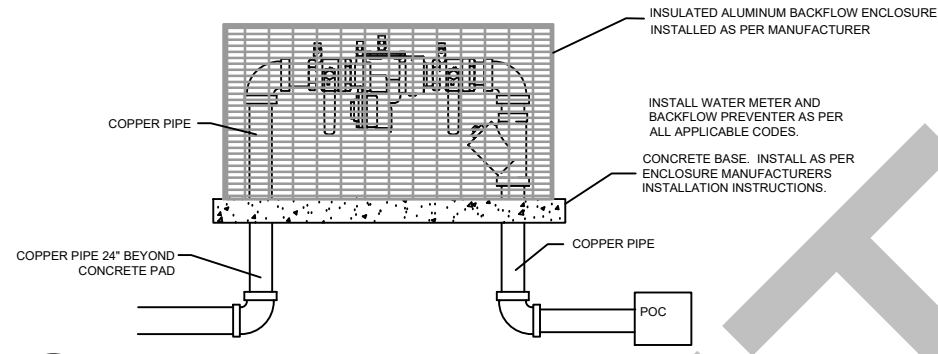
| REVISIONS | | | | MICHAEL CLARK, CID IA CERTIFICATION NUMBER 570 CLARK IRRIGATION DESIGN & CONSULTING, INC. P.O. BOX 693 LAVONIA, GEORGIA 30553 | LEON COUNTY DEPARTMENT OF PUBLIC WORKS | | | IRRIGATION DETAILS | SHEET NO. |
|-----------|-------------|------|-------------|--|---|--------|----------------------|--------------------|--------------|
| DATE | DESCRIPTION | DATE | DESCRIPTION | | ROAD NO. | COUNTY | FINANCIAL PROJECT ID | | |
| --- | --- | --- | --- | | N/A | LEON | N/A | | IR12 |

NOTICE: THE OFFICIAL RECORD OF THIS SHEET IS THE ELECTRONIC FILE DIGITALLY SIGNED AND SEALED UNDER RULE 61G15-23.004, F.A.C.

EXHIBIT A - SOLICITATION DOCUMENT



13 MASTER VALVE FLOW SENSOR
NTS



14 RPZ BACKFLOW PREVENTER WITH ENCLOSURE
NTS

DRAFT

NOTICE: THE OFFICIAL RECORD OF THIS SHEET IS THE ELECTRONIC FILE DIGITALLY SIGNED AND SEALED UNDER RULE 61G15-23.004, F.A.C.

| REVISIONS | | | | MICHAEL CLARK, CID IA CERTIFICATION NUMBER 570 CLARK IRRIGATION DESIGN & CONSULTING, INC. P.O. BOX 693 LAVONIA, GEORGIA 30553 | LEON COUNTY DEPARTMENT OF PUBLIC WORKS | | | IRRIGATION DETAILS | SHEET NO. |
|-----------|-------------|------|-------------|---|---|--------|----------------------|--------------------|-----------|
| DATE | DESCRIPTION | DATE | DESCRIPTION | | ROAD NO. | COUNTY | FINANCIAL PROJECT ID | | IR13 |
| | | | | | N/A | LEON | N/A | | |

TABLE OF CONTENTS

APALACHEE REGIONAL PARK SIGNATURE ENTRY
LEON COUNTY, FL

Division Section Title Pages

SPECIFICATIONS GROUP

DIVISION 04 - MASONRY

042200 Concrete Unit Masonry 2-15
044300 Stone Masonry 16-20

DIVISION 05 - METALS

057015 Decorative Metal Fasteners 21-24

DIVISION 06 - WOOD

061000 Decorative Metal Fasteners 25-28

DIVISION 09 - FINISHES

099300 Staining and Transparent Finishing 29-34

DIVISION 10 - SPECIALTIES

101426 Exterior Signage 35-40

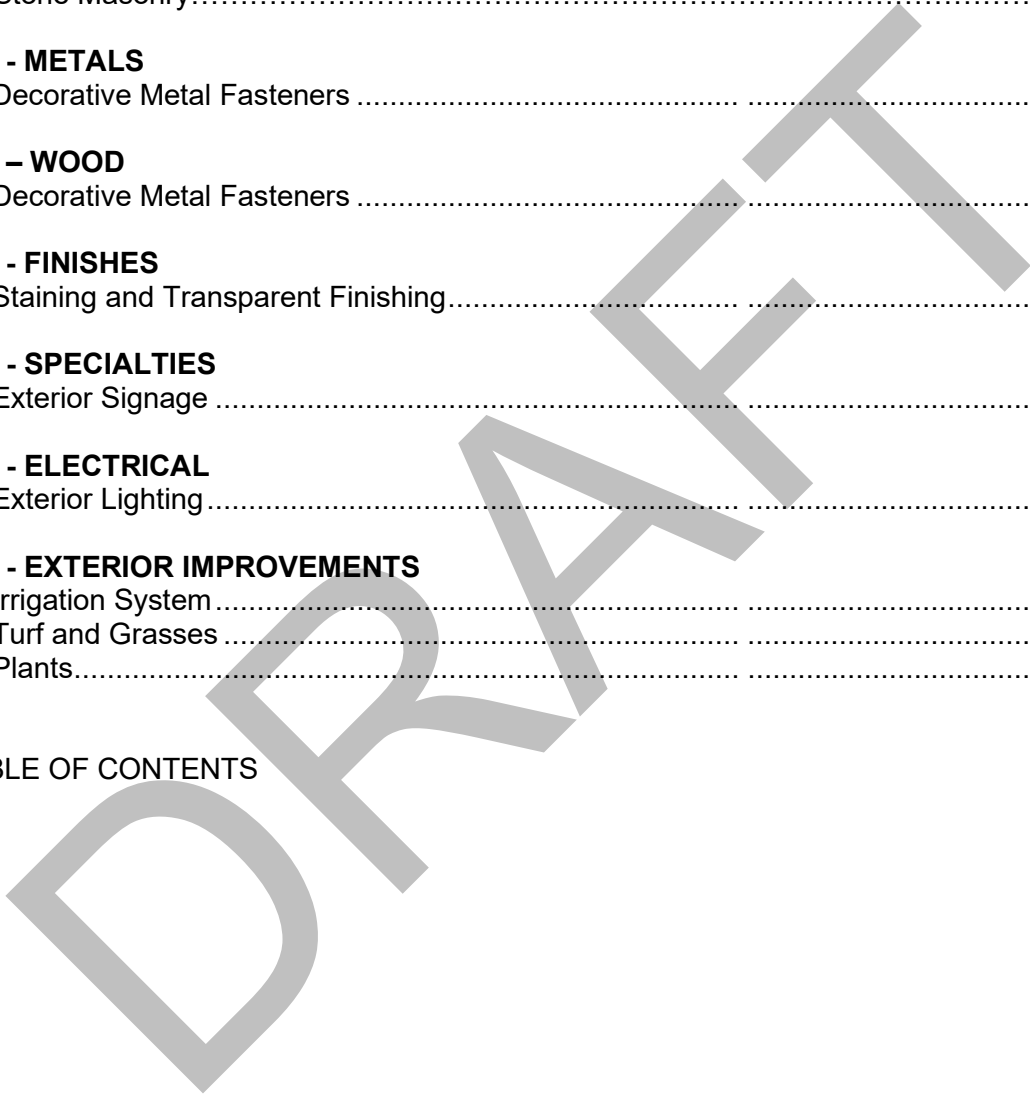
DIVISION 26 - ELECTRICAL

265600 Exterior Lighting 41-43

DIVISION 32 - EXTERIOR IMPROVEMENTS

328400 Irrigation System 44-58
329200 Turf and Grasses 59-69
329300 Plants 70-88

END OF TABLE OF CONTENTS



SECTION 042000 - UNIT MASONRY

PART 1 - GENERAL

1.1 RELATED DOCUMENTS

- A. Drawings and general provisions of the Contract, including General and Supplementary Conditions and Division 01 Specification Sections, apply to this Section.

1.2 SUMMARY

- A. Section Includes:

1. Concrete masonry units.
2. Face brick.
3. Mortar and grout.
4. Masonry joint reinforcement.
5. Ties and anchors.
6. Embedded flashing.
7. Miscellaneous masonry accessories.

- B. Related Sections:

1. Section 089543 "Flood Vents" for flood vents installed in masonry openings.
2. Section 321400 "Unit Paving" for exterior unit masonry paving.

1.3 DEFINITIONS

- A. CMU(s): Concrete masonry unit(s).
- B. Reinforced Masonry: Masonry containing reinforcing steel in grouted cells.

1.4 PERFORMANCE REQUIREMENTS

- A. Provide[structural] unit masonry that develops indicated net-area compressive strengths at 28 days.
 1. Determine net-area compressive strength of masonry from average net-area compressive strengths of masonry units and mortar types (unit-strength method) according to Tables 1 and 2 in ACI 530.1/ASCE 6/TMS 602.
 2. Determine net-area compressive strength of masonry by testing masonry prisms according to ASTM C 1314.

1.5 ACTION SUBMITTALS

- A. Product Data: For each type of product indicated.

B. LEED Submittals:

1. Product Certificates for Credit MR 5: For products and materials required to comply with requirements for regional materials indicating location and distance from Project of material manufacturer and point of extraction, harvest, or recovery for each raw material. Include statement indicating cost for each regional material and the fraction by weight that is considered regional.

C. Shop Drawings: For the following:

1. Masonry Units: Show sizes, profiles, coursing, and locations of special shapes.
2. Reinforcing Steel: Detail bending and placement of unit masonry reinforcing bars. Comply with ACI 315, "Details and Detailing of Concrete Reinforcement."
3. Fabricated Flashing: Detail corner units, end-dam units, and other special applications.

D. Samples for Initial Selection:

1. Face brick.
2. Weep holes/vents.

1.6 INFORMATIONAL SUBMITTALS

A. Material Certificates: For each type and size of the following:

1. Masonry units.
 - a. Include data on material properties.
 - b. For brick, include size-variation data verifying that actual range of sizes falls within specified tolerances.
 - c. For exposed brick, include test report for efflorescence according to ASTM C 67.
 - d. For masonry units used in structural masonry, include data and calculations establishing average net-area compressive strength of units.
2. Cementitious materials. Include brand, type, and name of manufacturer.
3. Preblended, dry mortar mixes. Include description of type and proportions of ingredients.
4. Grout mixes. Include description of type and proportions of ingredients.
5. Reinforcing bars.
6. Joint reinforcement.
7. Anchors, ties, and metal accessories.

B. Mix Designs: For each type of mortar and grout. Include description of type and proportions of ingredients.

1. Include test reports for mortar mixes required to comply with property specification. Test according to ASTM C 109/C 109M for compressive strength, ASTM C 1506 for water retention, and ASTM C 91 for air content.
2. Include test reports, according to ASTM C 1019, for grout mixes required to comply with compressive strength requirement.

- C. Cold-Weather and Hot-Weather Procedures: Detailed description of methods, materials, and equipment to be used to comply with requirements.

1.7 QUALITY ASSURANCE

- A. Testing Agency Qualifications: Qualified according to ASTM C 1093 for testing indicated.
- B. Source Limitations for Masonry Units: Obtain exposed masonry units of a uniform texture and color, or a uniform blend within the ranges accepted for these characteristics, from single source from single manufacturer for each product required.
- C. Source Limitations for Mortar Materials: Obtain mortar ingredients of a uniform quality, including color for exposed masonry, from single manufacturer for each cementitious component and from single source or producer for each aggregate.
- D. Masonry Standard: Comply with ACI 530.1/ASCE 6/TMS 602 unless modified by requirements in the Contract Documents.

1.8 DELIVERY, STORAGE, AND HANDLING

- A. Store masonry units on elevated platforms in a dry location. If units are not stored in an enclosed location, cover tops and sides of stacks with waterproof sheeting, securely tied. If units become wet, do not install until they are dry.
- B. Store cementitious materials on elevated platforms, under cover, and in a dry location. Do not use cementitious materials that have become damp.
- C. Store aggregates where grading and other required characteristics can be maintained and contamination avoided.
- D. Deliver preblended, dry mortar mix in moisture-resistant containers designed for use with dispensing silos. Store preblended, dry mortar mix in delivery containers on elevated platforms, under cover, and in a dry location or in covered weatherproof dispensing silos.
- E. Store masonry accessories, including metal items, to prevent corrosion and accumulation of dirt and oil.

1.9 PROJECT CONDITIONS

- A. Protection of Masonry: During construction, cover tops of walls, projections, and sills with waterproof sheeting at end of each day's work. Cover partially completed masonry when construction is not in progress.
 - 1. Extend cover a minimum of 24 inches down both sides of walls and hold cover securely in place.
 - 2. Where one wythe of multiwythe masonry walls is completed in advance of other wythes, secure cover a minimum of 24 inches down face next to unconstructed wythe and hold cover in place.

- B. Do not apply uniform floor or roof loads for at least 12 hours and concentrated loads for at least three days after building masonry walls or columns.
- C. Stain Prevention: Prevent grout, mortar, and soil from staining the face of masonry to be left exposed or painted. Immediately remove grout, mortar, and soil that come in contact with such masonry.
1. Protect base of walls from rain-splashed mud and from mortar splatter by spreading coverings on ground and over wall surface.
 2. Protect sills, ledges, and projections from mortar droppings.
 3. Protect surfaces of window and door frames, as well as similar products with painted and integral finishes, from mortar droppings.
 4. Turn scaffold boards near the wall on edge at the end of each day to prevent rain from splashing mortar and dirt onto completed masonry.
- D. Cold-Weather Requirements: Do not use frozen materials or materials mixed or coated with ice or frost. Do not build on frozen substrates. Remove and replace unit masonry damaged by frost or by freezing conditions. Comply with cold-weather construction requirements contained in ACI 530.1/ASCE 6/TMS 602.
1. Cold-Weather Cleaning: Use liquid cleaning methods only when air temperature is 40 deg F and higher and will remain so until masonry has dried, but not less than seven days after completing cleaning.
- E. Hot-Weather Requirements: Comply with hot-weather construction requirements contained in ACI 530.1/ASCE 6/TMS 602.

PART 2 - PRODUCTS

2.1 MASONRY UNITS, GENERAL

- A. Defective Units: Referenced masonry unit standards may allow a certain percentage of units to contain chips, cracks, or other defects exceeding limits stated in the standard. Do not use units where such defects will be exposed in the completed Work.
- B. Fire-Resistance Ratings: Where indicated, provide units that comply with requirements for fire-resistance ratings indicated as determined by testing according to ASTM E 119, by equivalent masonry thickness, or by other means, as acceptable to authorities having jurisdiction.

2.2 CONCRETE MASONRY UNITS

- A. Regional Materials: CMUs shall be manufactured within 500 miles of Project site from aggregates and cement that have been extracted, harvested, or recovered, as well as manufactured, within 500 miles of Project site.
- B. Shapes: Provide shapes indicated and as follows, with exposed surfaces matching exposed faces of adjacent units unless otherwise indicated.
1. Provide special shapes for lintels, corners, jambs, sashes, movement joints,

- headers, bonding, and other special conditions.
2. Provide square-edged units for outside corners unless otherwise indicated.

C. CMUs: ASTM C 90.

1. Unit Compressive Strength: Provide units with minimum average net-area compressive strength of 2150 psi.
2. Density Classification: Lightweight.
3. Size (Width): Manufactured to dimensions 3/8 inch less than nominal dimensions.
4. Faces to Receive Plaster: Where units are indicated to receive a direct application of plaster, provide textured-face units made with gap-graded aggregates.

2.3 CONCRETE AND MASONRY LINTELS

- A. General: Provide one of the following:
- B. Masonry Lintels: Built-in-place masonry lintels made from bond beam CMUs with reinforcing bars placed as indicated and filled with coarse grout. Cure precast lintels before handling and installing. Temporarily support built-in-place lintels until cured.

2.4 BRICK

- A. Regional Materials: Brick shall be manufactured within 500 miles of Project site from materials that have been extracted, harvested, or recovered, as well as manufactured, within 500 miles of Project site.
- B. General: Provide shapes indicated and as follows, with exposed surfaces matching finish and color of exposed faces of adjacent units:
1. For ends of sills and caps and for similar applications that would otherwise expose unfinished brick surfaces, provide units without cores or frogs and with exposed surfaces finished.
 2. Provide special shapes for applications where stretcher units cannot accommodate special conditions, including those at corners, movement joints, bond beams, sashes, and lintels.
 3. Provide special shapes for applications requiring brick of size, form, color, and texture on exposed surfaces that cannot be produced by sawing.
 4. Provide special shapes for applications where shapes produced by sawing would result in sawed surfaces being exposed to view.
- C. Face Brick: Facing brick shall be FBS shall be as follows:
1. Products: Subject to compliance with requirements, provide the following:
 - a. Building Brick: ACME Brick
 - b. Blend: PEP050.
 - c. Texture – Bark
 - d. Color: Glacier White

2. Grade: SW.
3. Type: FBS.
4. Initial Rate of Absorption: Pre-wet all brick having initial rate of absorption greater than 30 before laying
5. Efflorescence: Provide brick that has been tested according to ASTM C 67 and is rated "not effloresced."
6. Size (Actual Dimensions): Modular in size, 2 1/4 x 3 5/8 x 7 5/8 inches.
7. Application: Use where brick is exposed unless otherwise indicated.

2.5 MORTAR AND GROUT MATERIALS

- A. Regional Materials: Aggregate for mortar and grout[cement, and lime] shall be extracted, harvested, or recovered, as well as manufactured, within 500 mile sof Project site.
- B. Portland Cement: ASTM C 150, Type I or II, except Type III may be used for cold-weather construction. Provide natural color or white cement as required to produce mortar color indicated.
- C. Hydrated Lime: ASTM C 207, Type S.
- D. Colored Cement Product: Packaged blend made from masonry cement and mortar pigments, all complying with specified requirements, and containing no other ingredients.
 1. Colored Masonry Cement:
 - a. Products: Subject to compliance with requirements, provide one of the following:
 - 1) Glen-Gery; Color: G-501; Joint style: Concave.
 2. Formulate blend as required to produce color indicated or, if not indicated, as selected from manufacturer's standard colors, including buff colors.
- E. Aggregate for Mortar: ASTM C 144.
 1. For mortar that is exposed to view, use washed aggregate consisting of natural sand or crushed stone.
 2. For joints less than 1/4 inch thick, use aggregate graded with 100 percent passing the No. 16 sieve.
- F. Aggregate for Grout: ASTM C 404.
- G. Water: Potable.

2.6 REINFORCEMENT

- A. Uncoated Steel Reinforcing Bars: ASTM A 615/A 615M or ASTM A 996/A 996M, Grade 60.

- B. Masonry Joint Reinforcement, General: ASTM A 951/A 951M.
1. Exterior Walls: Stainless steel.
 2. Wire Size for Side Rods: 0.187-inch diameter.
 3. Wire Size for Cross Rods: 0.187-inch diameter.
 4. Wire Size for Veneer Ties: 0.187-inch diameter.
- C. Masonry Joint Reinforcement for Single-Wythe Masonry: Either ladder or truss type with single pair of side rods.
- D. Masonry Joint Reinforcement for Veneers Anchored with Seismic Masonry-Veneer Anchors: Single 0.187-inch- diameter, stainless-steel continuous wire.
- E. CMU Joint Reinforcement:
1. Products: Subject to compliance with requirements, provide one of the following:
 - a) Dur-O-Wal CMU Joint Reinforcement

2.7 TIES AND ANCHORS

- A. Materials: Provide ties and anchors specified in this article that are made from materials that comply with the following unless otherwise indicated.
1. Stainless-Steel Wire: ASTM A 580/A 580M, Type 304.
 2. Galvanized Steel Sheet: ASTM A 653/A 653M, Commercial Steel, G60zinc coating.
- B. Adjustable Masonry-Veneer Anchors:
1. Screw-Attached, Masonry-Veneer Anchors: Units consisting of a wire tie and a metal anchor section.
 - a. Products: Subject to compliance with requirements, provide one of the following:
 - 1) Heckmann Building Products Inc.; Pos-I-Tie.
 - 2) Wire-Bond; SureTie.
 2. Seismic Masonry-Veneer Anchors: Units consisting of a metal anchor section and a connector section designed to engage a continuous wire embedded in the veneer mortar joint.

2.8 EMBEDDED FLASHING MATERIALS

- A. Flexible Flashing: Use one of the following unless otherwise indicated:
1. Rubberized-Asphalt Flashing: Composite flashing product consisting of a pliable, adhesive rubberized-asphalt compound, bonded to a high-density, cross-laminated polyethylene film to produce an overall thickness of not less than 0.040 inch.

- a. Products: Subject to compliance with requirements, provide one of the following:
 - 1) Carlisle Coatings & Waterproofing; CCW-705-TWF Thru-Wall Flashing.
 - 2) Dayton Superior Corporation, Dur-O-Wal Division; Dur-O-Barrier Thru-Wall Flashing.
 - 3) Grace Construction Products, W. R. Grace & Co. - Conn.; Perm-A-Barrier Wall Flashing.
 - 4) Heckmann Building Products Inc.; No. 82 Rubberized-Asphalt Thru-Wall Flashing.
 - b. Accessories: Provide preformed corners, end dams, other special shapes, and seaming materials produced by flashing manufacturer.
- B. Application: Unless otherwise indicated, use the following:
- 1. Where flashing is partly exposed and is indicated to terminate at the wall face, use metal flashing with a drip edge.
 - 2. Where flashing is fully concealed, use flexible flashing.
- C. Adhesives, Primers, and Seam Tapes for Flashings: Flashing manufacturer's standard products or products recommended by flashing manufacturer for bonding flashing sheets to each other and to substrates.

2.9 MISCELLANEOUS MASONRY ACCESSORIES

- A. Compressible Filler: Premolded filler strips complying with ASTM D 1056, Grade 2A1; compressible up to 35 percent; of width and thickness indicated; formulated from neoprene or PVC.
- B. Preformed Control-Joint Gaskets: Made from styrene-butadiene-rubber compound, complying with ASTM D 2000, Designation M2AA-805 and designed to fit standard sash block and to maintain lateral stability in masonry wall; size and configuration as indicated.
- C. Weep/Vent Products: Use one of the following unless otherwise indicated:
 - 1. Wicking Material: Absorbent rope, made from [cotton] [or] [UV-resistant synthetic fiber], 1/4 to 3/8 inch in diameter, in length required to produce 2-inch exposure on exterior and 18 inches in cavity. Use only for weeps.

2.10 MASONRY CLEANERS

- A. Proprietary Acidic Cleaner: Manufacturer's standard-strength cleaner designed for removing mortar/grout stains, efflorescence, and other new construction stains from new masonry without discoloring or damaging masonry surfaces. Use product expressly approved for intended use by cleaner manufacturer and manufacturer of masonry units being cleaned.
 - 1. Manufacturers: Subject to compliance with requirements, provide products by

one of the following:

- a. Diedrich Technologies, Inc.
- b. EaCo Chem, Inc.
- c. ProSoCo, Inc.

2.11 MORTAR AND GROUT MIXES

- A. General: Do not use admixtures, including pigments, air-entraining agents, accelerators, retarders, water-repellent agents, antifreeze compounds, or other admixtures, unless otherwise indicated.
 1. Do not use calcium chloride in mortar or grout.
 2. Use mortar unless otherwise indicated.
 3. For exterior masonry, use portland cement-lime mortar.
 4. For reinforced masonry, use portland cement-lime mortar.
 5. Masonry Cement is not permitted in reinforced masonry construction.
- B. Mortar for Unit Masonry: Comply with ASTM C 270, Proportion Specification. Provide the following types of mortar for applications stated unless another type is indicated.
 1. For masonry below grade or in contact with earth, use Type S.
 2. For reinforced masonry, use Type S.
 3. For exterior, above-grade, load-bearing and non-load-bearing walls and parapet walls; for interior load-bearing walls; for interior non-load-bearing partitions; and for other applications where another type is not indicated, use Type S.
 4. For interior non-load-bearing partitions, Type O may be used instead of Type N.
- C. Pigmented Mortar: Use colored cement product.
 1. Pigments shall not exceed 10 percent of portland cement by weight.
 2. Pigments shall not exceed 5 percent of [masonry cement] [or] [mortar cement] by weight.
 3. Application: Use pigmented mortar for exposed mortar joints with the following units:
 - a. Face brick.
- D. Grout for Unit Masonry: Comply with ASTM C 476.
 1. Use grout of type indicated or, if not otherwise indicated, of type (fine or coarse) that will comply with Table 1.15.1 in ACI 530.1/ASCE 6/TMS 602 for dimensions of grout spaces and pour height.
 2. Proportion grout in accordance with ASTM C 476, Table 1 or paragraph 4.2.2 for specified 28-day compressive strength indicated, but not less than 3000 psi.
 3. Provide grout with a slump of 8 to 11 inches as measured according to ASTM C 143/C 143M.

PART 3 - EXECUTION

3.1 EXAMINATION

- A. Examine conditions, with Installer present, for compliance with requirements for installation tolerances and other conditions affecting performance of the Work.
 - 1. For the record, prepare written report, endorsed by Installer, listing conditions detrimental to performance of work.
 - 2. Verify that foundations are within tolerances specified.
- B. Before installation, examine rough-in and built-in construction for piping systems to verify actual locations of piping connections.
- C. Proceed with installation only after unsatisfactory conditions have been corrected.

3.2 INSTALLATION, GENERAL

- A. Thickness: Build cavity and composite walls and other masonry construction to full thickness shown. Build single-wythe walls to actual widths of masonry units, using units of widths indicated.
- B. Build chases and recesses to accommodate items specified in this and other Sections.
- C. Leave openings for equipment to be installed before completing masonry. After installing equipment, complete masonry to match the construction immediately adjacent to opening.
- D. Use full-size units without cutting if possible. If cutting is required to provide a continuous pattern or to fit adjoining construction, cut units with motor-driven saws; provide clean, sharp, unchipped edges. Allow units to dry before laying unless wetting of units is specified. Install cut units with cut surfaces and, where possible, cut edges concealed.
- E. Select and arrange units for exposed unit masonry to produce a uniform blend of colors and textures.
 - 1. Mix units from several pallets or cubes as they are placed.

3.3 TOLERANCES

- A. Dimensions and Locations of Elements:
 - 1. For dimensions in cross section or elevation do not vary by more than plus 1/2 inch or minus 1/4 inch.
 - 2. For location of elements in plan do not vary from that indicated by more than plus or minus 1/2 inch.
 - 3. For location of elements in elevation do not vary from that indicated by more than plus or minus 1/4 inch in a story height or 1/2 inch total.

B. Lines and Levels:

1. For bed joints and top surfaces of bearing walls do not vary from level by more than 1/4 inch in 10 feet, or 1/2 inch maximum.
2. For conspicuous horizontal lines, such as lintels, sills, parapets, and reveals, do not vary from level by more than 1/8 inch in 10 feet, 1/4 inch in 20 feet, or 1/2 inch maximum.
3. For vertical lines and surfaces do not vary from plumb by more than 1/4 inch in 10 feet, 3/8 inch in 20 feet, or 1/2 inch maximum.
4. For conspicuous vertical lines, such as external corners, door jambs, reveals, and expansion and control joints, do not vary from plumb by more than 1/8 inch in 10 feet, 1/4 inch in 20 feet, or 1/2 inch maximum.
5. For lines and surfaces do not vary from straight by more than 1/4 inch in 10 feet, 3/8 inch in 20 feet, or 1/2 inch maximum.
6. For vertical alignment of exposed head joints, do not vary from plumb by more than 1/4 inch in 10 feet, or 1/2 inch maximum.
7. For faces of adjacent exposed masonry units, do not vary from flush alignment by more than 1/16 inch except due to warpage of masonry units within tolerances specified for warpage of units.

3.4 LAYING MASONRY WALLS

- A. Lay out walls in advance for accurate spacing of surface bond patterns with uniform joint thicknesses and for accurate location of openings, movement-type joints, returns, and offsets. Avoid using less-than-half-size units, particularly at corners, jambs, and, where possible, at other locations.
- B. Bond Pattern for Exposed Masonry: Unless otherwise indicated, lay exposed masonry in running bond; do not use units with less than nominal 4-inch horizontal face dimensions at corners or jambs.
- C. Stopping and Resuming Work: Stop work by racking back units in each course from those in course below; do not tooth. When resuming work, clean masonry surfaces that are to receive mortar, remove loose masonry units and mortar, and wet brick if required before laying fresh masonry.
- D. Build non-load-bearing interior partitions full height of story to underside of solid floor or roof structure above unless otherwise indicated.
 1. Fasten partition top anchors to structure above and build into top of partition. Grout cells of CMUs solidly around plastic tubes of anchors and push tubes down into grout to provide 1/2-inch clearance between end of anchor rod and end of tube. Space anchors 48 inches o.c. unless otherwise indicated.
 2. Wedge non-load-bearing partitions against structure above with small pieces of tile, slate, or metal. Fill joint with mortar after dead-load deflection of structure above approaches final position.
 3. At fire-rated partitions, treat joint between top of partition and underside of structure above to comply with Section 078446 "Fire-Resistive Joint Systems."

3.5 MORTAR BEDDING AND JOINTING

- A. Lay hollow brick and CMUs as follows:
1. With face shells fully bedded in mortar and with head joints of depth equal to bed joints.
 2. With webs fully bedded in mortar in all courses of piers, columns, and pilasters.
 3. With webs fully bedded in mortar in grouted masonry, including starting course on footings.
 4. With entire units, including areas under cells, fully bedded in mortar at starting course on footings where cells are not grouted.
- B. Lay solid masonry units with completely filled bed and head joints; butter ends with sufficient mortar to fill head joints and shove into place. Do not deeply furrow bed joints or slush head joints.
- C. Set trim units in full bed of mortar with full vertical joints. Fill dowel, anchor, and similar holes.
1. Clean soiled surfaces with fiber brush and soap powder and rinse thoroughly with clear water.
 2. Allow cleaned surfaces to dry before setting.
 3. Wet joint surfaces thoroughly before applying mortar.
- D. Tool exposed joints slightly concave when thumbprint hard, using a jointer larger than joint thickness unless otherwise indicated.
- E. Cut joints flush for masonry walls to receive plaster or other direct-applied finishes (other than paint) unless otherwise indicated.

3.6 MASONRY JOINT REINFORCEMENT

- A. General: Install entire length of longitudinal side rods in mortar with a minimum cover of 5/8 inch on exterior side of walls, 1/2 inch elsewhere. Lap reinforcement a minimum of 6 inches.

3.7 ANCHORING MASONRY VENEERS

- A. Anchor masonry veneers to wall framing and concrete and masonry backup with seismic masonry-veneer anchors to comply with the following requirements:
1. Fasten screw-attached and seismic anchors through sheathing to wall framing and to concrete and masonry backup with metal fasteners of type indicated. Use two fasteners unless anchor design only uses one fastener.
 2. Embed connector sections and continuous wire in masonry joints. Provide not less than 2 inches of air space between back of masonry veneer and face of sheathing.
 3. Locate anchor sections to allow maximum vertical differential movement of ties up and down.
 4. Space anchors as indicated, but not more than 18 inches o.c. vertically and 24 inches o.c. horizontally, with not less than 1 anchor for each 2 sq. ft. of wall area.

Install additional anchors within 12 inches of openings and at intervals, not exceeding 8 inches, around perimeter.

3.8 CONTROL AND EXPANSION JOINTS

- A. General: Install control and expansion joint materials in unit masonry as masonry progresses. Do not allow materials to span control and expansion joints without provision to allow for in-plane wall or partition movement.

3.9 LINTELS

- A. Install steel lintels where indicated.
- B. Provide concrete or masonry lintels where shown and where openings of more than 12 inches for brick-size units and 24 inches for block-size units are shown without structural steel or other supporting lintels.

3.10 FLASHING, WEEP HOLES, CAVITY DRAINAGE, AND VENTS

- A. Install weep holes in head joints in exterior wythes of first course of masonry immediately above embedded flashing and as follows:

3.11 REPAIRING, POINTING, AND CLEANING

- A. Remove and replace masonry units that are loose, chipped, broken, stained, or otherwise damaged or that do not match adjoining units. Install new units to match adjoining units; install in fresh mortar, pointed to eliminate evidence of replacement.
- B. In-Progress Cleaning: Clean unit masonry as work progresses by dry brushing to remove mortar fins and smears before tooling joints.
- C. Final Cleaning: After mortar is thoroughly set and cured, clean exposed masonry as follows:
 1. Remove large mortar particles by hand with wooden paddles and nonmetallic scrape hoes or chisels.
 2. Protect adjacent stone and nonmasonry surfaces from contact with cleaner by covering them with liquid strippable masking agent or polyethylene film and waterproof masking tape.
 3. Wet wall surfaces with water before applying cleaners; remove cleaners promptly by rinsing surfaces thoroughly with clear water.
 4. Clean concrete masonry by cleaning method indicated in NCMA TEK 8-2A applicable to type of stain on exposed surfaces.

3.12 MASONRY WASTE DISPOSAL

- A. Salvageable Materials: Unless otherwise indicated, excess masonry materials are Contractor's property. At completion of unit masonry work, remove from Project site.

- B. Waste Disposal as Fill Material: Dispose of clean masonry waste, including excess or soil-contaminated sand, waste mortar, and broken masonry units, by crushing and mixing with fill material as fill is placed.
1. Crush masonry waste to less than 4 inches in each dimension.
 2. Mix masonry waste with at least two parts of specified fill material for each part of masonry waste. Fill material is specified in Section 312000 "Earth Moving."
 3. Do not dispose of masonry waste as fill within 18 inches of finished grade.
- C. Excess Masonry Waste: Remove excess clean masonry waste that cannot be used as fill, as described above, and other masonry waste, and legally dispose of off Owner's property.

END OF SECTION 042000

SECTION 044300 - STONE MASONRY

PART 1 - GENERAL

1.1 RELATED DOCUMENTS

- A. Drawings and general provisions of the Contract, including General and Supplementary Conditions and Division 01 Specification Sections, apply to this Section.

1.2 SUMMARY

- A. Section includes the following:
 - 1. Stone slabs for sign panel features.

1.3 SUBMITTALS

- A. Product Data: For each type of product indicated.
 - 1. For stone varieties proposed for use on Project, include test data indicating compliance with physical properties specified or required by referenced ASTM standards.
- B. Samples for Verification:
 - 1. For each stone type indicated. Include at least three samples in each set for each type of stone, exhibiting extremes of the full range of color and other visual characteristics expected in completed Work. Samples will establish the standard by which stone provided will be judged.
 - 2. For each color of mortar required.
- C. Qualification Data: For qualified Installer.

1.4 QUALITY ASSURANCE

- A. Installer Qualifications: A qualified installer who employs experienced stonemasons and stone fitters.
- B. Source Limitations for Mortar Materials: Obtain mortar ingredients of a uniform quality, including color for exposed masonry, from single manufacturer for each cementitious component and from single source or producer for each aggregate.
- C. Preinstallation Conference: Conduct conference at Project site.

1.5 DELIVERY, STORAGE, AND HANDLING

- A. Store cementitious materials on elevated platforms, under cover, and in a dry location. Do not use cementitious materials that have become damp.
- B. Store aggregates where grading and other required characteristics can be maintained and contamination avoided.

- C. Deliver preblended, dry mortar mix in moisture-resistant containers designed for lifting and emptying into dispensing silo. Store preblended, dry mortar mix in delivery containers on elevated platforms, under cover, and in a dry location or in a metal dispensing silo with weatherproof cover.
- D. Store masonry accessories, including metal items, to prevent corrosion and accumulation of dirt and oil.

1.6 PROJECT CONDITIONS

- A. Protection of Stone Masonry: During construction, cover tops of walls, projections, and sills with waterproof sheeting at end of each day's work. Cover partially completed stone masonry when construction is not in progress.
 - 1. Extend cover a minimum of 24 inches down both sides and hold cover securely in place.
- B. Stain Prevention: Immediately remove mortar and soil to prevent them from staining the face of stone masonry.
 - 1. Protect base of walls from rain-splashed mud and mortar splatter by coverings spread on the ground and over the wall surface.
- C. Cold-Weather Requirements: Do not use frozen materials or materials mixed or coated with ice or frost. Do not build on frozen substrates. Remove and replace stone masonry damaged by frost or freezing conditions. Comply with cold-weather construction requirements contained in ACI 530.1/ASCE 6/TMS 602.
 - 1. Cold-Weather Cleaning: Use liquid cleaning methods only when air temperature is 40 deg F and above and will remain so until masonry has dried, but not less than 7 days after completing cleaning.
- D. Hot-Weather Requirements: Comply with hot-weather construction requirements contained in ACI 530.1/ASCE 6/TMS 602.

1.7 COORDINATION

- A. Advise installers of other work about specific requirements for placement of reinforcement, anchors, flashing, and similar items to be built into stone masonry.

PART 2 - PRODUCTS

2.1 MONUMENT SLAB

- A. Limestone: Limestone monument slab, custom cut at 18" x 6'-6" x 10'; Cut to Size Stone Wall Cap by Vetter Stone Company. (<https://www.vetterstone.com/>).
- B. Finish: FLEURI CUT - HONED FINISH.
- C. Color: SILVER SHADOW.

2.2 MORTAR MATERIALS

- A. Portland Cement: ASTM C 150, Type I or II, except Type III may be used for cold-weather construction. Provide natural color or white cement as required to produce mortar color indicated.
- B. Hydrated Lime: ASTM C 207, Type S.
- C. Portland Cement-Lime Mix: Packaged blend of portland cement complying with ASTM C 150, Type I or III, and hydrated lime complying with ASTM C 207.
- D. Mortar Cement: ASTM C 1329.
- E. Masonry Cement: ASTM C 91.
- F. Aggregate: ASTM C 144.
- G. Cold-Weather Admixture: Nonchloride, noncorrosive, accelerating admixture complying with ASTM C 494/C 494M, Type C, and recommended by manufacturer for use in masonry mortar of composition indicated.
 - 1. Products: Subject to compliance with requirements, provide one of the following:
 - a. Glen-Gery; Color: G-501; Joint style: Concave.
- H. Water: Potable.

2.3 STONE ACCESSORIES

- A. Setting Shims: Strips of resilient plastic or vulcanized neoprene, Type A Shore durometer hardness of 50 to 70, nonstaining to stone, of thickness needed to prevent point loading of stone on anchors and of depths to suit anchors without intruding into required depths of pointing materials.
- B. Penetrating Sealer:
 - 1. Basis-of-Design Product: Subject to compliance with requirements, provide **511 Impregnator Sealer by Miracle Sealants Company** or Architect approved comparable product.

2.4 STONE ANCHORS

- A. Stone Anchors: Units fabricated with tabs or dowels designed to engage kerfs or holes in stone trim units and holes for fasteners or postinstalled anchor bolts for fastening to substrates or framing as indicated.
 - 1. Manufacturers: Subject to compliance with requirements, provide products by one of the following:
 - a. Halfen Anchoring Systems; Meadow Burke.
 - b. Heckmann Building Products Inc.
 - c. Hohmann & Barnard, Inc.

- B. Materials: Fabricate anchors from stainless steel, ASTM A 240/A 240M, Type 304. Fabricate dowels from stainless steel, ASTM A 276, Type 304.
- C. Fasteners for Stone Anchors: Annealed stainless-steel bolts, nuts, and washers; ASTM F 593 for bolts and ASTM F 594 for nuts, Alloy Group 1.

2.5 MORTAR MIXES

- A. General: Do not use admixtures, including pigments, air-entraining agents, accelerators, retarders, water-repellent agents, antifreeze compounds, or other admixtures, unless otherwise indicated.
 - 1. Do not use calcium chloride.
 - 2. Limit cementitious materials in mortar to portland cement, mortar cement, and lime.
 - 3. Add cold-weather admixture (if used) at same rate for all mortar that will be exposed to view, regardless of weather conditions, to ensure that mortar color is consistent.
- B. Preblended, Dry Mortar Mix: Furnish dry mortar ingredients in the form of a preblended mix. Measure quantities by weight to ensure accurate proportions, and thoroughly blend ingredients before delivering to Project site.
- C. Mortar for Stone Masonry: Comply with ASTM C 270, Proportion Specification.
 - 1. Mortar for Setting Stone: Type S.

2.6 FABRICATION

- A. Fabricate stone to comply with sizes, shapes, and tolerances recommended by applicable stone association or, if none, by stone source, for faces, edges, beds, and backs.
 - 1. For limestone, comply with recommendations in ILI's "Indiana Limestone Handbook."
- B. Select stone to produce pieces of thickness, size, and shape indicated, including details on Drawings. Dress joints (bed and vertical) straight and at right angle to face unless otherwise indicated.
- C. Cut and drill sinkages and holes in stone for anchors and supports.
- D. Carefully inspect stone at quarry or fabrication plant for compliance with requirements for appearance, material, and fabrication. Replace defective units before shipment.
- E. Thickness of Stone: Provide thickness as indicated.
- F. Shape stone as indicated.

PART 3 - EXECUTION

3.1 EXAMINATION

- A. Examine surfaces indicated to receive stone masonry, with Installer present, for compliance with requirements for installation tolerances and other conditions affecting performance.

- B. Proceed with installation only after unsatisfactory conditions have been corrected.

3.2 PREPARATION

- A. Clean dirty or stained stone surfaces by removing soil, stains, and foreign materials before setting. Clean stone by thoroughly scrubbing with fiber brushes and then drenching with clear water. Use only mild cleaning compounds that contain no caustic or harsh materials or abrasives.

3.3 SETTING OF STONE MASONRY, GENERAL

- A. Perform necessary field cutting and trimming as stone is set.
 - 1. Use power saws to cut stone that is fabricated with saw-cut surfaces. Cut lines straight and true, with edges eased slightly to prevent snipping.
 - 2. Use hammer and chisel to split stone that is fabricated with split surfaces. Make edges straight and true, matching similar surfaces that were shop or quarry fabricated.
 - 3. Pitch face at field-split edges as needed to match stones that are not field split.
- B. Set stone to comply with requirements indicated on Drawings. Install supports, fasteners, and other attachments indicated or necessary to secure stone masonry in place. Set stone accurately in locations indicated with edges and faces aligned according to established relationships and indicated tolerances.

3.4 ADJUSTING AND CLEANING

- A. Remove and replace stone masonry of the following description:
 - 1. Broken, chipped, stained, or otherwise damaged stone. Stone may be repaired if methods and results are approved by Owner's Representative.
 - 2. Defective joints.
 - 3. Stone masonry not matching approved samples and mockups.
 - 4. Stone masonry not complying with other requirements indicated.
- B. In-Progress Cleaning: Clean stone masonry as work progresses. Remove mortar fins and smears before tooling joints.
- C. Final Cleaning: After mortar is thoroughly set and cured, clean stone masonry as follows:
 - 1. Remove large mortar particles by hand with wooden paddles and nonmetallic scrape hoes or chisels.
 - 2. Test cleaning methods on mockup; leave one-half of panel uncleaned for comparison purposes. Obtain Owner's Representative's approval of sample cleaning before cleaning stone masonry.
 - 3. Protect adjacent stone and nonmasonry surfaces from contact with cleaner by covering them with liquid strippable masking agent, polyethylene film, or waterproof masking tape.
- D. Apply penetrating sealer to cleaned stone according to sealer manufacturer's written instructions.

END OF SECTION 044300

SECTION 057015 - DECORATIVE METAL PANELS

PART 1 - GENERAL

1.1 SUMMARY

- A. Section Includes: Decorative metal panel inserts used for park ID signs, grand lawn arbor, swing trellis and circular arbor tree.
- B. Related Sections:
 - 1. Section 042000 – Unit Masonry for column bases.
 - 2. Section 101426 – Exterior Signage.

1.2 REFERENCES

- A. AA – Aluminum Association, *Aluminum Standards and Data*.
- B. AAMA 2604 – *High Performance Organic Coatings on Aluminum Extrusions and Panels*.
- C. CPSC – Consumer Product Safety Commission, *Public Playground Safety Handbook*.
- D. NFPA 13 – *Installation of Sprinkler Systems*.

1.3 SUBMITTALS

- A. Product Data: Submit for:
 - 1. Panel
 - 2. Fastening method.
- B. Manufacturer Instructions: Submit for:
 - 1. Delivery, storage, and handling.
 - 2. Installation.
 - 3. Cleaning and repair.
- C. Samples: Submit one piece not less than 8 x 8 inches in size and showing portion of pattern to be provided and appearance of specified finish.
- D. Shop Drawings: For each type of panel and fabricated accessory, show material, thickness, dimensions, cutouts and penetrations, finish, fasteners, and other information necessary to describe work to be provided.
- E. Certification: Submit letter from manufacturer stating that products comply with specifications.

1.4 QUALITY ASSURANCE

- A. Installer: Firm with five years of experience installing decorative metalwork.
- B. Pre-Installation Meeting: Discuss handling and installation techniques, coordination of other work, and protection.

1.5 DELIVERY, STORAGE, AND HANDLING

- A. Comply with manufacturer's instructions. Protect against damage.

1.6 WARRANTY

- A. Submit panel manufacturer's limited warranty against defects in material and workmanship:
 - 1. Panels: Twenty years.
 - 2. Factory-Applied Coatings: Ten years.

PART 2 - PRODUCTS

2.1 MANUFACTURER

- A. Basis-of-Design: Sign Panel; ¼" Corten Steel w/ Laser Cut Logo, Sign Panel Design by owner. Contractor shall submit shop drawings of mounting and panel to owner's representative for review prior to installation.
- B. Substitution Limitations: Substitution requests shall be submitted in accordance with Division 00 and shall include:
 - 1. Documentation that manufacturer has minimum five years' experience manufacturing laser cut panels of type and quality specified and is licensed to produce copyrighted designs.
 - 2. Documentation of three projects with similar types and quality of exterior laser cut panels including photographs of work, project address, and name and contact information for project designer, contractor, and owner.
 - 3. Sample panel not less than 24 x 24 inches demonstrating materials, finishes, and workmanship specified.

2.2 PERFORMANCE CRITERIA

- A. Comply with Building codes required by Authorities Having Jurisdiction over building.
- B. Structural Requirements:
 - 1. Wind Load: 110 mph.
 - 2. Thermal Movement: Allow for 180 degrees F thermal variation.
- C. Dissimilar Metals: Design installation to protect against corrosion due to contact between dissimilar metals in marine environment.
- D. Panel Sizes and Configuration:
 - 1. Provide as shown on Drawings. Where not shown on Drawings, panels shall be in accordance with overall design intent and as determined by handling and installation conditions.
 - 2. Do not allow unsupported edges.

2.3 MATERIALS:

- A. Large Steel Panel:
 - 1. Material: Corten steel plate – ASTM A588' natural finish, 1-3/4" x 8' x 10'.
 - 2. Finish: Natural.
- B. Logo Panel:

1. Material: Corten steel flat sheet – ASTM A606-4' natural finish, 1/4" thick with laser cut lettering and logo. Will note that contactor to provide shop drawing prior to fabrication for review / mounting options.
2. Finish Natural.

2.4 FABRICATION

- A. Cutting and Cutouts: Cut metal with laser cutter capable of 1/16-inch tolerance. Remove burrs in accordance with WBTD recommended "Deburring & Edge Finishing Handbook" by LaRoux K. Gillespie, Level D, without magnification.
- B. Make holes for fasteners in factory to extent practical.
- C. Complete fabrication before applying finishes.

2.5 ACCESSORIES

- A. Clips: Provide clips or other attachment devices where it is not practical to attach panels directly to substrate. Design clips to minimize their visibility.
- B. Fasteners:
 1. Submit shop drawings for panel fastening to owner's representative.
 2. Color: Color of exposed-to-view fasteners in surfaces with factory-applied finishes shall be compatible with panel finish.
 3. Size and Spacing: As required to satisfy conditions of use; loads on fasteners shall not exceed 25 percent of average ultimate strength.
 4. Washers: Provide bonded neoprene washers where necessary to prevent water intrusion.
- C. Galvanic Barriers: Types recommended by manufacturer for conditions of use.
- D. Shims: Non-staining type suitable for conditions of use.
- E. Repair Compound: Automotive scratch-filling cream or wax.
- F. Trim: Provide matching material and finishes where shown on Drawings.

PART 3 - EXECUTION

3.1 EXAMINATION

- A. Verification of Conditions: Verify that conditions are ready for installation of panels. Correct defects before proceeding.

3.2 INSTALLATION

- A. Install plumb, level, square, and securely and in accordance with manufacturer's instructions.
- B. Factory-Painted Surfaces: Do not cut, drill, or weld unless required by approved shop drawings.
- C. Protect against contact between dissimilar metals.

3.3 PROTECTION AND REPAIRS

- A. Protect installed panels from damage.

- B. Repair minor scratches in powder coated surfaces with repair compound.
- C. Damaged panels that cannot be repaired to Architect's satisfaction shall be removed and replaced with new panels.

END OF SECTION 057015

DRAFT

SECTION 061000 - ROUGH CARPENTRY

PART 1 - GENERAL

1.1 SUMMARY

- A. Section Includes:
1. Framing with dimension lumber.
 2. Wood blocking, cants, and nailers.
 3. Wood furring and grounds.
 4. Wood sleepers.

1.2 ACTION SUBMITTALS

- A. Product Data: For each type of process and factory-fabricated product.

1.3 INFORMATIONAL SUBMITTALS

- A. Material Certificates: For dimension lumber specified to comply with minimum allowable unit stresses. Indicate species and grade selected for each use and design values approved by the ALSC Board of Review.
- B. Evaluation Reports: For the following, from ICC-ES:
1. Wood-preservative-treated wood.
 2. Power-driven fasteners.
 3. Post-installed anchors.
 4. Metal framing anchors.

PART 2 - PRODUCTS

2.1 WOOD PRODUCTS, GENERAL

- A. Lumber: DOC PS 20 and applicable rules of grading agencies indicated. If no grading agency is indicated, comply with the applicable rules of any rules-writing agency certified by the ALSC Board of Review. Grade lumber by an agency certified by the ALSC Board of Review to inspect and grade lumber under the rules indicated.
1. Factory mark each piece of lumber with grade stamp of grading agency.
 2. For exposed lumber indicated to receive a stained or natural finish, mark grade stamp on end or back of each piece.
 3. Dress lumber, S4S, unless otherwise indicated.
- B. Maximum Moisture Content of Lumber: 19 percent unless otherwise indicated.

2.2 WOOD-PRESERVATIVE-TREATED LUMBER

- A. Preservative Treatment by Pressure Process: AWWPA U1; Use Category UC2 for interior construction not in contact with ground, Use Category UC3b for exterior construction not in contact with ground, and Use Category UC4a for items in contact with ground.
 - 1. Preservative Chemicals: Acceptable to authorities having jurisdiction and containing no arsenic or chromium. Do not use inorganic boron (SBX) for sill plates.
- B. Kiln-dry lumber after treatment to a maximum moisture content of 19 percent. Do not use material that is warped or that does not comply with requirements for untreated material.
- C. Mark lumber with treatment quality mark of an inspection agency approved by the ALSC Board of Review.
- D. Application: Treat items indicated on Drawings, and the following:
 - 1. Wood cants, nailers, curbs, equipment support bases, blocking, stripping, and similar members in connection with roofing, flashing, vapor barriers, and waterproofing.
 - 2. Wood sills, sleepers, blocking, furring, stripping, and similar concealed members in contact with masonry or concrete.
 - 3. Wood framing and furring attached directly to the interior of below-grade exterior masonry or concrete walls.
 - 4. Wood framing members that are less than 18 inches above the ground in crawlspaces or unexcavated areas.
 - 5. Wood floor plates that are installed over concrete slabs-on-grade.

2.3 DIMENSION LUMBER FRAMING

- A. Framing: No. 2 Select grade.
 - 1. Application: Framing other than interior partitions not indicated as load bearing.
 - 2. Species:
 - a. Cypress.
- B. Exposed Framing: Hand-select material for uniformity of appearance and freedom from characteristics, on exposed surfaces and edges, that would impair finish appearance, including decay, honeycomb, knot-holes, shake, splits, torn grain, and wane.
 - 1. Species and Grade: As indicated above for load-bearing construction of same type.

2.4 MISCELLANEOUS LUMBER

- A. General: Provide miscellaneous lumber indicated and lumber for support or attachment of other construction, including the following:
 - 1. Blocking.
 - 2. Nailers.
 - 3. Cants.

4. Furring.
5. Grounds.

B. Dimension Lumber Items: Construction or No. 2 grade lumber of any species.

C. Concealed Boards: 19 percent maximum moisture content and the following species and grades:

1. Mixed southern pine or southern pine; No. 2 grade; SPIB.

2.5 FASTENERS

A. General: Fasteners shall be of size and type indicated and shall comply with requirements specified in this article for material and manufacture.

1. Provide fasteners of Type 316 stainless steel.

B. Power-Driven Fasteners: Fastener systems with an evaluation report acceptable to authorities having jurisdiction, based on ICC-ES AC70.

C. Post-Installed Anchors: Fastener systems with an evaluation report acceptable to authorities having jurisdiction, based on ICC-ES AC01, ICC-ES AC58, ICC-ES AC193 or ICC-ES AC308 as appropriate for the substrate.

2.6 METAL FRAMING ANCHORS

A. Manufacturers: Subject to compliance with requirements, provide products by the following:

1. Simpson Strong-Tie Co., Inc.

B. Allowable design loads, as published by manufacturer, shall meet or exceed those of basis-of-design products. Manufacturer's published values shall be determined from empirical data or by rational engineering analysis and demonstrated by comprehensive testing performed by a qualified independent testing agency. Framing anchors shall be punched for fasteners adequate to withstand same loads as framing anchors.

C. Use Type 316L Stainless Steel Sheet for all applications.

2.7 MISCELLANEOUS MATERIALS

A. Sill-Sealer Gaskets: Closed-cell neoprene foam, 1/4 inch thick, selected from manufacturer's standard widths to suit width of sill members indicated.

B. Adhesives for Gluing Furring and Sleepers to Concrete or Masonry: Formulation complying with ASTM D 3498 that is approved for use indicated by adhesive manufacturer.

PART 3 - EXECUTION

3.1 INSTALLATION, GENERAL

- A. Framing Standard: Comply with AF&PA's WCD 1, "Details for Conventional Wood Frame Construction," unless otherwise indicated.
- B. Set rough carpentry to required levels and lines, with members plumb, true to line, cut, and fitted. Fit rough carpentry accurately to other construction. Locate furring, nailers, blocking, grounds, and similar supports to comply with requirements for attaching other construction.
- C. Install metal framing anchors to comply with manufacturer's written instructions. Install fasteners through each fastener hole.
- D. Do not splice structural members between supports unless otherwise indicated.
- E. Securely attach rough carpentry work to substrate by anchoring and fastening as indicated, complying with the following:
 - 1. Table 2304.9.1, "Fastening Schedule," in the 2014 Florida Building Code, Building, with 2016 Supplements.
 - 2. ICC-ES evaluation report for fasteners.

3.2 PROTECTION

- A. Protect wood that has been treated with inorganic boron (SBX) from weather. If, despite protection, inorganic boron-treated wood becomes wet, apply EPA-registered borate treatment. Apply borate solution by spraying to comply with EPA-registered label.
- B. Protect rough carpentry from weather. If, despite protection, rough carpentry becomes wet enough that moisture content exceeds that specified, apply EPA-registered borate treatment. Apply borate solution by spraying to comply with EPA-registered label.

END OF SECTION 061000

SECTION 099300 - STAINING AND TRANSPARENT FINISHING

PART 1 - GENERAL

1.1 RELATED DOCUMENTS

- A. Drawings and general provisions of the Contract, including General and Supplementary Conditions and Division 01 Specification Sections, apply to this Section.

1.2 SUMMARY

- A. Section includes surface preparation and application of wood finishes on the following substrates:

- 1. Exterior Substrates:

- a. Exposed glued-laminated beams and columns.
 - b. Exposed dimension lumber (rough carpentry).
 - c. Dressed lumber (finish carpentry).
 - d. Exposed wood panel products.

- 2. Interior Substrates:

- a. Exposed glued-laminated beams and columns.
 - b. Exposed dimension lumber (rough carpentry).
 - c. Dressed lumber (finish carpentry).
 - d. Exposed wood panel products.

- B. Related Requirements:

- 1. Section 099113 "Exterior Painting" for standard paint systems on exterior substrates.
 - 2. Section 099123 "Interior Painting" for stains and transparent finishes on concrete floors.

1.3 DEFINITIONS

- A. Gloss Level 1: Not more than 5 units at 60 degrees and 10 units at 85 degrees, according to ASTM D 523.
- B. Gloss Level 4: 20 to 35 units at 60 degrees and not less than 35 units at 85 degrees, according to ASTM D 523.
- C. Gloss Level 5: 35 to 70 units at 60 degrees, according to ASTM D 523.
- D. Gloss Level 6: 70 to 85 units at 60 degrees, according to ASTM D 523.
- E. Gloss Level 7: More than 85 units at 60 degrees, according to ASTM D 523.

1.4 ACTION SUBMITTALS

- A. Product Data: For each type of product indicated. Include preparation requirements and application instructions.
- B. Samples for Verification: For each type of finish system and in each color and gloss of finish indicated.
 - 1. Submit Samples on representative samples of actual wood substrates, 8 inches square or 8 inches long.
 - 2. Label each Sample for location and application area.

1.5 QUALITY ASSURANCE

- A. Mockups: Apply mockups of each finish system indicated and each color selected to verify preliminary selections made under sample submittals and to demonstrate aesthetic effects and set quality standards for materials and execution.
 - 1. Architect will select one surface to represent surfaces and conditions for application of each type of finish system and substrate.
 - a. Vertical and Horizontal Surfaces: Provide samples of at least 100 sq. ft..
 - 2. Final approval of stain color selections will be based on mockups.
 - a. If preliminary stain color selections are not approved, apply additional mockups of additional stain colors selected by Architect at no added cost to Owner.

1.6 DELIVERY, STORAGE, AND HANDLING

- A. Store materials not in use in tightly covered containers in well-ventilated areas with ambient temperatures continuously maintained at not less than 45 deg F.
 - 1. Maintain containers in clean condition, free of foreign materials and residue.
 - 2. Remove rags and waste from storage areas daily.

1.7 FIELD CONDITIONS

- A. Apply finishes only when temperature of surfaces to be finished and ambient air temperatures are between 50 and 95 deg F.
- B. Do not apply finishes when relative humidity exceeds 85 percent; at temperatures less than 5 deg F above the dew point; or to damp or wet surfaces.
- C. Do not apply exterior finishes in snow, rain, fog, or mist.

PART 2 - PRODUCTS

2.1 MANUFACTURERS

- A. Products: Benjamin Moore; Arborcoat Stain - Semi-transparent; Color: Spanish Moon.

2.2 MATERIALS, GENERAL

- A. Material Compatibility:
 - 1. Provide materials for use within each finish system that are compatible with one another and substrates indicated, under conditions of service and application as demonstrated by manufacturer, based on testing and field experience.
 - 2. For each coat in a finish system, provide products recommended in writing by manufacturers of topcoat for use in finish system and on substrate indicated.
- B. Stain Colors: To match Basis of Design: Arborcoat – Spanish Moon.

2.3 WOOD FILLERS

- A. Wood Filler Paste: As recommended by stain manufacturer.

2.4 SOURCE QUALITY CONTROL

- A. Testing of Materials: Owner reserves the right to invoke the following procedure:
 - 1. Owner will engage the services of a qualified testing agency to sample wood finishing materials. Contractor will be notified in advance and may be present when samples are taken. If materials have already been delivered to Project site, samples may be taken at Project site. Samples will be identified, sealed, and certified by testing agency.
 - 2. Testing agency will perform tests for compliance with product requirements.
 - 3. Owner may direct Contractor to stop applying wood finishes if test results show materials being used do not comply with product requirements. Contractor shall remove noncomplying materials from Project site, pay for testing, and refinish surfaces finished with rejected materials. Contractor will be required to remove rejected materials from previously finished surfaces before refinishing with complying materials if the two finishes are incompatible or produce results that, in the opinion of the Architect, are aesthetically unacceptable.

PART 3 - EXECUTION

3.1 EXAMINATION

- A. Examine substrates and conditions, with Applicator present, for compliance with requirements for maximum moisture content and other conditions affecting performance of the Work.

- B. Maximum Moisture Content of Exterior Wood Substrates: 15 percent, when measured with an electronic moisture meter.
- C. Maximum Moisture Content of Interior Wood Substrates: [15] [13] [10] [9] percent, when measured with an electronic moisture meter.
- D. Verify suitability of substrates, including surface conditions and compatibility with existing finishes and primers.
- E. Proceed with finish application only after unsatisfactory conditions have been corrected.
 - 1. Beginning finish application constitutes Contractor's acceptance of substrates and conditions.

3.2 PREPARATION

- A. Comply with manufacturer's written instructions and recommendations in "MPI Architectural Painting Specification Manual" applicable to substrates indicated.
- B. Remove hardware, covers, plates, and similar items already in place that are removable. If removal is impractical or impossible because of size or weight of item, provide surface-applied protection before surface preparation and finishing.
 - 1. After completing finishing operations, use workers skilled in the trades involved to reinstall items that were removed. Remove surface-applied protection if any.
- C. Clean and prepare surfaces to be finished according to manufacturer's written instructions for each particular substrate condition and as specified.
 - 1. Remove dust, dirt, oil, and grease by washing with a detergent solution; rinse thoroughly with clean water and allow to dry. Remove grade stamps and pencil marks by sanding lightly. Remove loose wood fibers by brushing.
 - 2. Remove mildew by scrubbing with a commercial wash formulated for mildew removal and as recommended by stain manufacturer.
- D. Exterior Wood Substrates:
 - 1. Scrape and clean knots, and apply coat of knot sealer before applying primer.
 - 2. Prime edges, ends, faces, undersides, and backsides of wood.
 - a. For solid hide stained wood, stain edges and ends after priming.
 - 3. Countersink steel nails, if used, and fill with putty or plastic wood filler tinted to final color. Sand smooth when dried.

3.3 APPLICATION

- A. Apply finishes according to manufacturer's written instructions and recommendations in "MPI Architectural Painting Specification Manual."

1. Use applicators and techniques suited for finish and substrate indicated.
 2. Finish surfaces behind movable equipment and furniture same as similar exposed surfaces.
 3. Do not apply finishes over labels of independent testing agencies or equipment name, identification, performance rating, or nomenclature plates.
- B. Apply finishes to produce surface films without cloudiness, holidays, lap marks, brush marks, runs, ropiness, or other surface imperfections.

3.4 CLEANING AND PROTECTION

- A. At end of each workday, remove rubbish, empty cans, rags, and other discarded materials from Project site.
- B. After completing finish application, clean spattered surfaces. Remove spattered materials by washing, scraping, or other methods. Do not scratch or damage adjacent finished surfaces.
- C. Protect work of other trades against damage from finish application. Correct damage by cleaning, repairing, replacing, and refinishing, as approved by Architect, and leave in an undamaged condition.
- D. At completion of construction activities of other trades, touch up and restore damaged or defaced finished wood surfaces.

3.5 EXTERIOR WOOD-FINISH-SYSTEM SCHEDULE

- A. Playground and Museum Patio Fence Posts: Sherwin Williams Quiver Tan.
 1. Treatment: Ducksback wood brightener 1450
 2. Intermediate and Topcoat: Ducksback Superdeck 9600 WR Alkyd Solid
- B. Boardwalks, Handrails, Decking, Playground Piles, Post & Rope Fence, Playground Tongue & Groove (Clear Stain):
 1. Treatment: Ducksback wood brightener 1450
 2. 1st Coat: S-W Ducksback Superdeck Transparent Stain (1900 Series).
 3. 2nd Coat: S-W Ducksback Superdeck Transparent Stain (1900 Series).
- C. Ipe Wood Substrates: Penofin for Hardwoods Finish by Penofin, 2 coats.
 1. First Coat: Apply and wipe after 30 minutes.
 2. Second Coat: 3 hours after initial application.
- D. Exposed Wood Trusses, Rafters, Beams, Tongue and Groove Decking, Glu-Laminated Structure
 1. Semi-Solid Stain System:
 - a. Treatment: SuperDeck Deck Wash
 - b. Topcoat: SuperDeck Waterbourne Semi-Solid Stain or Cabot's Semi-Solid Deck & Siding Stain #1400 Series, Color: Beechwood Gray

(Cabot color = basis of design)

3.6 INTERIOR WOOD-FINISH-SYSTEM SCHEDULE

- A. Wood substrates, nontraffic surfaces, including wood trim windows glued-laminated constructionexposed joists exposed beams.Stain and Varnish System:
- a. Satin Finish:
- 1) 1st Coat: S-W WoodClassics 250 Stains.
 - 2) 2nd Coat: S-W WoodClassics Waterborne Polyurethane Varnish, A68 Series.
 - 3) 3rd Coat: S-W WoodClassics Waterborne Polyurethane Varnish, A68 Series (4 mils wet, 1.0 mil dry per coat):.

END OF SECTION 099300

SECTION 101426 – EXTERIOR SIGNAGE

PART 1 - GENERAL

1.1 RELATED DOCUMENTS

- A. Drawings and general provisions of the Contract, including General and Supplementary Conditions and Division 01 Specification Sections, apply to this Section.

1.2 SUMMARY

- A. This Section includes the following:
 - 1. Custom entry sign panels and signs.
- B. Related Requirements:
 - 1. Section 061063 "Exterior Rough Carpentry" for wood posts and panels for signs.
 - 2. Section

1.3 PERFORMANCE REQUIREMENTS

- A. Structural Performance: Provide signs capable of withstanding the effects of gravity loads and wind loads and stresses in accordance with applicable codes.
- B. Thermal Movements: Provide signs that allow for thermal movements resulting from the following maximum change (range) in ambient and surface temperatures by preventing buckling, opening of joints, overstressing of components, failure of connections, and other detrimental effects. Base engineering calculation on surface temperatures of materials due to both solar heat gain and nighttime-sky heat loss.
 - 1. Temperature Change (Range): 120 deg F, ambient; 180 deg F, material surfaces.
- C. Designer retains full rights to all designs shown or specified. Designer hereby grants the contractor the limited right to fabricate designs herein for the sole purposes of completing his current contract. He may not manufacture, reproduce, or exhibit these designs or modify them for any other purpose without the written approval of the Designer.

1.4 SUBMITTALS

- A. Product Data: For each type of product indicated.
- B. Shop Drawings: Show fabrication and installation details for signage.
 - 1. Include plans, elevations, sections, details, and attachments to other work.
 - 2. Provide message list, typestyles, graphic elements, and layout for each sign at least half size and full-size details of graphics.

- a. Include full-size templates for cutout characters and graphic symbols.
 3. For installed products indicated to comply with design loads, include structural analysis data signed and sealed by the qualified professional engineer responsible for their preparation.
 4. Architect must approve shop drawings prior to manufacture of signs.
- C. Samples for Verification: For each of the following products and for the full range of color, texture, and sign material indicated, of sizes indicated:
1. Wood Finish: For each finish and color, on 6-inch- long sections of wood.
 2. Aluminum Panels: For each form, finish, and color, on squares of sheet at least 4 by 4 inches
 3. Rope Sample: For material and color, 6" long section.
 4. "Scotchprint" or approved equal- high pressure laminate interpretive panel
 5. Accessories: Manufacturer's full-size unit.
- D. Sign Schedule: Use same designations and copy as indicated on Drawings.
- E. Coordinate first paragraph below with qualification requirements in Division 01 Section "Quality Requirements" and as supplemented in "Quality Assurance" Article.
- F. Qualification Data: For Installer and fabricator.
- G. Maintenance Data: For signs to include in maintenance manuals.
- H. Warranty: Special warranty specified in this Section.
- 1.5 QUALITY ASSURANCE
- A. Installer Qualifications: An employer of workers trained and approved by manufacturer.
 1. Installer shall be capable of providing replacement sign components within 10 working days of receipt of order.
 - B. Fabricator Qualifications: Shop that employs skilled workers who custom-fabricate products similar to those required for this Project and whose products have a record of successful in-service performance.
 - C. Source Limitations for Signs: Obtain each sign type indicated from one source from a single manufacturer.
 - D. Signage required to be accessible to people with disabilities must comply with requirements in the ADA-ABA Accessibility Guidelines and with requirements of authorities having jurisdiction, whichever are more stringent. Verify local requirements and insert additional requirements if needed.
 - E. Regulatory Requirements: Comply with applicable provisions in ADA-ABA Accessibility Guidelines and ICC A117.1.

1.6 PROJECT CONDITIONS

- A. Weather Limitations: Proceed with installation only when weather conditions permit installation of signs to be performed according to manufacturers' written instructions and warranty requirements.
- B. Field Measurements: Indicate measurements on Shop Drawings.
- C. Architect to field approve all sign locations prior to final installation.

1.7 COORDINATION

- A. Coordinate installation of anchorages for post and panel signage. Furnish setting drawings, templates, and directions for installing anchorages and other items that are to be embedded in concrete.
- B. All grading and sitework in the immediate area to be completed prior to installation.
- C. Architect to field approve sign location prior to permanent installation.
- D. Coordinate with other disciplines to avoid impacting construction schedule.

1.8 WARRANTY

- A. Special Warranty: Manufacturer's standard form in which manufacturer agrees to repair or replace components of signs that fail in materials or workmanship within specified warranty period.
 - 1. Failures include, but are not limited to, the following:
 - a. Deterioration of polymer finishes beyond normal weathering.
 - b. Deterioration of embedded graphic image colors and sign lamination.
 - 2. Warranty Period: Five years from date of Substantial Completion for all materials and workmanship. Provide minimum 10 year warranty on custom high pressure laminate interpretive sign panels.

PART 2 - PRODUCTS

2.1 ENTRY SIGN

- A. Provide smooth sign panel surfaces constructed to remain flat under installed conditions within a tolerance of plus or minus 1/16 inch measured diagonally from corner to corner.
 - 1. Coordinate dimensions and attachment methods to produce message panels with closely fitting joints. Align edges and surfaces with one another in the relationship indicated.
 - 2. Increase metal thickness or reinforce with concealed stiffeners or backing materials as needed to produce surfaces without distortion, buckles, warp, or other surface deformations.
 - 3. Provide single piece sign with no welds or bonds.
 - 4. Remove all burrs and ease all edges.

5. All materials shall have a smooth, finished appearance on all surfaces and edges – including sign back.

B. Metal Sign Panel Materials:

1. Cut Logo Panel: Corten steel flat sheet – ASTM A606-4' natural finish, 1/4" thick with laser cut lettering and logo.
2. Large Corten Steel Plate Behind Limestone – ASTM A588' natural finish, 1-3/4" x 8' x 10'
 - a. Panel Finish: Natural.
 - b. Edge and Corner Conditions: Eased to remove all sharp edges and corners

C. Wood Panels:

1. Material: #2 Cypress
2. Color: As denoted on plans and approved shop drawings
3. Edge and Corner Conditions: Eased to remove all sharp edges, splinters and corners
4. Finish: All coatings are to be the highest quality and compatible with the surface to which they are applied. Coatings must be suitable for locale.

D. Posts: Fabricate posts to lengths required for mounting method indicated.

1. Retain subparagraph below if permanent sign installation by direct-burial method is required.
2. Direct-Burial Method: Provide posts 36 inches longer than height of sign to permit direct embedment in concrete foundations.
3. Reverse Sleeve Method: Provide inserts recommended by manufacturer, sized for close fit inside posts. Size inserts for direct embedment in concrete foundations and to attach sign posts securely and prevent sign from overturning when subjected to normal loading conditions prevailing at Project site, but not less than 1/3 of post height plus 36 inches for embedment. Drill posts and inserts for through bolts for fastening them together.
 - a. Provide bolts for fastening posts to inserts.

D. Fasteners: All fasteners to will be type 316 stainless steel.

2.2 MATERIALS

- A. Cypress: #2 grade Select Cypress.
- B. Paints and Coatings for Sheet Materials: Paints and Stains that are recommended by manufacturer for optimum adherence to surface and are UV and water resistant for colors and exposure indicated.

2.3 ACCESSORIES

- A. Fasteners and Anchors: Stainless Steel Type 316.
- B. Structural Steel Members: Stainless Steel Type 316.

2.4 FABRICATION

- A. General: Provide manufacturer's standard post and panel signs of configurations indicated.
 - 1. Mill joints to tight, hairline fit. Form joints exposed to weather to exclude water penetration. In no case shall any edges be so sharp or corners so pointed as to pose a safety hazard.
 - 2. Preassemble signs in the shop to greatest extent possible. Disassemble signs only as necessary for shipping and handling limitations. Clearly mark units for reassembly and installation, in location not exposed to view after final assembly.
 - 3. Conceal fasteners if possible; otherwise, locate fasteners where they will be inconspicuous.
 - 4. All typography and graphics shall be photographically reproduced. No hand cut graphics will be accepted.
 - 5. Architect will provide digital electronic files of text, symbols and art which are to be used by the contractor for fabrication. Any enlargements or reductions are to be approved by the Owner prior to fabrication.

2.5 METAL FINISHES, GENERAL

- A. Comply with NAAMM's "Metal Finishes Manual for Architectural and Metal Products" for recommendations for applying and designating finishes.
- B. Protect mechanical finishes on exposed surfaces from damage by applying a strippable, temporary protective covering before shipping.
- C. Appearance of Finished Work: Variations in appearance of abutting or adjacent pieces are acceptable if they are within one-half of the range of approved Samples. Noticeable variations in the same piece are not acceptable. Variations in appearance of other components are acceptable if they are within the range of approved Samples and are assembled or installed to minimize contrast.

2.6 WOOD FINISHES

- A. Preparation for Finishing: Comply with referenced quality standard for sanding, filling countersunk fasteners, sealing concealed surfaces, and similar preparations for finishing wood signs.
- B. Stain Finish for Exterior Wood Signs: Comply with Section 099300 "Staining and Transparent Finishing."
- C. Opaque Finish for Exterior Wood Signs: Comply with Section 099113 "Exterior Painting."

PART 3 - EXECUTION

3.1 EXAMINATION

- A. Examine substrates, areas, and conditions, with Installer present, for compliance with requirements for installation tolerances and other conditions affecting performance of work.

- B. Proceed with installation only after locations approved by Architect and any unsatisfactory conditions have been corrected.
- C. Any unsatisfactory signs shall be removed or replaced at no cost to Owner.

3.2 INSTALLATION

- A. Excavation: Excavate for sign foundation to elevations and dimensions indicated. Reconstruct subgrade that is not firm, undisturbed, or compacted soil, or that is damaged by freezing temperatures, frost, rain, accumulated water, or construction activities by excavating a further 12 inches, backfilling with satisfactory soil, and compacting to original subgrade elevation.
- B. Set anchor bolts and other embedded items required for installation of signs. Use templates furnished by suppliers of items to be attached.
 - 1. Protect portion of posts above ground from concrete splatter.
- C. Locate signs and accessories in locations approved by Architect, using mounting methods of types described and complying with manufacturer's written instructions.
 - 1. Install signs level, plumb, and at heights indicated, with sign surfaces free of distortion and other defects in appearance.
 - 2. Mechanical Fasteners: Use nonremovable mechanical fasteners placed through predrilled holes. Attach signs with fasteners and anchors suitable for secure attachment to substrate as recommended in writing by sign manufacturer.
- D. Architect to approve final sign locations prior to permanent installation.

3.3 CLEANING AND PROTECTION

- A. After installation, clean soiled sign surfaces according to manufacturer's written instructions. Protect signs from damage until acceptance by Owner.
- B. Remove all shipping and installation debris from site.

END OF SECTION 101426

SECTION 265600 - EXTERIOR LIGHTING

PART 1 - GENERAL

1.1 SUMMARY

- A. This Section includes the following:
 - 1. Exterior luminaires.
 - 2. Transformer.
- B. See Division 26 Section "Interior Lighting" for exterior luminaires normally mounted on exterior surfaces of buildings.

1.2 Custom wood poles are specified on landscape drawings.

- A. Wind speed for calculating wind load for poles 50 feet (15 m) or less in height is 140 mph.

1.3 SUBMITTALS

- A. Product Data: For each luminaire, pole, and support component, arranged in order of lighting unit designation. Include data on features, accessories, and finishes.
- B. Shop Drawings: Include anchor-bolt templates keyed to specific poles and certified by manufacturer.

1.4 QUALITY ASSURANCE

- A. Electrical Components, Devices, and Accessories: Listed and labeled as defined in NFPA 70, Article 100, by a testing agency acceptable to authorities having jurisdiction, and marked for intended use.
- B. Comply with IEEE C2, "National Electrical Safety Code."
- C. Comply with NFPA 70.

PART 2 - PRODUCTS

2.1 MANUFACTURERS

- A. In Exterior Lighting Device Schedule where titles below are column or row headings that introduce lists, the following requirements apply to product selection:
 - 1. Manufacturers: Vista Professional Outdoor Lighting.
 - 2. Basis of Design Product: 3108 Accent Light; LED; 4.5 – 13W; Material: Die Cast Aluminum

2.2 LUMINAIRES, GENERAL REQUIREMENTS

- A. HOUSING: Die-cast, copper-free aluminum
- B. SHROUD: Die-cast, copper-free aluminum fitted to housing with a closed-cell molded silicone gasket providing a superior weather-tight seal. Door is designed to shed water from the lens surface.
- C. FINISH: Durable powder coat finish available in Black, Architectural Bronze, Dark Bronze, Granite, White, Architectural Brick, Light Bronze, Special Bronze, Glossy Gray, Rust, Hunter Green, Weathered Bronze, Weathered Iron, Graphite Metallic, Verde, Pewter, Mocha and Olde Finish. Custom Powder coat finishes available on request.
- D. LENS: Clear, tempered, shock and heat-resistant, soda-lime glass lens.
- E. LAMP TYPE: LED Lamp Only - Cree® MT-G2 High Density Array (HDA) driven at 4.5-watts, 9.5-watts, or 13-watts. Color temperature available in 27 - (2700K), W - Warm (3000K), 35 - (3500K), N - Neutral (4000K), C - Cool (5000K).
- F. ELECTRICAL: Input voltage range 9 - 15V AC.
- G. OPTICS: Available in VNS - Very Narrow Spot, SP - Spot, MF - Medium Flood, or WF - Wide Flood.
- H. MOUNTING: Injection-molded composite adjustable knuckle with 1/2" NPS thread. Fixture may be mounted into threaded hubs in junction boxes, ground stakes (GR), tree mount boxes (TR), or mounting canopies (WR).
- I. FASTENERS: All fasteners are stainless steel.
- J. WIRING: Prewired with a 36" pigtail of 18-2 direct-burial cable and underground connectors for a secure connection to supply cable.

2.3 TRANSFORMER

- A. EXTERIOR CONSTRUCTION: 20 Gauge polished, top-grade domestic, 304 stainless steel.
- B. NEMA ENCLOSURE RATING: 3R
- C. FINISH: Durable powder coat finish available in Black, Architectural Bronze, Dark Bronze, Granite, White, Architectural Brick, Light Bronze, Special Bronze, Glossy Gray, Rust, Hunter Green, Weathered Bronze, Weathered Iron, Graphite Metallic, Verde, Pewter, Mocha and Olde Finish. Custom Powder coat finishes available on request.
- D. TRANSFORMER CHARACTERISTICS: Available Power Ratings: 300, 600, 900, and 1200 Watts
Primary Voltage: 120 Volts (Also available in 208V, 230V or 277V, 50 or 60 cycle - Special order only.)
Secondary Voltage: 12 Volts (with High/Low setting). Fully grounded and isolated with encapsulated core and coil.
- E. TERMINALS: Extras-large terminal strip for multiple low voltage cable connections. A separate 120-volt terminal strip for easy hard-wiring and accessory terminal strip for easy installation of external switching devices also included.

- F. PRIMARY PROTECTION: Auto thermal shut-off
- G. SECONDARY PROTECTION: Resettable high performance magnetic circuit breaker.
- H. WIRING: 6-foot, heavy gauge, grounded, water resistant power cord with integrally molded plug.

PART 3 - EXECUTION

3.1 INSTALLATION OF INDIVIDUAL GROUND-MOUNTING LUMINAIRES

- A. To prevent electrical shock, disconnect transformer from electrical supply before installation or service.
- B. Run wire pigtail from luminaire through the mounting hole in top of ground stake.
- C. Thread luminaire into threaded hole in ground stake.
- D. Place stake in desired position and insert into ground until flange of stake is flush to grade.
- E. Strip the two (2) leads from the luminaire pigtail. Using the two (2) silicone filled safety connectors (provided), connect the leads from the luminaire to the main supply cable leads. NOTE: Luminaires are supplied with 36" of 18-2 cable pigtail for secure connection to the main supply cable. The wire is to be protected by routing in close proximity to the luminaire. The wiring should be buried a maximum depth of 6 inches (15.2 cm) in order to connect to the main supply cable.
- F. Aim luminaire to desired angle. Lock into place by tightening Phillips screw in adjustable knuckle.
- G. Provide power to the luminaire and check for proper operation.

3.2 CORROSION PREVENTION

- A. Aluminum: Do not use in contact with earth or concrete. When in direct contact with a dissimilar metal, protect aluminum by insulating fittings or treatment.
- B. Steel Conduits: Comply with Division 26 Section "Raceways and Boxes." In concrete foundations, wrap conduit with 0.010-inch- (0.254-mm-) thick, pipe-wrapping plastic tape applied with a 50 percent overlap.

END OF SECTION 265600

SECTION 328400 – IRRIGATION SYSTEMS

PART 1 - GENERAL

1.1 RELATED DOCUMENTS

- A. Drawings and general provisions of the Contract, including General and Supplementary Conditions and Division 1 Specification Sections, apply to this Section.

1.2 SUMMARY

- A. This Section includes piping, valves, sprinklers, controls and wiring for automatic control irrigation systems.
- B. Extent of the underground irrigation system is shown in the plans, schedules and notes.
- C. Provide all labor. Materials and equipment required or inferred from the Drawing and Specifications to complete the Work of this Section.
- D. Provide a complete and operable system for the irrigation of all landscapes areas on the project site, unless indicated otherwise. The Drawings and specifications are intended to include all items obviously necessary and requisite for the proper irrigation of the project.
- E. The contractor shall be responsible for adjusting head locations, nozzle type and size, and any other system components so that the irrigation system layout is coordinated with actual field conditions. Such adjustments shall be made at no cost to the Owner except, when authorized in writing, such adjustments which will be compensated for at an agreed upon cost.

1.3 DEFINITIONS

- A. Lateral Piping: Downstream from control valves to sprinklers, specialties, and drain valves. Piping is under pressure during flow.
- B. Drain Piping: Downstream from circuit-piping drain valves. Piping is not under pressure.
- C. Mainline Piping: Downstream from point of connection to water distribution piping to, and including, control valves. Piping is under water-distribution-system pressure.
- D. The following are industry abbreviations for plastic materials:
 - 1. ABS: Acrylonitrile-butadiene-styrene plastic.
 - 2. FRP: Fiberglass-reinforced plastic.
 - 3. PA: Polyamide (nylon) plastic.
 - 4. PE: Polyethylene plastic.
 - 5. PP: Polypropylene plastic.
 - 6. PTFE: Polytetrafluoroethylene plastic.
 - 7. PVC: Polyvinyl chloride plastic.
 - 8. TFE: Tetrafluoroethylene plastic.
 - 9. HDPE: High Density Polyethylene plastic.

1.4 PERFORMANCE REQUIREMENTS

- A. Head to head coverage irrigation system for lawns and exterior plants as shown or indicated on associated plans.
- B. Drawings are diagrammatic and generally indicate the Work to be installed. The Drawings do not indicate all off-set fittings that may be necessary. The Contractor shall furnish such items as may be required to complete the work.
- C. Location of Sprinklers and Specialties: Design location is approximate. Make minor adjustments necessary to avoid plantings and obstructions such as signs and light standards. Maintain 100 percent irrigation coverage of areas indicated.
- D. Minimum Working Pressures: The following are minimum pressure requirements for piping, valves, and specialties unless otherwise indicated:
 - 1. Irrigation Main Piping: 200 psi.
 - 2. Lateral Piping: 200 psi.

1.5 SUBMITTALS

- A. Approval: Obtain approval from Landscape Architect for all submittals prior to the beginning of Work, unless otherwise approved.
- B. Product Data: Individual copies for product data shall be submitted with each product identified within the data by highlighting, circling or other method of identification. Include pressure ratings, rated capacities, and settings of selected models, if applicable, for the following:
 - 1. Contractor Qualifications. As per Section 1.6.A
 - 2. Electrical Control Valves.
 - 3. Quick Coupler Valves.
 - 4. Isolation Valves.
 - 5. Valve boxes.
 - 6. Sprinklers.
 - 7. Controllers and associated communication equipment.
 - 8. Control cables. Include splice kits.
 - 9. Decoders.
 - 10. Grounding equipment.
 - 11. Rain Sensor.
 - 12. PVC fittings.
 - 13. PVC Primer and Cement.
 - 14. Mainline, Lateral and Sleeve piping.
 - 15. Mainline and Lateral pipe fittings.
- C. As-Built Drawings: Any changes in the layout and or arrangements of the proposed irrigation system, or any other differences between the proposed system and actual installed conditions are to be recorded by the Irrigation Contractor in the form of an "As-Built" Drawing. As-Built Drawing to be produced in an electronic format using AutoCAD. Provide the Owner and the Landscape Architect and AutoCAD & PDF file along with five (5) hard copies of the As-Built Drawings before Work under this Contract will be considered for Acceptance. All automatic and manual valves, hose bibs or quick couplers, wire splice, and pressurized mainline locations shall be show with actual field dimensions in feet and inches from tow permanent reference points so they may be located easily in the field. Submittals of approved As-Built Drawing will precede any Application for Final Payment by the Contractor.

- D. Operation and Maintenance Data: For irrigation systems, to include in emergency, operation, and maintenance manuals, including data for the following:
 - 1. Automatic control valves.
 - 2. Isolation valves.
 - 3. Sprinklers.
 - 4. Control systems.
- E. Test Reports: Field test results of the irrigation supply well to include flow rates, and recovery rates.
- F. Shop Drawings: Submit certified shop drawings showing complete information for fabrication and installation of pump station. Shop drawings shall include a complete electrical wiring diagram.

1.6 QUALITY ASSURANCE

- A. Installer Qualifications: Engage a firm or firms specializing in irrigation system installation. Installer shall have successfully completed five projects similar in material, size, scope and complexity to that indicated for this Project that have resulted in construction with a record of successful in-service performance.
- B. Electrical Components, Devices, and Accessories: Listed and labeled as defined in NFPA 70, Article 100, by a qualified testing agency, and marked for intended use.
- C. Codes and Standards: Perform the work in compliance with applicable requirements of governing authorities having jurisdiction. County regulations supersede these specifications. Notify Landscape Architect in writing of all discrepancies immediately.
- D. Approval and Selection of Materials and Work: The selection of all materials and the execution of all operations required under the Drawings and Specifications is subject to the approval of the Owner and Landscape Architect. They have the right to reject any and all materials and any and all work which, in their opinion, does not meet the requirements of the Contract Documents at any state of the operations. Remove rejected Work and or materials from the project site and replace promptly.
- E. Do Not Make Substitutions: If the Contractor desires to make substitutions of materials, sufficient descriptive literature and material samples must be furnished to establish the material as an equal substitute. In addition, the Contractor must state his reasons for desiring substitute materials and any potential cost savings. Submit this request and information to the Landscape Architect.

1.7 DELIVERY, STORAGE, AND HANDLING

- A. Deliver piping with factory-applied end caps. Maintain end caps through shipping, storage, and handling to prevent pipe-end damage and to prevent entrance of dirt, debris, and moisture.
- B. Store plastic piping protected from direct sunlight. Support to prevent sagging and bending.

1.8 PROJECT CONDITIONS

- A. The site irrigation system is comprised of 2 major components irrigation system, and the control system.

- B. The irrigation system is designed to operate under the following conditions. A minimum of 60 psi water pressure at the tap, and at least a 36 gpm available water supply.
- C. Insurance on irrigation materials or equipment stored or installed is the responsibility of the Contractor. Such insurance shall cover fire, theft and vandalism. Should the Contractor elect not to provide for such insurance, he will in no way hold the Owner responsible for any losses incurred by the aforementioned acts. The Contractor is responsible for all costs incurred in replacing damaged or stolen materials or equipment prior to Substantial Completion of the Work.
- D. Obtain all required permits and pay all required fees, at no additional cost to the Owner. Any penalties imposed due to the failure to obtain permits or pay fees are the responsibility of the Contractor.
- E. Provide and maintain all passageways, guard fences, warning lights and other protective devices required by the local authorities.
- F. Existing grades: Existing grades will be within .2 feet of grades shown on the Civil Engineering Drawings at the time of work. Determine conditions of existing grades prior to beginning the Work. When irregular or incomplete grading conditions are encountered, notify the Owner in writing before beginning the Work. Determine location of existing drainage patterns and maintain patterns in completed Work. Perform Work in a manner which will avoid damage to finished grading and drainage patterns. All damage to finished grading and drainage resulting from Work covered in these Contract Documents shall be repaired at the Contractor's expense.
- G. Existing Utilities: Determine location of underground utilities. Perform Work in a manner which will avoid possible damage. Excavate as required. Maintain grade stakes set by other unless removal is mutually agreed upon by parties concerned. All damage to utilities resulting from Work covered in these Contract Documents shall be repaired at the Contractor's expense.
- H. Existing Conditions: Perform irrigation Work in Tree Protection zones and in existing or previously completed landscape areas to avoid damage and disturbance to these areas. Limit work in these areas to only that necessary to perform work specified herein and shown on the Drawings. Return and repair any areas damaged or disturbed while performing the Work to the existing conditions encountered prior to the Work.
- I. Interruption of Existing Water Service: Do not interrupt water service to facilities occupied by Owner or others unless permitted under the following conditions and then only after arranging to provide temporary water service according to requirements indicated:
1. Notify Owner's Representative no fewer than two (2) days in advance of proposed interruption of water service.
 2. Do not proceed with interruption of water service without Owner's Representative's written permission.
- J. Removal of Hardscape: Do not remove hardscape surface unless permitted under the following conditions:
1. Coordinate with Owner's Representative no fewer than two (2) days in advance of proposed hardscape removal.
 2. Hardscape removal must not interrupt normal traffic flow on hardscape area.
 3. Area of removal must be useable prior to close of work day and completely repaired within 2 days of removal.

1.9 COORDINATION

- A. Coordinate installation of irrigation system with Owner's Representative and/or all other trades on site to insure irrigation system or other work on site will not be damaged. Should contractor fail to coordinate and damages occur it will be the contractor's responsibility to repair damages at his own costs.

1.10 EXTRA MATERIALS

- A. Furnish extra materials described below that match products installed and that are packaged with protective covering for storage and identified with labels describing contents:

1. Rotary Sprinkler Units: Equal to two (2) percent of amount installed for each type and size indicated, but no fewer than 10 units.
2. Spray Sprinkler Units: Equal to two (2) percent of amount installed for each type and size indicated, but no fewer than 10 units.
3. Electric Control Valve Units: Equal to five (5) percent of amount installed for each type indicated, but no fewer than ten (5) units of each size and type.
4. Isolation Valves: Equal to five (5) percent of amount installed for each type indicated, but no fewer than two (2) units of each type.

1.11 PRE-INSTALLATION MEETING

- A. Conduct a conference meeting at the Project site. Review methods and procedures related to the site landscape irrigation system including, but not limited to the following:

1. The General Contractor is to contact the Irrigation Consultant and Owner Representative a minimum of 60 days prior to the schedule date of commencement of the irrigation installation.
2. Meet with Owner Representative and Irrigation Consultant to review Contract documents.
3. Verify current drawing release date with contractor's documents.
4. Review submittal procedure including codes, substitutions, product data, qualifications, and As-Built procedures and formats.
5. Review project conditions including tap & meter Size, permits, utility locations and water conditions.
6. Review methods and procedures related to irrigation installation.
7. Review and finalize construction schedule and verify availability of materials, contractor's personnel, equipment, and facilities needed to make progress and avoid delays.
8. Review warranty guidelines.

PART 2 - PRODUCTS

2.1 MANUFACTURERS

- A. In other Part 2 articles where titles below introduce lists, the following requirements apply to product selection:
1. Available Manufacturers: Subject to compliance with requirements, manufacturers offering products that may be incorporated into the Work include, but are not limited to, manufacturers specified.

2. Manufacturers: Subject to compliance with requirements, provide and warrantee products by one of the manufacturers specified.

2.2 PIPES, TUBES, AND FITTINGS

- A. Steel Pipe: ASTM A 53/A 53M, Schedule 40, Type S or E, Grade A or B, galvanized with threaded ends.
 1. Steel Pipe Nipples: ASTM A 733, made of ASTM A 53/A 53M or ASTM A 106/A 106M, Standard Weight, seamless-steel pipe with threaded ends.
 2. Malleable-Iron Unions: ASME B16.39, Class 150, hexagonal-stock body with ball-and-socket, metal-to-metal, bronze seating surface, and female threaded ends.
 3. Gray-Iron Threaded Fittings: ASME B16.4, Class 125, galvanized, standard pattern.
 4. Cast-Iron Flanges: ASME B16.1, Class 125.
 5. Cast-Iron Flanged Fittings: ASME B16.1, Class 125, galvanized.
- B. Soft Copper Tube: ASTM B 88, Type L, water tube, annealed temper.
 1. Copper Pressure Fittings: ASME B16.18, cast-copper-alloy or ASME B16.22, wrought-copper solder-joint fittings. Furnish wrought-copper fittings if indicated.
 2. Bronze Flanges: ASME B16.24, Class 150, with solder-joint end.
 3. Copper Unions: MSS SP-123, cast-copper-alloy, hexagonal-stock body, with ball-and-socket, metal-to-metal seating surfaces and solder-joint or threaded ends.
- C. Hard Copper Tube: ASTM B 88, Type L, water tube, drawn temper.
 1. Copper Pressure Fittings: ASME B16.18, cast-copper-alloy or ASME B16.22, wrought-copper, solder-joint fittings. Furnish wrought-copper fittings if indicated.
 2. Bronze Flanges: ASME B16.24, Class 150, with solder-joint end.
 3. Copper Unions: MSS SP-123, cast-copper-alloy, hexagonal-stock body, with ball-and-socket, metal-to-metal seating surfaces and solder-joint or threaded ends.
- D. PVC Pipe: ASTM D 1785, PVC 1120 compound, Class 200.
 1. PVC Socket Fittings, Schedule 40: ASTM D 2466, 3" and smaller
 2. PVC Threaded Fittings: ASTM D 2464.

2.3 GENERAL DUTY VALVES

- A. AWWA, Cast-Iron Gate Valves: AWWA C509, resilient-wedge nonrising-stem, gray- or ductile-iron body and bonnet gate valve, epoxy coated; with steel stem and 2" operating nut.
 1. Minimum: Working Pressure: 200 psig.
 2. End Connections: Mechanical join flanged or ring-tite.
 3. Interior Coating: Complying with AWWA C550.
 4. Manufacturers:
 - a. Matco.
 - b. Leemco.
 - c. Approved Equal.

- B. Isolation Valve Boxes: Ten inch circular valve box with 6" SDR 21 PVC pipe riser from top of valve to center line of valve box. Pipe to be centered on operating nut to allow easy access.
 - 1. Operating Wrenches: Furnish total of two (2) steel, tee-handle operating wrenches with one pointed end, stem of length to operate deepest buried valve, and socket matching valve operating nut.
- C. Bronze Gate Valves: MSS SP-80, Class 125, Type 1, non-rising stem, bronze body with solid wedge, threaded ends, and malleable-iron hand wheel.
 - 1. Manufacturers:
 - a. NIBCO, Inc.
 - b. Approved Equal.

2.4 SPECIALTY VALVES

- A. Quick-Couplers: Factory-fabricated, bronze or brass, two-piece assembly. Include coupler water-seal valve; removable upper body with spring-loaded or weighted, rubber-covered cap; hose swivel with ASME B1.20.7, 3/4-11.5NH threads for garden hose on outlet; and operating key.
 - 1. Locking-Top Option: Vandal-resistant, locking feature. Include four matching keys with hose swivel for each key.
 - 2. Manufacturers:
 - a. Hunter Industries.
 - b. Or Approved Equal

2.5 CONTROL VALVE BOXES

- A. Plastic Control-Valve Boxes: Box and cover, with open bottom and openings for piping; designed for installing flush with grade. Size for all valves to be standard 14" rectangular.
 - 1. Shape: Rectangular.
 - 2. Sidewall Material: ABS or HDPE.
 - 3. Cover Material: ABS or HDPE.
 - a. Lettering: IRRIGATION.
 - b. Green in color.
 - c. Lockable with hex key mechanism or similar.
 - 4. Manufacturers:
 - a. Rain Bird.
 - b. Or Approved Equal.

2.6 SPRINKLERS

- A. Description: Plastic housing and corrosion-resistant interior parts designed for uniform coverage over entire spray area indicated, at available water pressure.

1. Manufacturers: :
 - a. Hunter Industries rotor and nozzles
 - b. Rain Bird Spray and nozzles.
 - c. Or Approved Equal.
2. Pop-up Spray Sprinklers: Fixed or adjustable pattern with screw-type flow adjustment, stainless-steel retraction spring, drain check valve, pressure regulation, co-molded riser seal that seals cap to body and pop-up heights of 4", 12".
3. Pop-up Rotary Sprinklers: Fixed or adjustable pattern with screw-type flow adjustment, stainless-steel retraction spring, drain check valve, pressure regulation, co-molded riser seal that seals cap to body and pop-up heights of 4", 12".
4. Pop-up, Rotor Sprinklers: Gear drive, full-circle and adjustable part-circle types with screw-type flow adjustment, stainless-steel retraction spring, stainless steel riser, drain check valve, flow stop valve, minimum of 8 nozzles available, integral rubber cover, adjustable from the top of the sprinkler and pop-up height of 4".

2.7 ELECTRIC CONTROL VALVES

- A. Description: Electrically controlled hydraulically actuated control valves.

1. Manufacturers:
 - a. Rain Bird.
 - b. Or Approved Equal.

2.8 AUTOMATIC CONTROL SYSTEM

- A. Manufacturers:
1. Rain Bird.
 2. Or Approved Equal.
- B. Exterior Control Enclosures: NEMA 250, Type 4, weatherproof, with locking cover and two matching keys; include provision for grounding.
1. Material: Enameled-steel or stainless steel.
 2. Mounting: Surface type for wall mounting, concrete mounting base for pedestal.
- C. Control Transformer/Decoder Output: 24VAC 4A secondary, with overload protection and or primary fuse.
1. Decoder Line Output: 32 VAC RMS over 2-wire path
 2. Solenoid Capacity: 2 standard 24VAC solenoids per output, maximum output of 14 simultaneously.
- D. Controller Stations for Automatic Control Valves: Each station is variable from approximately 1 minute to 23.9 hours. Include switch for manual or automatic operation of each station.
- E. Timing Device: Adjustable, 24-hour, 365 day clock, with automatic operations to skip operation any day in timer period, to operate every other day, odd-even days, interval days, to operate 8 or more times daily.

1. Manual or Semi-automatic Operation: Allows this mode without disturbing preset automatic operation.
2. Minimum 30 day internal power storage: Automatically powers timing device during power outages.
3. Eight (8) start times.
4. Simultaneous program operation.
5. Test program.
6. One button manual start.
7. Seasonal adjust 25% to 200%.
8. Internal self-diagnostics of controller, bicoders and solenoids.
9. Four (4) independent programs.
10. Surge Protection: Metal-oxide-varistor type on each station and primary power.
11. Rain Sensor compatible with over-ride capabilities.
12. Remote control capabilities.
13. Four (4) Flow Meter input.
14. Flow monitoring by station.

F. Wiring:

1. Manufacturers:
 - a. Paige Electric.
 - b. Or Approved Equal
2. Feeder-Circuit Cables: No. 14 AWG minimum, between building and controllers.
3. Decoder Output Cable: No. 14 Paige #P7072D "Maxi Cable".
4. Splicing Materials: 3M DBR-Y6 as required by manufacturer.

PART 3 - EXECUTION

3.1 GENERAL

- A. Observation of Work in Progress: During the installation the Landscape Architect/Irrigation Consultant will make regular site visits and reject any work and materials which do not meet the requirements called for in the Contract Documents.
- B. Inspect project site prior to start of Work to determine that all site conditions are acceptable for Work to begin. Inform Landscape Architect/Irrigation Consultant of unsuitable conditions. Do not proceed with installation of the irrigation system until unsatisfactory conditions have been corrected in a manner acceptable to the Installer.
- C. Locate all existing underground utilities prior to trenching and/or boring operations and protect them against damage during the Work. Obtain utility location from Owner and/or General Contractor and utilize utility locating services when necessary.

3.2 EXAMINATION

- A. Investigate and determine available water supply, water pressure and flow characteristics.

- B. When unanticipated utilities that conflict with the intended function or design are encountered, investigate and measure the nature and extent of the conflict. Promptly submit a written report to the Owner for action.

3.3 EARTHWORK

- A. Install warning tape directly above pressure piping, 12 inches below finished grades, except 6 inches below subgrade under pavement and slabs.
- B. Install piping and wiring in sleeves under sidewalks, roadways, parking lots, and railroads.
 - 1. Install piping sleeves prior to hardscape sub-base being installed if possible.
 - 2. Sleeving installed in open trench to be completely backfilled crushed limestone, approved by owners representative and compacted to insure no future settling.
 - 3. Pipe sleeves are to be a minimum of two times the diameter of the pipe in the sleeve.
- C. Provide minimum cover over top of underground piping according to the following:
 - 1. Irrigation Main Piping: Minimum depth of 24 inches from top of pipe to finished grade.
 - 2. Circuit Piping: 18 inches from top of pipe to finished grade within sports fields and 12' within general landscape areas, piping to be a minimum of 3 inches laterally/vertically from mainline at all times.
 - 3. Drain Piping: 12 inches.
 - 4. Sleeves: 22 inches from top of pipe for mainlines and 16 inches from top of pipe for laterals.

3.4 EXCAVATION PREPARATION

- A. Set stakes to identify locations of proposed irrigation system. Obtain Owner's Representative's approval before excavation.
- B. Excavate area for pipe installation 4" wider than diameter of pipe.
 - 1. Level trench base to insure consistent contact of pipe to trench bottom.
 - 2. Remove all rocks and other sharp objects.
 - 3. Place pipe in trench snaking from side to side if possible.
 - 4. Backfill to the top of pipe compacting the sides.
 - 5. Backfill in 8" lifts compacting to 90% between lifts until complete.
 - 6. All trenches greater than 4" in width to be restored to grade, $\pm \frac{1}{4}$ ", with sod as approved by Owner's Representative.
 - 7. All trenches 4" or small in width to be restored to grade, $\pm \frac{1}{4}$ " with a minimum of 3" of topsoil as approved by Owner's Representative.
 - 8. Whenever possible trenching should be outside of a tree dripline. If trenching is done within the dripline it should be at least 10' from existing tree, if 10' is not possible the trenching must be done by hand and all tree roots greater than 1" to be left in place. All tree roots 1" or less may be removed by saw cutting root on either side of the excavation and root removal.

3.5 PIPING APPLICATIONS

- A. Install components having pressure rating as shown on the plan.

- B. Piping above ground may be joined with flanges instead of joints indicated.
- C. Aboveground Irrigation Main Piping: Use the following piping materials for each size range:
1. NPS 3 and Larger: Steel pipe; malleable-, gray-, or cast-iron fittings; and threaded joints.
 2. NPS 25 and Smaller: Hard copper tube, wrought- or cast-copper fittings, and soldered joints.
- D. Underground Irrigation Main Piping: Use the following piping materials for each size range:
1. NPS 3 and Smaller: Class 200, PVC, pressure-rated pipe; Schedule 40, PVC socket fittings; and solvent-cemented joints.
 2. NPS 4 and larger: Class 200 PVC, pressure rated pipe with gasket joint ends, Ductile Iron gasket joint fittings with manufacturer's recommended joint restraint.
- E. Circuit Piping: Use the following piping materials for each size range:
1. NPS 4 and Smaller: Class 200, PVC, pressure-rated pipe; Schedule 40, PVC socket fittings; and solvent-cemented joints.
- F. Underground Branches and Offsets at Sprinklers and Devices:
1. Option: Plastic piping manufactured for this application may be used on sprinkler inlets of 1/2" or smaller instead of pipe and fittings specified, "swing pipe and spiral barbed elbows). If this is to be used the offset must be more than 12" and less than 18" as per detail.
- G. Risers to Aboveground Sprinklers and Specialties: Type L hard copper tube, wrought-copper fittings, and soldered joints.
- H. Sleeves: SCH 40 PVC pipe and socket fittings; and solvent-cemented joints.
- I. Transition Fittings: Use transition fittings for plastic-to-metal pipe connections according to the following:
1. Couplings:
 - a. Underground Piping NPS 2-1/2 and Smaller: Manufactured fitting or coupling.
 - b. Underground Piping NPS 3 and Larger: PVC Flange with stainless steel bolts and rubber gasket.
 2. Fittings:
 - a. Aboveground Piping: Plastic-to-metal transition fittings.
 - b. Underground Piping: Union with plastic end of same material as plastic piping.
- J. Dielectric Fittings: Use dielectric fittings for dissimilar-metal pipe connections according to the following:
1. Underground Piping:
 - a. NPS 2 and Smaller: Dielectric coupling or dielectric nipple.
 - b. NPS 2-1/2 and Larger: Prohibited except in control-valve box.
 2. Aboveground Piping:

- a. NPS 2 and Smaller: Dielectric couplings or dielectric nipples.
 - b. NPS 2-1/2 to NPS 4: Dielectric flange.
3. Piping in Valve Boxes or Vaults:
- a. NPS 2 and Smaller: Dielectric union.
 - b. NPS 2-1/2 to NPS 4: Dielectric flange.

3.6 VALVE APPLICATIONS

A. Aboveground, Shutoff-Duty Valves:

1. NPS 2-1/2 and Smaller: Bronze gate valve.
2. NPS 3 and Larger: Cast-iron, non-rising stem gate valve.

B. Isolation Valves:

1. NPS 2-1/2 and Smaller: Bronze non-rising stem gate valve.
2. NPS 3 and Larger: Cast-iron, non-rising stem gate valve with 2" operating nut.

3.7 PIPING INSTALLATION

- A. Location and Arrangement: Drawings indicate location and arrangement of piping systems. Install piping as indicated unless deviations are approved on Coordination Drawings.
- B. Install piping free of sags and bends.
- C. Install groups of pipes parallel to each other with a space between minimum of 4", spaced to permit single valve removal and or servicing.
- D. Install fittings for changes in direction and branch connections.
- E. Install dielectric fittings to connect piping of dissimilar metals.
- F. Install underground thermoplastic piping according to ASTM D 2774 and ASTM F 690.
- G. Lay piping on solid sub-base, uniformly sloped without humps or depressions.
- H. Install PVC piping in dry weather when temperature is above 32 deg F. Allow joints to cure at least 24 hours at temperatures above 32 deg F before testing unless otherwise recommended by manufacturer.
- I. Install water regulators with shutoff valve and strainer on inlet and pressure gage on outlet. Flush the line prior to installation to remove debris. Install the valve so that the flow arrow marked on the valve body tag corresponds to the flow through the line. Install shutoff valve on outlet.

3.8 VALVE INSTALLATION

- A. Electrical Control Valves: Install in valve box with top flush with and perpendicular to grade.
 1. All electrical control valve boxes to be 14" rectangular valve box.

2. From bottom of valve to a depth of 6" install washed stone or gravel sized between $\frac{3}{4}$ " and 1" in diameter to create sump and stabilize valve box.
3. Install valve box extensions as necessary to bring lid level with finished landscape grade.
4. Control Valves to be installed with center line of valve 12" below finished grade.

B. Underground, Manual Control Valves: Install with 6" SDR 21 PVC riser from top of pipe to center line of valve box finishing with 10" round valve box level with finished landscape grade.

1. Install valves and PVC pipe with restrained, gasketed joints as necessary at the same depth as the mainline pipe.

3.9 SPRINKLER INSTALLATION

- A. Flush circuit piping with full head of water prior to installing sprinklers.
- B. Install sprinklers at manufacturer's recommended heights perpendicular to grade.
- C. Locate part-circle sprinklers to maintain a minimum distance of 4 inches from walls and 2 inches from other boundaries unless otherwise indicated.
- D. Adjust all sprinklers to irrigated plant material indicated for the station.

3.10 AUTOMATIC CONTROL SYSTEM INSTALLATION

- A. Obtain approval of controller location from owner's representative prior to installation. Install pedestal mount controllers level. Install pedestal controller on concrete pad with all necessary conduit installed through the pad to accommodate all wire to controller. All irrigation control wire between controller and 12" below finished grade to be in PVC electrical conduit.
- B. Install control wire conduit in same trench as mainline piping and at least 4 inches to the side of the piping. Provide conductors of size not smaller than recommended by controller manufacturer. Install wire in separate sleeve under paved areas if irrigation piping is installed in sleeve. All wire splices to be located in minimum 10" round valve box.

3.11 CONNECTIONS

- A. Drawings indicate general arrangement of piping, fittings, and specialties.
- B. Ground equipment according to ASIC Grounding Guidelines www.aisc.org. Resistance readings to ground to be as recommended by the manufacturer. If there are no manufacturer's requirements then the controller should have a resistance of 10 ohms or less.
- C. Tighten electrical connectors and terminals according to manufacturer's published torque-tightening values. If manufacturer's torque values are not indicated, use those specified in UL 486A and UL 486B.

3.12 FIELD QUALITY CONTROL

- A. Perform the following field tests and inspections and prepare test reports:

1. Leak Test: After installation, charge system and test for leaks. Repair leaks and retest until no leaks exist.
2. Operational Test: After electrical circuitry has been energized, operate controllers and automatic control valves to confirm proper system operation.
3. Test and adjust controls and safeties. Replace damaged and malfunctioning controls and equipment.
4. Remove and replace units and retest and re-inspect as specified above.

3.13 STARTUP SERVICE

- A. Engage a factory-authorized service representative to perform startup service of control system.
- B. Verify that controllers are installed and connected according to the Contract Documents.
- C. Verify that electrical wiring installation complies with manufacturer's submittal and installation requirements in Division 16 Sections.
- D. Complete startup checks according to manufacturer's written instructions.

3.14 ADJUSTING

- A. Program controller(s) to insure adequate moisture is available for the root zone of the plant. Insure there is no run-off, over watering or deep percolation. Insure controller operates within irrigation window as defined by Owner's Representative or local governing authorities. See additional controller programming notes on plans provided.
- B. Adjust automatic control valves to provide flow rate at rated operating pressure required for each sprinkler circuit. Use pressure regulation for each control valve if pressure is higher than recommended for the sprinklers in the circuit.
- C. Adjust sprinklers so they will be 1/8 inch above finish grade in sodded lawns and 1/2 inch above grade in seeded lawns. In shrub beds adjust sprinklers to insure top of sprinkler is at finished mulch levels.
- D. Adjust sprinklers arc and radius to insure no water is sprayed outside of the irrigated area.

3.15 CLEANING

- A. Flush dirt and debris from piping before installing sprinklers and other devices.

3.16 DEMONSTRATION

- A. It is contractors' responsibility to train Owner's maintenance personnel to adjust, operate, and maintain sprinklers, isolation valves, controllers and automatic control valves.

3.17 OBSERVATION AND ACCEPTANCE

- A. Periodic site visits will be made by the Landscape Architect/Irrigation Consultant to review the quality and progress of the work. Work found to be unacceptable must be corrected within five (5) calendar days. Remove rejected materials promptly from the project.
- B. Upon completion of the Work, the Contractor shall notify the Landscape Architect and Owner at least ten (10) days prior to requested date of the site visit for Substantial Completion of all portions of the Work. Landscape Architect/Irrigation Consultant will issue a punch list for all work to be corrected. All work on the punch list must be complete within five (5) working days from the date of the site visit. Where Irrigation Work does not comply with the requirements, replace rejected Work. If such replacements are not completed within the time specified, the Irrigation Contractor may be considered to be in default of the Contract, and the Owner may use the Contract Retainage to hire other Contractors to finish the work.
- C. It will be the responsibility of the Irrigation Contractor to provide reliable communication system (remote control or two way radios) for Substantial Completion and all periodic site visits.
- D. If a site visit to verify Substantial Completion has been scheduled and the Landscape Architect/Irrigation Consultant arrives at the site and determines that the irrigation system is not substantially complete (all system components in place, operational and checked) the Contractor will be responsible for all expenses included but are not limited to the following: mileage, airfare, consultant's time, parking fees, meals, car rental, etc. All incurred expenses will be deducted from the final contract amount.

END OF SECTION 328400

SECTION 329200 - TURF AND GRASSES

PART 1 - GENERAL

1.1 RELATED DOCUMENTS

- A. Drawings and general provisions of the Contract, including General and Supplementary Conditions and Division 01 Specification Sections, apply to this Section.

1.2 SUMMARY

- A. Section Includes:

1. Sodding.
2. Turf renovation.
3. Erosion-control material(s).

- B. Related Sections:

1. Section 328400 "Planting Irrigation" for turf irrigation.
2. Section 329300 "Plants" for border edgings.

1.3 DEFINITIONS

- A. Duff Layer: The surface layer of native topsoil that is composed of mostly decayed leaves, twigs, and detritus.
- B. Finish Grade: Elevation of finished surface of planting soil.
- C. Manufactured Topsoil: Soil produced off-site by homogeneously blending mineral soils or sand with stabilized organic soil amendments to produce topsoil or planting soil.
- D. Pesticide: A substance or mixture intended for preventing, destroying, repelling, or mitigating a pest. This includes insecticides, miticides, herbicides, fungicides, rodenticides, and molluscicides. It also includes substances or mixtures intended for use as a plant regulator, defoliant, or desiccant.
- E. Pests: Living organisms that occur where they are not desired or that cause damage to plants, animals, or people. These include insects, mites, grubs, mollusks (snails and slugs), rodents (gophers, moles, and mice), unwanted plants (weeds), fungi, bacteria, and viruses.
- F. Planting Soil: Standardized topsoil; existing, native surface topsoil; existing, in-place surface soil; imported topsoil; or manufactured topsoil that is modified with soil amendments and perhaps fertilizers to produce a soil mixture best for plant growth.
- G. Subgrade: Surface or elevation of subsoil remaining after excavation is complete, or top surface of a fill or backfill before planting soil is placed.

- H. Subsoil: All soil beneath the topsoil layer of the soil profile, and typified by the lack of organic matter and soil organisms.
- I. Surface Soil: Soil that is present at the top layer of the existing soil profile at the Project site. In undisturbed areas, the surface soil is typically topsoil, but in disturbed areas such as urban environments, the surface soil can be subsoil.

1.4 ACTION SUBMITTALS

- A. Product Data: For each type of product indicated.
 - 1. Pesticides and Herbicides: Include product label and manufacturer's application instructions specific to this Project.

1.5 INFORMATIONAL SUBMITTALS

- A. Certification of Grass Seed: From seed vendor for each grass-seed monostand or mixture stating the botanical and common name, percentage by weight of each species and variety, and percentage of purity, germination, and weed seed. Include the year of production and date of packaging.
 - 1. Certification of each seed mixture for turfgrass sod. Include identification of source and name and telephone number of supplier.
- B. Qualification Data: For qualified landscape Installer.
- C. Product Certificates: For soil amendments and fertilizers, from manufacturer.
- D. Material Test Reports: For standardized ASTM D 5268 topsoil, existing native surface topsoil, existing in-place surface soil and imported or manufactured topsoil.
- E. Maintenance Instructions: Recommended procedures to be established by Owner for maintenance of turf during a calendar year. Submit before expiration of required initial maintenance periods.

1.6 QUALITY ASSURANCE

- A. Installer Qualifications: A qualified landscape Installer whose work has resulted in successful turf establishment.
 - 1. Professional Membership: Installer shall be a FNGLA Certified Landscape Contractor or have a degree in a related field plus three years of FDOT Roadway Landscape construction or 3 years of Leon County roadway / park landscape construction experience.
 - 2. Experience: Three years' experience in FDOT roadway landscape construction, Leon County roadway or park landscape construction.
 - 3. Installer's Field Supervision: Require Installer to maintain an experienced full-time supervisor on Project site when work is in progress.
 - 4. Personnel Certifications: Installer's field supervisor shall have certification in one of the following categories:

- a. Certified Landscape Technician - Exterior, with installation specialty area, designated CLT-Exterior.
 - b. FNGLA Certified Landscape Contractor.
 - c. Certified Ornamental Landscape Professional, designated COLP.
5. Maintenance Proximity: Not more than two hours' normal travel time from Installer's place of business to Project site.
6. Pesticide Applicator: State licensed, commercial.
- B. Soil-Testing Laboratory Qualifications: An independent laboratory or university laboratory, recognized by the State Department of Agriculture, with the experience and capability to conduct the testing indicated and that specializes in types of tests to be performed.
- C. Soil Analysis: For each unamended soil type, furnish soil analysis and a written report by a qualified soil-testing laboratory stating percentages of organic matter; gradation of sand, silt, and clay content; cation exchange capacity; sodium absorption ratio; deleterious material; pH; and mineral and plant-nutrient content of the soil.
1. Testing methods and written recommendations shall comply with USDA's Handbook No. 60.
 2. The soil-testing laboratory shall oversee soil sampling, with depth, location, and number of samples to be taken per instructions from Architect. A minimum of three representative samples shall be taken from varied locations for each soil to be used or amended for planting purposes.
 3. Report suitability of tested soil for turf growth.
 - a. Based on the test results, state recommendations for soil treatments and soil amendments to be incorporated. State recommendations in weight per 1000 sq. ft. or volume per cu. yd. for nitrogen, phosphorus, and potash nutrients and soil amendments to be added to produce satisfactory planting soil suitable for healthy, viable plants.
 - b. Report presence of problem salts, minerals, or heavy metals, including aluminum, arsenic, barium, cadmium, chromium, cobalt, lead, lithium, and vanadium. If such problem materials are present, provide additional recommendations for corrective action.
- D. Preinstallation Conference: Conduct conference at Project site.
- 1.7 DELIVERY, STORAGE, AND HANDLING
- A. Seed and Other Packaged Materials: Deliver packaged materials in original, unopened containers showing weight, certified analysis, name and address of manufacturer, and indication of conformance with state and federal laws, as applicable.
 - B. Sod: Harvest, deliver, store, and handle sod according to requirements in "Specifications for Turfgrass Sod Materials" and "Specifications for Turfgrass Sod Transplanting and Installation" in TPI's "Guideline Specifications to Turfgrass Sodding." Deliver sod in time for planting within 24 hours of harvesting. Protect sod from breakage and drying.
 - C. Bulk Materials:

1. Do not dump or store bulk materials near structures, utilities, walkways and pavements, or on existing turf areas or plants.
2. Provide erosion-control measures to prevent erosion or displacement of bulk materials, discharge of soil-bearing water runoff, and airborne dust reaching adjacent properties, water conveyance systems, or walkways.
3. Accompany each delivery of bulk fertilizers, lime, and soil amendments with appropriate certificates.

1.8 PROJECT CONDITIONS

- A. Planting Restrictions: Plant during one of the following periods. Coordinate planting periods with initial maintenance periods to provide required maintenance from date of Substantial Completion.
 1. Spring Planting: At appropriate times as approved by Owner.
 2. Winter / Fall Planting: At appropriate times as approved by Owner.
- B. Weather Limitations: Proceed with planting only when existing and forecasted weather conditions permit planting to be performed when beneficial and optimum results may be obtained. Apply products during favorable weather conditions according to manufacturer's written instructions.

1.9 MAINTENANCE SERVICE

- A. Initial Turf Maintenance Service: Provide full maintenance by skilled employees of landscape Installer. Maintain as required in Part 3. Begin maintenance immediately after each area is planted and continue until acceptable turf is established but for not less than the following periods:
 1. Seeded Turf: 12 months from date of Substantial Completion.
 - a. When initial maintenance period has not elapsed before end of planting season, or if turf is not fully established, continue maintenance during next planting season.
 2. Sodded Turf: 12 months from date of Substantial Completion.

PART 2 - PRODUCTS

2.1 TURFGRASS SOD

- A. Turfgrass Sod: Certified, complying with "Specifications for Turfgrass Sod Materials" in TPI's "Guideline Specifications to Turfgrass Sodding." Furnish viable sod of uniform density, color, and texture, strongly rooted, and capable of vigorous growth and development when planted.
- B. Turfgrass Species: Centipede Sod (*Erenochloa ophiuroides*), Empire Zoysia (*Zoysia Japonica 'Empire'*)

2.2 INORGANIC SOIL AMENDMENTS

- A. Lime: ASTM C 602, agricultural liming material containing a minimum of 80 percent calcium carbonate equivalent and as follows:
 - 1. Class: T, with a minimum of 99 percent passing through No. 8 sieve and a minimum of 75 percent passing through No. 60 sieve.
 - 2. Class: O, with a minimum of 95 percent passing through No. 8 sieve and a minimum of 55 percent passing through No. 60 sieve.
 - 3. Provide lime in form of ground dolomitic limestone.
- B. Sulfur: Granular, biodegradable, containing a minimum of 90 percent sulfur, and with a minimum of 99 percent passing through No. 6 sieve and a maximum of 10 percent passing through No. 40 sieve.
- C. Iron Sulfate: Granulated ferrous sulfate containing a minimum of 20 percent iron and 10 percent sulfur.
- D. Aluminum Sulfate: Commercial grade, unadulterated.
- E. Perlite: Horticultural perlite, soil amendment grade.
- F. Agricultural Gypsum: Minimum 90 percent calcium sulfate, finely ground with 90 percent passing through No. 50 sieve.
- G. Sand: Clean, washed, natural or manufactured, and free of toxic materials.
- H. Diatomaceous Earth: Calcined, 90 percent silica, with approximately 140 percent water absorption capacity by weight.
- I. Zeolites: Mineral clinoptilolite with at least 60 percent water absorption by weight.

2.3 ORGANIC SOIL AMENDMENTS

- A. Compost: Well-composted, stable, and weed-free organic matter, pH range of 5.5 to 8; moisture content 35 to 55 percent by weight; 100 percent passing through 3/4-inch sieve; soluble salt content of 5 to 10 decisiemens/m; not exceeding 0.5 percent inert contaminants and free of substances toxic to plantings; and as follows:
 - 1. Organic Matter Content: 50 to 60 percent of dry weight.
 - 2. Feedstock: Agricultural, food, or industrial residuals; biosolids; yard trimmings; or source-separated or compostable mixed solid waste.
- B. Sphagnum Peat: Partially decomposed sphagnum peat moss, finely divided or of granular texture, with a pH range of 3.4 to 4.8.
- C. Muck Peat: Partially decomposed moss peat, native peat, or reed-sedge peat, finely divided or of granular texture, with a pH range of 6 to 7.5, and having a water-absorbing capacity of 1100 to 2000 percent.

- D. Wood Derivatives: Decomposed, nitrogen-treated sawdust, ground bark, or wood waste; of uniform texture and free of chips, stones, sticks, soil, or toxic materials.
 - 1. In lieu of decomposed wood derivatives, mix partially decomposed wood derivatives with ammonium nitrate at a minimum rate of 0.15 lb/cu. ft. of loose sawdust or ground bark, or with ammonium sulfate at a minimum rate of 0.25 lb/cu. ft. of loose sawdust or ground bark.
- E. Manure: Well-rotted, unleached, stable or cattle manure containing not more than 25 percent by volume of straw, sawdust, or other bedding materials; free of toxic substances, stones, sticks, soil, weed seed, and material harmful to plant growth.

2.4 FERTILIZERS

- A. Bonemeal: Commercial, raw or steamed, finely ground; a minimum of 4 percent nitrogen and 20 percent phosphoric acid.
- B. Superphosphate: Commercial, phosphate mixture, soluble; a minimum of 20 percent available phosphoric acid.
- C. Slow-Release Fertilizer: Granular or pelleted fertilizer consisting of 50 percent water-insoluble nitrogen, phosphorus, and potassium in the following composition:
 - 1. Composition: Nitrogen, phosphorous, and potassium in amounts recommended in soil reports from a qualified soil-testing laboratory.

2.5 PLANTING SOILS

- A. Planting Soil (Option 1): ASTM D 5268 topsoil, with pH range of 5.5 to 7, a minimum of 4 percent organic material content; free of stones 1 inch or larger in any dimension and other extraneous materials harmful to plant growth. Mix ASTM D 5268 topsoil with the soil amendments and fertilizers in quantities recommended in the soils testing report to produce planting soil.
- B. Planting Soil (Option 2): Existing, native surface topsoil formed under natural conditions with the duff layer retained during excavation process and stockpiled on-site. Verify suitability of native surface topsoil to produce viable planting soil. Clean soil of roots, plants, sod, stones, clay lumps, and other extraneous materials harmful to plant growth. Contractor is responsible for the stock piled material and shall verify that the material is free of weed, weed seed, and other materials harmful to plant growth and plant maintenance.
 - 1. Supplement with another specified planting soil when quantities are insufficient.
 - 2. Mix existing, native surface topsoil with the soil amendments and fertilizers based on the recommendations provided in soils testing report to produce planting soil.
- C. Planting Soil (Option 3): Imported topsoil or manufactured topsoil from off-site sources. Obtain topsoil displaced from naturally well-drained construction or mining sites where topsoil occurs at least 4 inches deep; do not obtain from agricultural land, bogs, or marshes.
 - 1. Additional Properties of Imported Topsoil or Manufactured Topsoil: Screened and free of stones 1 inch or larger in any dimension; free of roots, plants, sod, clods, clay lumps, pockets of coarse sand, paint, paint washout, concrete slurry, concrete layers or chunks, cement, plaster, building debris, oils, gasoline, diesel fuel, paint thinner, turpentine, tar, roofing compound, acid, and other extraneous materials harmful to plant growth; free of

obnoxious weeds and invasive plants including quackgrass, Johnsongrass, poison ivy, nutsedge, nimblewill, Canada thistle, bindweed, bentgrass, wild garlic, ground ivy, perennial sorrel, and brome grass; not infested with nematodes; grubs; or other pests, pest eggs, or other undesirable organisms and disease-causing plant pathogens; friable and with sufficient structure to give good tilth and aeration. Continuous, air-filled pore space content on a volume/volume basis shall be at least 15 percent when moisture is present at field capacity. Soil shall have a field capacity of at least 15 percent on a dry weight basis.

2. Mix imported topsoil or manufactured topsoil with the soil amendments and fertilizers in quantities recommended in the soils testing report to produce planting soil.

2.6 MULCHES

- A. Straw Mulch: Provide air-dry, clean, mildew- and seed-free, salt hay or threshed straw of wheat, rye, oats, or barley.
- B. Sphagnum Peat Mulch: Partially decomposed sphagnum peat moss, finely divided or of granular texture, and with a pH range of 3.4 to 4.8.
- C. Muck Peat Mulch: Partially decomposed moss peat, native peat, or reed-sedge peat, finely divided or of granular texture, with a pH range of 6 to 7.5, and having a water-absorbing capacity of 1100 to 2000 percent.
- D. Compost Mulch: Well-composted, stable, and weed-free organic matter, pH range of 5.5 to 8; moisture content 35 to 55 percent by weight; 100 percent passing through 1-inch sieve; soluble salt content of 2 to 5 decisiemens/m; not exceeding 0.5 percent inert contaminants and free of substances toxic to plantings; and as follows:
 1. Organic Matter Content: 50 to 60 percent of dry weight.
 2. Feedstock: Agricultural, food, or industrial residuals; biosolids; yard trimmings; or source-separated or compostable mixed solid waste.
- E. Fiber Mulch: Biodegradable, dyed-wood, cellulose-fiber mulch; nontoxic and free of plant-growth or germination inhibitors; with a maximum moisture content of 15 percent and a pH range of 4.5 to 6.5.
- F. Nonasphaltic Tackifier: Colloidal tackifier recommended by fiber-mulch manufacturer for slurry application; nontoxic and free of plant-growth or germination inhibitors.
- G. Asphalt Emulsion: ASTM D 977, Grade SS-1; nontoxic and free of plant-growth or germination inhibitors.

2.7 PESTICIDES

- A. General: Pesticide, registered and approved by EPA, acceptable to authorities having jurisdiction, and of type recommended by manufacturer for each specific problem and as required for Project conditions and application. Do not use restricted pesticides unless authorized in writing by authorities having jurisdiction.
- B. Pre-Emergent Herbicide (Selective and Non-Selective): Effective for controlling the germination or growth of weeds within planted areas at the soil level directly below the mulch layer.

- C. Post-Emergent Herbicide (Selective and Non-Selective): Effective for controlling weed growth that has already germinated.

PART 3 - EXECUTION

3.1 EXAMINATION

- A. Examine areas to be planted for compliance with requirements and other conditions affecting performance.
 - 1. Verify that no foreign or deleterious material or liquid such as paint, paint washout, concrete slurry, concrete layers or chunks, cement, plaster, oils, gasoline, diesel fuel, paint thinner, turpentine, tar, roofing compound, or acid has been deposited in soil within a planting area.
 - 2. Do not mix or place soils and soil amendments in frozen, wet, or muddy conditions.
 - 3. Suspend soil spreading, grading, and tilling operations during periods of excessive soil moisture until the moisture content reaches acceptable levels to attain the required results.
 - 4. Uniformly moisten excessively dry soil that is not workable and which is too dusty.
- B. Proceed with installation only after unsatisfactory conditions have been corrected.
- C. If contamination by foreign or deleterious material or liquid is present in soil within a planting area, remove the soil and contamination as directed by Architect and replace with new planting soil.

3.2 PREPARATION

- A. Protect structures, utilities, sidewalks, pavements, and other facilities, trees, shrubs, and plantings from damage caused by planting operations.
 - 1. Protect adjacent and adjoining areas from hydroseeding and hydromulching overspray.
 - 2. Protect grade stakes set by others until directed to remove them.
- B. Install erosion-control measures to prevent erosion or displacement of soils and discharge of soil-bearing water runoff or airborne dust to adjacent properties and walkways.

3.3 TURF AREA PREPARATION

- A. Limit turf subgrade preparation to areas to be planted.
- B. Newly Graded Subgrades: Loosen subgrade to a minimum depth of 8 inches. Remove stones larger than 1-1/2 inches in any dimension and sticks, roots, rubbish, and other extraneous matter and legally dispose of them off Owner's property.
 - 1. Apply superphosphate fertilizer directly to subgrade before loosening.
 - 2. Spread planting soil to a depth of as required to meet finish grades after light rolling and natural settlement. Do not spread if planting soil or subgrade is frozen, muddy, or excessively wet.

- a. Spread approximately 1/2 the thickness of planting soil over loosened subgrade. Mix thoroughly into top 4 inches of subgrade. Spread remainder of planting soil.
 - b. Reduce elevation of planting soil to allow for soil thickness of sod.
- C. Unchanged Subgrades: If turf is to be planted in areas unaltered or undisturbed by excavating, grading, or surface-soil stripping operations, prepare surface soil as follows:
1. Remove existing grass, vegetation, and turf. Do not mix into surface soil.
 2. Loosen surface soil to a depth of at least 6 inches. Apply soil amendments and fertilizers according to planting soil mix proportions and mix thoroughly into top 4 inches of soil. Till soil to a homogeneous mixture of fine texture.
 - a. Apply superphosphate fertilizer directly to surface soil before loosening.
 3. Remove stones larger than 1-1/2 inches in any dimension and sticks, roots, trash, and other extraneous matter.
 4. Legally dispose of waste material, including grass, vegetation, and turf, off Owner's property.
- D. Finish Grading: Grade planting areas to a smooth, uniform surface plane with loose, uniformly fine texture. Grade to within plus or minus 1/2 inch of finish elevation. Roll and rake, remove ridges, and fill depressions to meet finish grades. Limit finish grading to areas that can be planted in the immediate future.
- E. Moisten prepared area before planting if soil is dry. Water thoroughly and allow surface to dry before planting. Do not create muddy soil.
- F. Before planting, obtain Architect's acceptance of finish grading; restore planting areas if eroded or otherwise disturbed after finish grading.

3.4 SODDING

- A. Lay sod within 24 hours of harvesting. Do not lay sod if dormant or if ground is frozen or muddy.
- B. Lay sod to form a solid mass with tightly fitted joints. Butt ends and sides of sod; do not stretch or overlap. Stagger sod strips or pads to offset joints in adjacent courses. Avoid damage to subgrade or sod during installation. Tamp and roll lightly to ensure contact with subgrade, eliminate air pockets, and form a smooth surface. Work sifted soil or fine sand into minor cracks between pieces of sod; remove excess to avoid smothering sod and adjacent grass.
 1. Lay sod across angle of slopes exceeding 1:3. Additional erosion control and soil stabilization may be required for any slopes greater than 1:3. Consult owner's representatives if final site conditions require grading steeper than 1:3.
 2. Anchor sod on slopes exceeding 1:6 with wood pegs or steel staples spaced as recommended by sod manufacturer but not less than 2 anchors per sod strip to prevent slippage.
- C. Saturate sod with fine water spray within two hours of planting. During first week after planting, water daily or more frequently as necessary to maintain moist soil to a minimum depth of 1-1/2 inches below sod.

3.5 TURF RENOVATION

- A. Renovate existing turf damaged by Contractor's operations, such as storage of materials or equipment and movement of vehicles.
 - 1. Reestablish turf where settlement or washouts occur or where minor regrading is required.
 - 2. Install new planting soil as required.
- B. Remove sod and vegetation from diseased or unsatisfactory turf areas; do not bury in soil.
- C. Remove topsoil containing foreign materials such as oil drippings, fuel spills, stones, gravel, and other construction materials resulting from Contractor's operations, and replace with new planting soil.
- D. Mow, dethatch, core aerate, and rake existing turf.
- E. Remove weeds before seeding. Where weeds are extensive, apply selective herbicides as required. Do not use pre-emergence herbicides.
- F. Remove waste and foreign materials, including weeds, soil cores, grass, vegetation, and turf, and legally dispose of them off Owner's property.
- G. Till stripped, bare, and compacted areas thoroughly to a soil depth of 6 inches.
- H. Apply soil amendments and initial fertilizers required for establishing new turf and mix thoroughly into top 4 inches of existing soil. Install new planting soil to fill low spots and meet finish grades.
- I. Apply sod as required for new turf.
- J. Water newly planted areas and keep moist until new turf is established.

3.6 TURF MAINTENANCE

- A. Maintain and establish turf by watering, fertilizing, replanting, and performing other operations as required to establish healthy, viable turf. Roll, regrade, and replant bare or eroded areas and mulch to produce a uniformly smooth turf. Provide materials and installation the same as those used in the original installation.
 - 1. Fill in as necessary soil subsidence that may occur because of settling or other processes. Replace materials and turf damaged or lost in areas of subsidence.
 - 2. In areas where mulch has been disturbed by wind or maintenance operations, add new mulch and anchor as required to prevent displacement.
 - 3. Apply treatments as required to keep turf and soil free of pests and pathogens or disease. Use integrated pest management practices whenever possible to minimize the use of pesticides and reduce hazards.
- B. Watering: Install and maintain irrigation system or temporary piping, hoses, and turf-watering equipment as required by the contract documents to convey water from sources and to keep turf uniformly moist to a depth of 4 inches.

1. Schedule watering to prevent wilting, puddling, erosion, and displacement of seed or mulch. Lay out temporary watering system to avoid walking over muddy or newly planted areas.
 2. Water turf with fine spray at a minimum rate of 1 inch per week unless rainfall precipitation is adequate.
- C. Turf Post fertilization: Apply fertilizer after initial mowing and when grass is dry.
1. Use fertilizer that will provide actual nitrogen of at least 1 lb/1000 sq. ft. to turf area.

3.7 SATISFACTORY TURF

- A. Turf installations shall meet the following criteria as determined by Architect:
1. Satisfactory Seeded Turf: At end of maintenance period, a healthy, uniform, close stand of grass has been established, free of weeds and surface irregularities, with coverage exceeding 90 percent over any 10 sq. ft. and bare spots not exceeding 5 by 5 inches.
 2. Satisfactory Sodded Turf: At end of maintenance period, a healthy, well-rooted, even-colored, viable turf has been established, free of weeds, open joints, bare areas, and surface irregularities.
- B. Use specified materials to reestablish turf that does not comply with requirements and continue maintenance until turf is satisfactory.

3.8 PESTICIDE APPLICATION

- A. Apply pesticides and other chemical products and biological control agents in accordance with requirements of authorities having jurisdiction and manufacturer's written recommendations. Coordinate applications with Owner's operations and others in proximity to the Work. Notify Owner before each application is performed.
- B. Post-Emergent Herbicides (Selective and Non-Selective): Apply only as necessary to treat already-germinated weeds and in accordance with manufacturer's written recommendations.

3.9 CLEANUP AND PROTECTION

- A. Promptly remove soil and debris created by turf work from paved areas. Clean wheels of vehicles before leaving site to avoid tracking soil onto roads, walks, or other paved areas.
- B. Erect temporary fencing or barricades and warning signs as required to protect newly planted areas from traffic. Maintain fencing and barricades throughout initial maintenance period and remove after plantings are established.
- C. Remove nondegradable erosion-control measures after grass establishment period.

END OF SECTION 329200

SECTION 329300 - PLANTS

PART 1 - GENERAL

1.1 RELATED DOCUMENTS

- A. Drawings and general provisions of the Contract, including General and Supplementary Conditions and Division 01 Specification Sections, apply to this Section.

1.2 SUMMARY

A. Section Includes:

1. Plants.
2. Planting soils.
3. Tree stabilization.

B. Related Sections:

1. Section 329200 "Turf and Grasses" for turf (lawn) and meadow planting, hydroseeding, and erosion-control materials.
2. Section 312500 "Erosion and Sedimentation Controls" for coconut matting on steep slopes.

1.3 DEFINITIONS

- A. Backfill: The earth used to replace or the act of replacing earth in an excavation.
- B. Balled and Burlapped Stock: Plants dug with firm, natural balls of earth in which they were grown, with ball size not less than sizes indicated; wrapped with burlap, tied, rigidly supported, and drum laced with twine with the root flare visible at the surface of the ball as recommended by ANSI Z60.1.
- C. Balled and Potted Stock: Plants dug with firm, natural balls of earth in which they are grown and placed, unbroken, in a container. Ball size is not less than sizes indicated.
- D. Container-Grown Stock: Healthy, vigorous, well-rooted plants grown in a container, with a well-established root system reaching sides of container and maintaining a firm ball when removed from container. Container shall be rigid enough to hold ball shape and protect root mass during shipping and be sized according to ANSI Z60.1 for type and size of plant required.
- E. Duff Layer: The surface layer of native topsoil that is composed of mostly decayed leaves, twigs, and detritus.
- F. Fabric Bag-Grown Stock: Healthy, vigorous, well-rooted plants established and grown in-ground in a porous fabric bag with well-established root system reaching sides of fabric bag. Fabric bag size is not less than diameter, depth, and volume required by ANSI Z60.1 for type and size of plant.

- G. Finish Grade: Elevation of finished surface of planting soil.
- H. Manufactured Topsoil: Soil produced off-site by homogeneously blending mineral soils or sand with stabilized organic soil amendments to produce topsoil or planting soil.
- I. Pesticide: A substance or mixture intended for preventing, destroying, repelling, or mitigating a pest. This includes insecticides, miticides, herbicides, fungicides, rodenticides, and molluscicides. It also includes substances or mixtures intended for use as a plant regulator, defoliant, or desiccant.
- J. Pests: Living organisms that occur where they are not desired, or that cause damage to plants, animals, or people. These include insects, mites, grubs, mollusks (snails and slugs), rodents (gophers, moles, and mice), unwanted plants (weeds), fungi, bacteria, and viruses.
- K. Planting Area: Areas to be planted.
- L. Planting Soil: Standardized topsoil; existing, native surface topsoil; existing, in-place surface soil; imported topsoil; or manufactured topsoil that is modified with soil amendments and organic fertilizers to produce a soil mixture best for plant growth.
- M. Plant; Plants; Plant Material: These terms refer to vegetation in general, including trees, shrubs, vines, ground covers, ornamental grasses, bulbs, corms, tubers, or herbaceous vegetation.
- N. Root Flare: Also called "trunk flare." The area at the base of the plant's stem or trunk where the stem or trunk broadens to form roots; the area of transition between the root system and the stem or trunk.
- O. Stem Girdling Roots: Roots that encircle the stems (trunks) of trees below the soil surface.
- P. Subgrade: Surface or elevation of subsoil remaining after excavation is complete, or the top surface of a fill or backfill before planting soil is placed.
- Q. Subsoil: All soil beneath the topsoil layer of the soil profile, and typified by the lack of organic matter and soil organisms.
- R. Surface Soil: Soil that is present at the top layer of the existing soil profile at the Project site. In undisturbed areas, the surface soil is typically topsoil; but in disturbed areas such as urban environments, the surface soil can be subsoil.
- S. Weeds: Includes Dandelion, Jimsonweed, Quackgrass, Horsetail, Morning Glory, Rush Grass, Mustard, Lambsquarter, Chickweed, Cress, Crabgrass, Canadian Thistle, Nutgrass, Poison Oak, Blackberry, Tansy Ragwort, Bermuda Grass, Johnson Grass, Poison Ivy, Nut Sedge, Nimble Will, Bindweed, Bent Grass, Wild Garlic, Perennial Sorrel, and Brome Grass and other unspecified growth.

1.4 ACTION SUBMITTALS

- A. Product Data: For each type of product indicated, including soils.
 - 1. Plant Materials: Include quantities, sizes, quality, and sources for plant materials.
 - 2. Pesticides and Herbicides: Include product label and manufacturer's application instructions specific to the Project.

3. Plant Photographs: Include color photographs in digital format of each required species and size of plant material as it will be furnished to the Project. Take photographs from an angle depicting true size and condition of the typical plant to be furnished. Include a scale rod or other measuring device in each photograph. For species where more than 20 plants are required, include a minimum of three photographs showing the average plant, the best quality plant, and the worst quality plant to be furnished. Identify each photograph with the full scientific name of the plant, plant size, and name of the growing nursery.

B. Samples for Verification: For each of the following:

1. Trees and Shrubs: Three samples of each variety and size delivered to the site for review. Maintain approved samples on-site as a standard for comparison.
2. Mulch: 1-quart volume of each organic mulch required; in sealed plastic bags labeled with composition of materials by percentage of weight and source of mulch. Each Sample shall be typical of the lot of material to be furnished; provide an accurate representation of color, texture, and organic makeup.
3. Weed Control Barrier: 12 by 12 inches.

1.5 INFORMATIONAL SUBMITTALS

- A. Qualification Data: For qualified landscape Installer. Include list of similar projects completed by Installer demonstrating Installer's capabilities and experience. Include project names, addresses, and year completed, and include names and addresses of owners' contact persons.
- B. Product Certificates: For each type of manufactured product, from manufacturer, and complying with the following:
 1. Manufacturer's certified analysis of standard products.
 2. Analysis of other materials by a recognized laboratory made according to methods established by the Association of Official Analytical Chemists, where applicable.
- C. Material Test Reports: For existing in-place surface soil and imported or manufactured topsoil.
- D. Maintenance Instructions: Recommended procedures to be established by Owner for maintenance of plants during a calendar year. Submit before start of required maintenance periods.
- E. Warranty: Sample of special warranty.

1.6 QUALITY ASSURANCE

- A. Installer Qualifications: A qualified landscape Installer whose work has resulted in successful establishment of plants.
 1. Professional Membership: Installer shall be a FNGLA Certified Landscape Contractor or have a degree in a related field plus three years of FDOT Roadway Landscape construction or 3 years of Leon County roadway / park landscape construction experience.
 2. Experience: Three years' experience in FDOT roadway landscape construction, Leon County roadway or park landscape construction.

3. Installer's Field Supervision: Require Installer to maintain an experienced full-time supervisor on Project site when work is in progress.
 4. Personnel Certifications: Installer's field supervisor shall have certification in one of the following categories:
 - a. Certified Landscape Technician - Exterior, with installation specialty area, designated CLT-Exterior.
 - b. FNGLA Certified Landscape Contractor.
 - c. Certified Ornamental Landscape Professional, designated COLP.
 5. Pesticide Applicator: State licensed, commercial.
- B. Soil-Testing Laboratory Qualifications: An independent or university laboratory, recognized by the State Department of Agriculture, with the experience and capability to conduct the testing indicated and that specializes in types of tests to be performed.
- C. Soil Analysis: For each unamended soil type, furnish soil analysis and a written report by a qualified soil-testing laboratory stating percentages of organic matter; gradation of sand, silt, and clay content; cation exchange capacity; sodium absorption ratio; deleterious material; pH; and mineral and plant-nutrient content of the soil.
1. Testing methods and written recommendations shall comply with USDA's Handbook No. 60.
 2. The soil-testing laboratory shall oversee soil sampling; with depth, location, and number of samples to be taken per instructions from Landscape Architect. A minimum of three representative samples shall be taken from varied locations for each soil to be used or amended for planting purposes.
 3. Report suitability of tested soil for plant growth.
 - a. Based upon the test results, state recommendations for soil treatments and soil amendments to be incorporated. State recommendations in weight per 1000 sq. ft. or volume per cu. yd. for nitrogen, phosphorus, and potash nutrients and all other soil amendments to be added to produce satisfactory planting soil suitable for healthy, viable plants.
 - b. Report presence of problem salts, minerals, or heavy metals, including aluminum, arsenic, barium, cadmium, chromium, cobalt, lead, lithium, and vanadium. If such problem materials are present, provide additional recommendations for corrective action.
 - c. Upon amending initial planting soils, test amended topsoil as recommended by the soils testing agency to confirm compliance with amendment requirements.
 - d. Test percolation of soil. Test all tree pits with water prior to planting to assure proper drainage of soils. No allowance will be made for any plants which are lost due to improper drainage of planting pits. If poor drainage exists, use planting pit drainage detail. Contractor is fully responsible for providing adequate drainage for planting.
- D. Provide quality, size, genus, species, and variety of plants indicated, complying with applicable requirements in ANSI Z60.1 and with Florida Grades and Standards.
- E. Measurements: Measure according to ANSI Z60.1. Do not prune to obtain required sizes.
1. Trees and Shrubs: Measure with branches and trunks or canes in their normal position. Take height measurements from or near the top of the root flare for field-grown stock and container grown stock. Measure main body of tree or shrub for height and spread; do not

measure branches or roots tip to tip. Take caliper measurements 6 inches above the root flare for trees up to 4-inch caliper size, and 12 inches above the root flare for larger sizes.

2. Other Plants: Measure with stems, petioles, and foliage in their normal position.

F. Plant Material Observation: Landscape Architect may observe plant material either at place of growth or at site before planting for compliance with requirements for genus, species, variety, cultivar, size, and quality. Landscape Architect retains right to observe trees and shrubs further for size and condition of balls and root systems, pests, disease symptoms, injuries, and latent defects and to reject unsatisfactory or defective material at any time during progress of work. Remove rejected trees or shrubs immediately from Project site.

1. Notify Landscape Architect of sources of planting materials seven days in advance of delivery to site.

G. Preinstallation Conference: Conduct conference at Project site.

1.7 DELIVERY, STORAGE, AND HANDLING

A. Packaged Materials: Deliver packaged materials in original, unopened containers showing weight, certified analysis, name and address of manufacturer, and indication of conformance with state and federal laws if applicable.

B. Bulk Materials:

1. Do not dump or store bulk materials near structures, utilities, walkways and pavements, or on existing turf areas or plants.

2. Provide erosion-control measures to prevent erosion or displacement of bulk materials, discharge of soil-bearing water runoff, and airborne dust reaching adjacent properties, water conveyance systems, or walkways.

3. Accompany each delivery of bulk fertilizers, lime, and soil amendments with appropriate certificates.

C. Deliver bare-root stock plants freshly dug. Immediately after digging up bare-root stock, pack root system in wet straw, hay, water (aquatics), or other suitable material to keep root system moist until planting.

D. Do not prune trees and shrubs before delivery. Protect bark, branches, and root systems from sun scald, drying, wind burn, sweating, whipping, and other handling and tying damage. Do not bend or bind-tie trees or shrubs in such a manner as to destroy their natural shape. Provide protective covering of plants during shipping and delivery. Do not drop plants during delivery and handling.

E. Handle planting stock by root ball.

F. Store bulbs, corms, and tubers in a dry place at 60 to 65 deg F until planting.

G. Deliver plants after preparations for planting have been completed, and install immediately. If planting is delayed more than six hours after delivery, set plants and trees in their appropriate aspect (sun, filtered sun, or shade), protect from weather and mechanical damage, and keep roots moist.

1. Heel-in bare-root stock. Soak roots that are in dry condition in water for two hours. Reject dried-out plants.
2. Set balled stock on ground and cover ball with soil, peat moss, sawdust, or other acceptable material.
3. Do not remove container-grown stock from containers before time of planting.
4. Water root systems of plants stored on-site deeply and thoroughly with a fine-mist spray. Water as often as necessary to maintain root systems in a moist, but not overly-wet condition.
5. Handle aquatic species in accordance with plant grower's recommendations.

1.8 PROJECT CONDITIONS

- A. Field Measurements: Verify actual grade elevations, service and utility locations, irrigation system components, and dimensions of plantings and construction contiguous with new plantings by field measurements before proceeding with planting work.
- B. Interruption of Existing Services or Utilities: Do not interrupt services or utilities to facilities occupied by Owner or others unless permitted under the following conditions and then only after arranging to provide temporary services or utilities according to requirements indicated:
 1. Notify Landscape Architect no fewer than two days in advance of proposed interruption of each service or utility.
 2. Do not proceed with interruption of services or utilities without Landscape Architect's written permission.
- C. Planting Restrictions: Plant during one of the following periods. Coordinate planting periods with maintenance periods to provide required maintenance from date of Substantial Completion.
 1. Spring Planting: At appropriate times as approved by Owner.
 2. Fall Planting: At appropriate times as approved by Owner.
- D. Weather Limitations: Proceed with planting only when existing and forecasted weather conditions permit planting to be performed when beneficial and optimum results may be obtained. Apply products during favorable weather conditions according to manufacturer's written instructions and warranty requirements.
- E. Coordination with Turf Areas (Lawns): Plant trees, shrubs, and other plants after finish grades are established and before planting turf areas unless otherwise indicated.
 1. When planting trees, shrubs, and other plants after planting turf areas, protect turf areas, and promptly repair damage caused by planting operations.

1.9 WARRANTY

- A. Special Warranty: Installer agrees to repair or replace plantings and accessories that fail in materials, workmanship, or growth within specified warranty period.

1. Failures include, but are not limited to, the following:
 - a. Death and unsatisfactory growth, except for defects resulting from abuse, lack of adequate maintenance, or neglect by Owner, or incidents that are beyond Contractor's control.
 - b. Structural failures including plantings falling or blowing over.
 - c. Faulty performance of tree stabilization and tree grates.
 - d. Deterioration of metals, metal finishes, and other materials beyond normal weathering.
2. Warranty Periods from Date of Substantial Completion:
 - a. Trees, Shrubs, Vines, and Ornamental Grasses: 12 months.
 - b. Ground Covers, Biennials, Perennials, and Other Plants: 12 months.
 - c. Annuals: Three months.
 - d. Irrigation system: 12 months.
3. Include the following remedial actions as a minimum:
 - a. Immediately remove dead plants and replace unless required to plant in the succeeding planting season.
 - b. Replace plants that are more than 25 percent dead or in an unhealthy condition at end of warranty period.
 - c. A limit of one replacement of each plant will be required except for losses or replacements due to failure to comply with requirements.
 - d. Replace irrigation system and associated components that are not fully operational.
 - e. Provide extended warranty for period equal to original warranty period, for replaced plant material.

1.10 MAINTENANCE SERVICE

- A. Initial Maintenance Service for Trees and Shrubs: Provide maintenance by skilled employees of landscape Installer. Maintain as required in Part 3. Begin maintenance immediately after plants are installed and continue until plantings are acceptably healthy and well established but for not less than maintenance period below.
 1. Maintenance Period: 12 months from date of Substantial Completion.
- B. Initial Maintenance Service for Ground Cover and Other Plants: Provide maintenance by skilled employees of landscape Installer. Maintain as required in Part 3. Begin maintenance immediately after plants are installed and continue until plantings are acceptably healthy and well established but for not less than maintenance period below.
 1. Maintenance Period: 12 months from date of Substantial Completion.
- C. Initial Maintenance Service for Irrigation: Provide maintenance by skilled employees of irrigation installer. Maintain as required in Part 3. Begin maintenance immediately after irrigation system is installed until for not less than maintenance period below.
 1. Maintenance Period: 12 months from date of Substantial Completion.
- D. Continuing Maintenance Proposal: From Installer to Owner, in the form of a standard yearly (or other period) maintenance agreement, starting on date initial maintenance service is concluded. State services, obligations, conditions, and terms for agreement period and for future renewal options.

PART 2 - PRODUCTS

2.1 PLANT MATERIAL

- A. General: Furnish nursery-grown plants true to genus, species, variety, cultivar, stem form, shearing, and other features indicated in Plant Schedule or Plant Legend shown on Drawings and complying with the Florida Grades and Standards for trees and ANSI Z60.1 for other materials; and with healthy root systems developed by transplanting or root pruning. Provide well-shaped, fully branched, healthy, vigorous stock, densely foliated when in leaf and free of disease, pests, eggs, larvae, and defects such as knots, sun scald, injuries, abrasions, and disfigurement.
1. Trees with damaged, crooked, or multiple leaders; tight vertical branches where bark is squeezed between two branches or between branch and trunk ("included bark"); crossing trunks; cut-off limbs more than 3/4 inch in diameter; or with stem girdling roots will be rejected.
 2. Collected Stock: Do not use plants harvested from the wild, from native stands, from an established landscape planting, or not grown in a nursery unless otherwise indicated.
- B. Provide plants of sizes, grades, and ball or container sizes complying with the Florida Grades and Standards for trees and ANSI Z60.1 for types and form of other plants required. Plants of a larger size may be used if acceptable to Landscape Architect, with a proportionate increase in size of roots or balls.
- C. Root-Ball Depth: Furnish trees and shrubs with root balls measured from top of root ball, which shall begin at root flare according to the Florida Grades and Standards. Root flare shall be visible before planting.
- D. Aquatic Plants: Trees grown in water within the aquatic planting areas / ponds as shown on the plans, shall be water conditioned and exposed to submerged conditions for no less than 12 months prior to planting, to prepare for submerged planting as shown on the plans. Other plants shall be water conditioned for 3-6 months prior to planting to prepare for submerged planting.
- E. Labeling: Label at least one plant of each variety, size, and caliper with a securely attached, waterproof tag bearing legible designation of common name and full scientific name, including genus and species. Include nomenclature for hybrid, variety, or cultivar, if applicable for the plant as shown on Drawings.
- F. If formal arrangements or consecutive order of plants is shown on Drawings, select stock for uniform height and spread, and number the labels to assure symmetry in planting.

2.2 INORGANIC SOIL AMENDMENTS

- A. Lime: ASTM C 602, agricultural liming material containing a minimum of 80 percent calcium carbonate equivalent and as follows:
1. Class: T, with a minimum of 99 percent passing through No. 8 sieve and a minimum of 75 percent passing through No. 60 sieve.
 2. Class: O, with a minimum of 95 percent passing through No. 8 sieve and a minimum of 55 percent passing through No. 60 sieve.
 3. Provide lime in form of ground dolomitic limestone.

- B. Sulfur: Granular, biodegradable, and containing a minimum of 90 percent sulfur, with a minimum of 99 percent passing through No. 6 sieve and a maximum of 10 percent passing through No. 40 sieve.
- C. Iron Sulfate: Granulated ferrous sulfate containing a minimum of 20 percent iron and 10 percent sulfur.
- D. Aluminum Sulfate: Commercial grade, unadulterated.
- E. Perlite: Horticultural perlite, soil amendment grade.
- F. Agricultural Gypsum: Minimum 90 percent calcium sulfate, finely ground with 90 percent passing through No. 50 sieve.
- G. Sand: Clean, washed, natural or manufactured, and free of toxic materials.
- H. Diatomaceous Earth: Calcined, 90 percent silica, with approximately 140 percent water absorption capacity by weight.
- I. Zeolites: Mineral clinoptilolite with at least 60 percent water absorption by weight.

2.3 ORGANIC SOIL AMENDMENTS

- A. Compost: Well-composted, stable, and weed-free organic matter, pH range of 5.5 to 8; moisture content 35 to 55 percent by weight; 100 percent passing through 3/4-inch sieve; soluble salt content of 5 to 10 decisiemens/m; not exceeding 0.5 percent inert contaminants and free of substances toxic to plantings; and as follows:
 - 1. Organic Matter Content: 50 to 60 percent of dry weight.
 - 2. Feedstock: Agricultural, food, or industrial residuals; biosolids; yard trimmings; or source-separated or compostable mixed solid waste.
- B. Sphagnum Peat: Partially decomposed sphagnum peat moss, finely divided or granular texture, with a pH range of 3.4 to 4.8.
- C. Muck Peat: Partially decomposed moss peat, native peat, or reed-sedge peat, finely divided or of granular texture, with a pH range of 6 to 7.5, and having a water-absorbing capacity of 1100 to 2000 percent.
- D. Wood Derivatives: Decomposed, nitrogen-treated sawdust, ground bark, or wood waste; of uniform texture and free of chips, stones, sticks, soil, or toxic materials.
- E. Manure: Well-rotted, unleached, stable or cattle manure containing not more than 25 percent by volume of straw, sawdust, or other bedding materials; free of toxic substances, stones, sticks, soil, weed seed, debris, and material harmful to plant growth.

2.4 FERTILIZERS

- A. Bonemeal: Commercial, raw or steamed, finely ground; a minimum of 4 percent nitrogen and 20 percent phosphoric acid.

- B. Superphosphate: Commercial, phosphate mixture, soluble; a minimum of 20 percent available phosphoric acid.
- C. Slow-Release Fertilizer: Granular or pelleted fertilizer consisting of 50 percent water-insoluble nitrogen, phosphorus, and potassium in the following composition:
 - 1. Composition: Nitrogen, phosphorous, and potassium in amounts recommended in soil reports from a qualified soil-testing laboratory.

2.5 PLANTING SOILS

- A. Planting Soil (Option 1): ASTM D 5268 topsoil, with pH range of 5.5 to 7, a minimum of 4 percent organic material content; free of stones 1 inch or larger in any dimension and other extraneous materials harmful to plant growth. Mix ASTM D 5268 topsoil with the soil amendments and fertilizers in quantities recommended in the soils testing report to produce planting soil.
- B. Planting Soil (Option 2): Existing, native surface topsoil formed under natural conditions with the duff layer retained during excavation process and stockpiled on-site. Verify suitability of native surface topsoil to produce viable planting soil. Clean soil of roots, plants, sod, stones, clay lumps, and other extraneous materials harmful to plant growth. Contractor is responsible for the stock piled material and shall verify that the material is free of weed, weed seed, and other materials harmful to plant growth and plant maintenance.
 - 1. Supplement with another specified planting soil when quantities are insufficient.
 - 2. Mix existing, native surface topsoil with the soil amendments and fertilizers based on the recommendations provided in soils testing report to produce planting soil.
- C. Planting Soil (Option 4): Imported topsoil or manufactured topsoil from off-site sources. Obtain topsoil displaced from naturally well-drained construction or mining sites where topsoil occurs at least 4 inches deep; do not obtain from agricultural land, bogs, or marshes.
 - 1. Additional Properties of Imported Topsoil or Manufactured Topsoil: Screened and free of stones 1 inch or larger in any dimension; free of roots, plants, sod, clods, clay lumps, pockets of coarse sand, paint, paint washout, concrete slurry, concrete layers or chunks, cement, plaster, building debris, oils, gasoline, diesel fuel, paint thinner, turpentine, tar, roofing compound, acid, and other extraneous materials harmful to plant growth; free of obnoxious weeds and invasive plants including quackgrass, Johnsongrass, poison ivy, nutsedge, nimblewill, Canada thistle, bindweed, bentgrass, wild garlic, ground ivy, perennial sorrel, and brome grass; not infested with nematodes; grubs; or other pests, pest eggs, or other undesirable organisms and disease-causing plant pathogens; friable and with sufficient structure to give good tilth and aeration. Continuous, air-filled pore space content on a volume/volume basis shall be at least 15 percent when moisture is present at field capacity. Soil shall have a field capacity of at least 15 percent on a dry weight basis.
 - 2. Mix imported topsoil or manufactured topsoil with the following soil amendments and fertilizers in quantities recommended in the soils testing report to produce planting soil.
- D. Aquatic Planting Soil: Mix produced by modifying planting soil as follows:
 - 1. Planting Soil for Aquatic Plants: 60% peat and 40% coarse sand. Mix on site.

2. Provide minimum 3 samples and send to lab for composition testing and additional recommendations for suitability within littoral shelf areas as shown on the plans.

2.6 MULCHES

- A. Mulch: Shall be provided by Leon County Solid Waste Management Division at no cost to the landscape contractor. Comply with the following requirements:
- B. Well-composted, stable, and weed-free organic matter, pH range of 5.5 to 8; moisture content 35 to 55 percent by weight; 100 percent passing through 1-inch sieve; soluble salt content of 2 to 5 decisiemens/m; not exceeding 0.5 percent inert contaminants and free of substances toxic to plantings; and as follows:
 1. Organic Matter Content: 50 to 60 percent of dry weight.
 2. Feedstock: Agricultural, food, or industrial residuals; biosolids; yard trimmings; or source-separated or compostable mixed solid waste.

2.7 WEED-CONTROL BARRIERS

- A. Nonwoven Geotextile Filter Fabric: Polypropylene or polyester fabric, 3 oz./sq. yd. minimum, composed of fibers formed into a stable network so that fibers retain their relative position. Fabric shall be inert to biological degradation and resist naturally-encountered chemicals, alkalis, and acids.

2.8 PESTICIDES

- A. General: Pesticide registered and approved by EPA, acceptable to authorities having jurisdiction, and of type recommended by manufacturer for each specific problem and as required for Project conditions and application. Do not use restricted pesticides unless authorized in writing by authorities having jurisdiction.
- B. Pre-Emergent Herbicide (Selective and Non-Selective): Effective for controlling the germination or growth of weeds within planted areas at the soil level directly below the mulch layer.
- C. Post-Emergent Herbicide (Selective and Non-Selective): Effective for controlling weed growth that has already germinated.

2.9 TREE STABILIZATION MATERIALS

- A. Stakes and Ties:
 1. Stakes: Rough-sawn, sound, new hardwood or softwood with specified wood pressure-preservative treatment, free of knots, holes, cross grain, and other defects, 2-by-2-inch nominal by length indicated, pointed at one end.
 2. Flexible Ties: Wide rubber or elastic bands or straps of length required to reach stakes or turnbuckles or compression springs.
 3. Chafing Guard: 2" black woven vinyl tree straps with looped or grommeted ends.

4. Tie Wires: ASTM A 641/A 641M, Class 1, galvanized-steel wire, two-strand, twisted, 0.106 inch in diameter.
5. Tree-Tie Webbing: UV-resistant polypropylene or nylon webbing with brass grommets.

B. Root-Ball Stabilization Materials:

1. Upright Stakes and Horizontal Hold-Down: Rough-sawn, sound, new hardwood or softwood, free of knots, holes, cross grain, and other defects, 2-by-2-inch nominal by length indicated; stakes pointed at one end.
2. Wood Screws: ASME B18.6.1.
3. Proprietary Root-Ball Stabilization Devices: Proprietary at- or below-grade stabilization systems to secure each new planting by root ball; sized per manufacturer's written recommendations unless otherwise indicated.
 - a. Products: Subject to compliance with requirements, provide one of the following:
 - 1) Foresight Products, LLC; Duckbill Rootball Fixing System.
 - 2) Tree Staple, Inc.; Tree Staples.
 - 3) Dupont; UnderAnchor Tree Stabilization System.

2.10 ROOT BARRIER MATERIALS

A. Root Barrier Materials:

1. Root barriers at minimum depths of 12" and 24".
2. Proprietary Root Barrier Devices: Proprietary root control barrier in trenches, alongside hardscape structures such as sidewalks, curbing, pavements, concrete and building foundations to prevent structural damage due to root penetration; sized and installed per manufacturer's written recommendations unless otherwise indicated.
 - a. Products: Subject to compliance with requirements, provide one of the following:
 - 1) Typar Biobarrier.
 - 2) DeepRoot Universal Guide Tree Root Barriers.
 - 3) Citygreen ReRoot.

2.11 MISCELLANEOUS PRODUCTS

- A. Antidesiccant: Water-insoluble emulsion, permeable moisture retarder, film forming, for trees and shrubs. Deliver in original, sealed, and fully labeled containers and mix according to manufacturer's written instructions.
- B. Burlap: Non-synthetic, biodegradable.
- C. Planter Drainage Gravel: Washed, sound crushed stone or gravel complying with ASTM D 448 for Size No. 8.
- D. Planter Filter Fabric: Nonwoven geotextile manufactured for separation applications and made of polypropylene, polyolefin, or polyester fibers or combination of them.

- E. Mycorrhizal Fungi: Dry, granular inoculant containing at least 5300 spores per lb of vesicular-arbuscular mycorrhizal fungi and 95 million spores per lb of ectomycorrhizal fungi, 33 percent hydrogel, and a maximum of 5.5 percent inert material.

PART 3 - EXECUTION

3.1 EXAMINATION

- A. Examine areas to receive plants for compliance with requirements and conditions affecting installation and performance.
 - 1. Verify that no foreign or deleterious material or liquid such as paint, paint washout, concrete slurry, concrete layers or chunks, cement, plaster, oils, gasoline, diesel fuel, paint thinner, turpentine, tar, roofing compound, or acid has been deposited in soil within a planting area.
 - 2. Do not mix or place soils and soil amendments in frozen, wet, or muddy conditions.
 - 3. Suspend soil spreading, grading, and tilling operations during periods of excessive soil moisture until the moisture content reaches acceptable levels to attain the required results.
 - 4. Uniformly moisten excessively dry soil that is not workable and which is too dusty.
- B. Proceed with installation only after unsatisfactory conditions have been corrected.
- C. If contamination by foreign or deleterious material or liquid is present in soil within a planting area, remove the soil and contamination as directed by Landscape Architect and replace with new planting soil.

3.2 PREPARATION

- A. Protect structures, utilities, sidewalks, pavements, and other facilities and turf areas and existing plants from damage caused by planting operations.
- B. Install erosion-control measures to prevent erosion or displacement of soils and discharge of soil-bearing water runoff or airborne dust to adjacent properties and walkways.
- C. Lay out individual tree and shrub locations and areas for multiple plantings. Stake locations, outline areas, adjust locations when requested, and obtain Landscape Architect's acceptance of layout before excavating or planting. Make minor adjustments as required.
- D. Lay out plants at locations directed by Landscape Architect. Stake locations of individual trees and shrubs and outline areas for multiple plantings.
- E. Apply antidesiccant to trees and shrubs using power spray to provide an adequate film over trunks (before wrapping), branches, stems, twigs, and foliage to protect during digging, handling, and transportation.
 - 1. If deciduous trees or shrubs are moved in full leaf, spray with antidesiccant at nursery before moving and again two weeks after planting.

- F. Wrap trees and shrubs with burlap fabric over trunks, branches, stems, twigs, and foliage to protect from wind and other damage during digging, handling, and transportation.

3.3 PLANTING AREA ESTABLISHMENT

- A. Loosen subgrade of planting areas to a minimum depth of 12 inches. Remove stones larger than 1-1/2 inches in any dimension and sticks, roots, rubbish, and other extraneous matter and legally dispose of them off Owner's property.
 - 1. Apply superphosphate fertilizer directly to subgrade before loosening.
 - 2. Thoroughly blend planting soil off-site before spreading or spread topsoil, apply soil amendments and fertilizer on surface, and thoroughly blend planting soil.
 - a. Delay mixing fertilizer with planting soil if planting will not proceed within a few days.
 - b. Mix lime with dry soil before mixing fertilizer.
 - 3. Spread planting soil to a depth of 4 inches but not less than required to meet finish grades after natural settlement. Do not spread if planting soil or subgrade is frozen, muddy, or excessively wet.
 - a. Spread approximately one-half the thickness of planting soil over loosened subgrade. Mix thoroughly into top 4 inches of subgrade. Spread remainder of planting soil.
- B. Finish Grading: Grade planting areas to a smooth, uniform surface plane with loose, uniformly fine texture. Roll and rake, remove ridges, and fill depressions to meet finish grades.
- C. Before planting, obtain Landscape Architect's acceptance of finish grading; restore planting areas if eroded or otherwise disturbed after finish grading.
- D. Application of Mycorrhizal Fungi: At time directed by Landscape Architect, broadcast dry product uniformly over prepared soil at application rate recommended by manufacturer.

3.4 EXCAVATION FOR TREES AND SHRUBS

- A. Planting Pits and Trenches: Excavate circular planting pits with sides sloping inward at a 45-degree angle. Excavations with vertical sides are not acceptable. Trim perimeter of bottom leaving center area of bottom raised slightly to support root ball and assist in drainage away from center. Do not further disturb base. Ensure that root ball will sit on undisturbed base soil to prevent settling. Scarify sides of planting pit smeared or smoothed during excavation.
 - 1. Excavate approximately three times as wide as ball diameter for balled and burlapped stock.
 - 2. Excavate at least 12 inches wider than root spread and deep enough to accommodate vertical roots for bare-root stock.
 - 3. Do not excavate deeper than depth of the root ball, measured from the root flare to the bottom of the root ball.
 - 4. If area under the plant was initially dug too deep, add soil to raise it to the correct level and thoroughly tamp the added soil to prevent settling.

5. Maintain required angles of repose of adjacent materials as shown on the Drawings. Do not excavate subgrades of adjacent paving, structures, hardscapes, or other new or existing improvements.
 6. Maintain supervision of excavations during working hours.
 7. Keep excavations covered or otherwise protected after working hours.
 8. If drain tile is shown on Drawings or required under planting areas, excavate to top of porous backfill over tile.
- B. Subsoil and topsoil removed from excavations may be used as planting soil.
- C. Obstructions: Notify Landscape Architect if unexpected rock or obstructions detrimental to trees or shrubs are encountered in excavations.
1. Hardpan Layer: Drill 6-inch- diameter holes, 24 inches apart, into free-draining strata or to a depth of 10 feet, whichever is less, and backfill with free-draining material.
- D. Drainage: Notify Landscape Architect if subsoil conditions evidence unexpected water seepage or retention in tree or shrub planting pits or if soils percolations testing reveals inadequate drainage.
- E. Fill excavations with water and allow to percolate away before positioning trees and shrubs.

3.5 TREE, SHRUB, AND VINE PLANTING

- A. Before planting, verify that root flare is visible at top of root ball according to ANSI Z60.1. If root flare is not visible, remove soil in a level manner from the root ball to where the top-most root emerges from the trunk. After soil removal to expose the root flare, verify that root ball still meets size requirements.
- B. Remove stem girdling roots and kinked roots. Remove injured roots by cutting cleanly; do not break.
- C. Set balled and burlapped stock plumb and in center of planting pit or trench with root flare 1 inch above adjacent finish grades.
1. After placing some backfill around root ball to stabilize plant, carefully cut and remove burlap, rope, and wire baskets from tops of root balls and from sides, but do not remove from under root balls. Remove pallets, if any, before setting. Do not use planting stock if root ball is cracked or broken before or during planting operation.
 2. Backfill around root ball in layers, tamping to settle soil and eliminate voids and air pockets. When planting pit is approximately one-half filled, water thoroughly before placing remainder of backfill. Repeat watering until no more water is absorbed.
 3. Place planting tablets in each planting pit when pit is approximately one-half filled; in amounts recommended in soil reports from soil-testing laboratory. Place tablets beside the root ball about 1 inch from root tips; do not place tablets in bottom of the hole.
 4. Continue backfilling process. Water again after placing and tamping final layer of soil.

- D. Set container-grown stock plumb and in center of planting pit or trench with root flare 1 inch above adjacent finish grades.
1. Carefully remove root ball from container without damaging root ball or plant.
 2. Backfill around root ball in layers, tamping to settle soil and eliminate voids and air pockets. When planting pit is approximately one-half filled, water thoroughly before placing remainder of backfill. Repeat watering until no more water is absorbed.
 3. Place planting tablets in each planting pit when pit is approximately one-half filled; in amounts recommended in soil reports from soil-testing laboratory. Place tablets beside the root ball about 1 inch from root tips; do not place tablets in bottom of the hole.
 4. Continue backfilling process. Water again after placing and tamping final layer of soil.
- E. When planting on slopes, set the plant so the root flare on the uphill side is flush with the surrounding soil on the slope; the edge of the root ball on the downhill side will be above the surrounding soil. Apply enough soil to cover the downhill side of the root ball. See section 312500 for coconut matting use on slopes of 3:1 or greater.

3.6 TREE, SHRUB, AND VINE PRUNING

- A. Remove only dead, dying, or broken branches. Do not prune for shape.
- B. Prune, thin, and shape trees, shrubs, and vines as directed by Landscape Architect.
- C. Prune, thin, and shape trees, shrubs, and vines according to standard professional horticultural and arboricultural practices. Unless otherwise indicated by Landscape Architect, do not cut tree leaders; remove only injured, dying, or dead branches from trees and shrubs; and prune to retain natural character.
- D. Do not apply pruning paint to wounds.

3.7 TREE STABILIZATION

- A. Install trunk stabilization as follows unless otherwise indicated:
1. Upright Staking and Tying: Stake trees of 2- through 5-inch caliper. Stake trees of less than 2-inch caliper only as required to prevent wind tip out. Use a minimum of two stakes of length required to penetrate at least 18 inches below bottom of backfilled excavation and to extend one-third of trunk height above grade. Set vertical stakes and space to avoid penetrating root balls or root masses.
 2. Use two stakes for trees up to 12 feet high and 2-1/2 inches or less in caliper; three stakes for trees less than 14 feet high and up to 4 inches in caliper. Space stakes equally around trees.
 3. Support trees with bands of flexible ties at contact points with tree trunk. Allow enough slack to avoid rigid restraint of tree.
 4. Support trees with two strands of tie wire, connected to the brass grommets of tree-tie webbing at contact points with tree trunk. Allow enough slack to avoid rigid restraint of tree.

- B. Root-Ball Stabilization: Install at- or below-grade stabilization system to secure each new planting by the root ball unless otherwise indicated.
 - 1. Wood Hold-Down Method: Place vertical stakes against side of root ball and drive them into subsoil; place horizontal wood hold-down stake across top of root ball and screw at each end to one of the vertical stakes.
 - a. Install stakes of length required to penetrate at least 18 inches below bottom of backfilled excavation. Saw stakes off at horizontal stake.
 - b. Install screws through horizontal hold-down and penetrating at least 1 inch into stakes. Pre-drill holes if necessary to prevent splitting wood.
 - c. Install second set of stakes on other side of root trunk for larger trees as indicated.
 - 2. Proprietary Root-Ball Stabilization Device: Install root-ball stabilization system sized and positioned as recommended by manufacturer unless otherwise indicated and according to manufacturer's written instructions.
- C. Palm Bracing: Install bracing system at three or more places equally spaced around perimeter of trunk to secure each palm until established unless otherwise indicated.
 - 1. Site-Fabricated Palm-Bracing Method:
 - a. Place battens over padding and secure battens in place around trunk perimeter with at least two straps, tightened to prevent displacement. Ensure that straps do not contact trunk.
 - b. Place diagonal braces and cut to length. Secure upper ends of diagonal braces with galvanized nails into battens or into nail-attached blocks on battens. Do not drive nails, screws, or other securing devices into palm trunk; do not penetrate palm trunk in any fashion. Secure lower ends of diagonal braces with stakes driven into ground to prevent outward slippage of braces.

3.8 GROUND COVER AND PLANT PLANTING

- A. Set out and space ground cover and plants other than trees, shrubs, and vines as indicated in even rows with triangular spacing.
- B. Dig holes large enough to allow spreading of roots.
- C. For rooted cutting plants supplied in flats, plant each in a manner that will minimally disturb the root system but to a depth not less than two nodes.
- D. Work soil around roots to eliminate air pockets and leave a slight saucer indentation around plants to hold water.
- E. Water thoroughly after planting, taking care not to cover plant crowns with wet soil.
- F. Protect plants from hot sun and wind; remove protection if plants show evidence of recovery from transplanting shock.

3.9 AQUATIC PLANTING

- A. Set out and space wetland plant material as indicated in even rows with triangular spacing as shown on the plans.

- B. All plants shall be planted upright.
- C. Planting holes shall be dug large enough and deep enough to accommodate the entire root mass. All plant containers shall be removed prior to planting.
- D. Install a slow release, coated fertilizer at rates recommended by soils analysis, and appropriate for aquatic plantings, directly to the transplant hole prior to placement of plant.
- E. Plant plugs, or bare root materials, shall be planted without twisted, balled or damaged roots. Plants shall be planted with no root above the ground line.
- F. Soil shall be packed firmly around the entire root mass. Anchor all plants to the soil as needed to prevent plant from being dislodged during storm water flooding and fluctuations.
- G. Water newly planted materials are thoroughly to ensure establishment and plant health.

3.10 PLANTING AREA MULCHING

- A. Install weed-control barriers in all plant beds as indicated on the drawings before mulching according to manufacturer's written instructions. Completely cover area to be mulched, overlapping edges a minimum of 6 inches and secure seams with galvanized pins.
- B. Mulch backfilled surfaces of planting areas and other areas indicated.
 - 1. Trees in Turf Areas: Apply shredded bark mulch ring of 3-inch average thickness, with radius dimension as indicated around trunks or stems. Do not place mulch within 3 inches of trunks or stems.
 - 2. Organic Mulch in Planting Areas: Apply 3-inch average thickness of organic mulch over whole surface of planting area, and finish level with adjacent finish grades. Do not place mulch within 3 inches of trunks or stems.

3.11 PLANT MAINTENANCE

- A. Maintain plantings by pruning, cultivating, watering, fertilizing, mulching, restoring planting saucers, adjusting and repairing tree-stabilization devices, resetting to proper grades or vertical position, and performing other operations as required to establish healthy, viable plantings. Spray or treat as required to keep trees and shrubs free of insects and disease.
- B. Fill in as necessary soil subsidence that may occur because of settling or other processes. Replace mulch materials damaged or lost in areas of subsidence.
- C. Apply treatments as required to keep plant materials, planted areas, and soils free of weeds, undesirable plants, pests and pathogens or disease. Use integrated pest management practices whenever possible to minimize the use of pesticides and reduce hazards. Treatments include physical controls such as hosing off foliage, mechanical controls such as traps, and biological control agents.
- D. Watering: Install and maintain irrigation system or temporary piping, hoses, and plant-watering equipment to convey water from sources and to keep plants uniformly moist in accordance with the technical maintenance and irrigation plans.

1. Schedule watering to prevent wilting, puddling, erosion, and displacement of plant and mulch. Lay out temporary watering system to avoid walking over muddy or newly planted areas.
2. Water plants with fine spray at a minimum rate in accordance with the landscape technical maintenance and irrigation plans unless rainfall precipitation is adequate.

3.12 PESTICIDE APPLICATION

- A. Apply pesticides and other chemical products and biological control agents in accordance with authorities having jurisdiction and manufacturer's written recommendations. Coordinate applications with Owner's operations and others in proximity to the Work. Notify Owner before each application is performed.
- B. Pre-Emergent Herbicides (Selective and Non-Selective): Apply to tree, shrub, and ground-cover areas in accordance with manufacturer's written recommendations. Do not apply to seeded areas.
- C. Post-Emergent Herbicides (Selective and Non-Selective): Apply only as necessary to treat already-germinated weeds and in accordance with manufacturer's written recommendations.

3.13 CLEANUP AND PROTECTION

- A. During planting, keep adjacent paving and construction clean and work area in an orderly condition.
- B. Protect plants from damage due to landscape operations and operations of other contractors and trades. Maintain protection during installation and maintenance periods. Treat, repair, or replace damaged plantings.
- C. After installation and before Substantial Completion, remove nursery tags, nursery stakes, tie tape, labels, wire, burlap, and other debris from plant material, planting areas, and Project site.

3.14 DISPOSAL

- A. Remove surplus soil and waste material including excess subsoil, unsuitable soil, trash, and debris and legally dispose of them off Owner's property.

END OF SECTION 329300

This Project hereby adopts the Florida Department of Transportation Standard Specifications for Road and Bridge Construction January 2020 or latest edition together with all updates in its entirety as part of its guiding standards for construction except as amended by following specifications.

If the Standard Specification section is not referenced in this document, it is considered unaltered and remains in force as written except for the general substitution of definitions listed below.

Division 1 General Requirements is modified as follows:

Section 1: Definition and Terms

Construction Clarification, Conflict Resolution, and Issue Escalation Procedure -

In the event that construction problems occur, the resolution of those problems will be processed in one of the following two ways unless revised by a Partnering agreement:

If the resolution does not change the original intent of the Contract Documents/Plans, then the Engineer of Record (EOR) will be responsible for developing the design solution to the construction problem and the Leon County Chief of Construction Management will be responsible for review and response within ten (10) working days. The Leon County Chief of Construction Management will either concur with the proposed solution or the issue will be escalated as described in the process below.

If the resolution does alter the original intent of the Contract Documents/Plans then the EOR will develop the proposed solution, copy in the Leon County Chief of Construction Management, and send it to the Leon County Project Manager. The Leon County Project Manager will respond to the proposed solution within ten working days. The Leon County Project Manager will either concur with the proposed solution or the issue will be escalated as described in the process below. Changes to the original intent of the Contract Documents/Plans will require a contract change order.

Leon County has established the issue escalation process for construction questions and conflict resolution that the Contractor shall follow unless revised by the Partnering agreement. All issues are to be directed to the Leon County Project Manager. If the issue cannot be resolved at this level the Leon County Project Manager shall forward the issue to the Chief of Engineering Design, followed by the Director of Engineering Services/County Engineer, and finally to the Director of Public Works. Each level shall have a maximum of three working days to answer, resolve or address the issue. This three-day window is a response time and does not infer resolution. Questions may be expressed verbally and followed up in writing. The Leon County Project Manager will respond in a timely manner but not to exceed three working days. The Contractor shall provide any available supporting documentation.

The Contractor shall provide a similar chain of command for his/her organization with personnel of similar levels of responsibility.

Department – shall be revised to be Leon County throughout the entire Specifications unless specifically noted otherwise in this document.

Department's Approved Product List (APL) – This term remains the Florida Department of Transportation Approved Products List.

Engineer – Engineer shall be revised to mean the Leon County Engineer or designee throughout the Specifications unless noted elsewhere in this document.

Secretary – shall be revised to be Leon County throughout the entire Specifications unless specifically noted otherwise in this document.

Standard Plans – The Florida Department of Transportation's latest Standard Design Plans Indexes.

Statewide Disputes Review Board – Leon County does not have access to the Statewide Disputes Review Board as part of Contracts. In the place of the Statewide Disputes Review Board, Leon County establishes the "Construction Clarification, Conflict Resolution and Issue Escalation" procedure.

Section 2: Proposal, Requirements and Conditions

Delete this Section in its entirety with the exception of the retention of Section 2-1 requiring bidders be prequalified with the Florida Department of Transportation and Section 2-4 requiring the contractor to review the plans, site etc. Replace all remaining sections with Leon County Standard Bid procedures included in the front end of all bid documents.

Section 3: Award and Execution of Contract

Delete in its entirety and replace with Leon County Standard award and bond requirements included with every contract.

Section 5: Control of Work

5-4: Modify to add: The County must respond in writing before the contractor proceeds with work associated with the error or omission.

5-7.1: Revise The Engineer of Record will provide centerline control points ...

5-7.3: Revise the sentence: Utilizing the control points furnished by the Engineer of Record

5-12.2.1: This section is revised to reduce the time frame for claims for extra work for projects with an original contract amount of \$1,000,000 or less from 90 to 30 calendar days after final acceptance and for projects with an original contract amount greater than \$1,000,000 from 180 to 60 calendar days. The same reduced time frames shall apply to claims pertaining to final estimate of quantities.

5-12.2.2: This section is revised to limit the time frame for projects with an original contract amount of \$1,000,000 or less from 90 to 30 calendar days after final acceptance and for projects with an original contract amount greater than \$1,000,000 from 180 to 60 calendar days.

5-12.4: This section is revised to reduce the time for County action on a claim for projects with an original contract amount of \$1,000,000 or less from 90 to 60 calendar days and for projects with an original contract amount greater than \$1,000,000 from 120 to 90 calendar days.

5-12.5: Delete this section in its entirety. The County does not pay interest on claims

Section 6-Control of Materials:

Due to the interchanging of the responsibilities of the Florida Department of Transportation (FDOT) and the County and the need for the FDOT to retain some of its requirements, this section is revised as follows: The assignments of responsibilities within this section shall be as stated

6-1.2 Sampling and Testing: Use the FDOT's current sampling identification and tracking system to provide related information and attach the information to each sample. Restore immediately any site from which material has been removed for sampling purposes to the pre-sampled condition with materials and construction methods used in the initial construction, at no additional cost to Leon County.

Ensure when a material is delivered to the location as describe in the Contract Documents, there is enough material delivered to take samples, at no expense to Leon County.

6-1.3.1 Manufacturer Material Certification: Submit material certifications for all materials to Leon County for approval when required by the Specifications. Materials will not be considered for payment when not accompanied by a material certification. Sample material certification forms are available on the FDOT's website at the following URL:

http://www.fdot.gov/materials/administration/resources/library/publications/certifications/sample_forms.shtm. Ensure that the material certification follows the format of the sample form, is submitted on the manufacturer's letterhead, and is signed by a legally responsible person employed by the manufacturer.

6-1.3.1.1 Approved Products List: The Product Evaluation Section in the State Specifications and Estimates Office maintains the APL. This list provides assurances to the Contractors, consultants, designers, and County personnel that specific products and materials are approved for use on County facilities. The County will limit the contractor's use of products and materials that require use of APL items listed on the APL effective at the time of placement.

Section 7

7-1.9 Florida Minority Business Loan Mobilization Program: This section is deleted in its entirety.

7-2.2 Work in Navigable Waters of the U.S.: Modify the statement *will procure the necessary permits prior to advertisement for bids* will obtain the necessary permits prior to authorization of that portion of the work. Whenever a permit has not been obtained prior to advertisement, notification shall be provided in the bid documents pertaining to the anticipated requirements of the required but pending permit.

7-19 Source of Forest Products: This section is modified to encourage, but not require the use of Florida timber, timber piling or other forest products.

7-24 Disadvantaged Business Enterprise Program: Replace in its entirety with the Leon County Disadvantaged enterprise requirements included in the front-end project specific specifications. If the front end does not address DBE requirements, none shall be required.

7-25 On the Job Training Requirements: With the exception of Federally Aid Contracts, this section shall be deleted in its entirety.

Section 8

8-5 Qualifications of Contractor's Personnel: This section shall be amended to require that the superintendent or other qualified personnel shall be required to read, speak and understand English in order to communicate effectively with county personnel.

Section 9

9-2.1.1 Fuels: The County will not adjust or track fuel consumption. This section is deleted in its entirety.

9-2.1.2 Bituminous Material: The County will follow this asphalt adjustment procedure for projects meeting the time or volume criteria. The Department is the FDOT and the County will utilize FDOT's calculations of API posted on the Construction Office website.

9-5.1 Partial Payments General: Delete paragraph 3 regarding the retainage amounts and replace with the county shall withhold 10% of the project cost for all pay requests up to 50% completion, then it shall be reduced to 5% for the remaining balance according to the Florida Local Government Prompt Payment Act. County shall follow Section 9-5.4 for the release of retainage.

9-5.5.2 Partial Payment Amounts: Delete subsection (1). The County will make partial payments monthly without restriction to the minimum payment amount.

Division II

102-6.2 Construction: The County will not provide any equipment or personnel, the contractor shall be solely responsible for all efforts relating to this item.

102-6.6 Operation of Existing Movable Bridge: Substitute that the contractor shall maintain and operate all movable bridges. The County shall have no responsibility whatsoever for this task.

104-7.1 Maintenance of Erosion Control and Sediment Control Devices: Delete the reference to the State of Florida Department of Environmental Protection Generic Permit for Stormwater Discharge from Large and Small Construction Activities. The contractor shall maintain all erosion control features as shown on the construction plans or as required by permits.

104-9 and 104-10 Method of Measurement and Basis of Payment: If the contract documents are silent, this basis of measurement and payment for erosion control devices governs otherwise bid quantities for erosion control devices will be paid as a lump sum.

105-1.2.2 Quality Control Inspection: Delete this section as the County does not maintain a testing and material placement database.

105-4.2 & 105-4.4 Producer Quality Control Program Requirements & Compliance with the Materials Manual: In these sections, all references to the Departments Material manual or specifications manual shall remain the Florida Department of Transportation, not Leon County.

105-4.5 & 105-4.6 Producers Quality Control (QC) Plan Review and Acceptance & Producer's Quality Control (QC) Plan: Submittal to and approval of the Quality Control Plan shall be the Leon County Engineer.

105-7 Lab Qualification Program: Any lab meeting the Florida Department of Transportation's qualification is permitted to do testing on Leon County projects.

110-1 (3) Clearing and Grubbing- Description: Modify this section to read: Trim trees and shrubs within the project right-of-way that are identified in the Contract documents or are needed to safely conduct the work. Trees not identified for trimming shall be brought to the attention of the County inspector for approval prior to conducting the work. In no case shall trees be trimmed on any canopy road without express designation in writing on the contract documents or by the County Engineer or his designee.

110-6.5 & 120-1.2 Asbestos Containing Materials (ACM) Not Identified Prior to Work & Unidentified Areas of Contamination: These sections are modified to delete the reference to

the District Contamination Assessment Coordinator. The County Engineers shall coordinate with the appropriate party and that party shall act as the CAR Contractor outlined in this specification.

120-6.2 Furnishing of Borrow Areas: Delete this section and replace with: Use of an offsite borrow area shall meet all local, state and federal requirements for use of the site as a borrow area.

120-8.4 Reclaimed Asphalt Pavement (RAP) Method: Delete this section. Replace with Reclaimed Asphalt Pavement (RAP) shall be used only if specifically designated on the construction drawings. Requirements and limitations shall also be stated on the construction drawings as applicable.

120-10.1.1 and 120-10.1.2 Initial Equipment Comparison & Initial Production Lot: Delete these sections for initial equipment comparison and initial production lot.

120-10.1.6 Reduced Testing Frequency: delete this methodology. Independent testing is at the sole discretion of the County.

120-10.4 Verification Comparison Criteria and Resolution Procedures: The County reserves the right to follow whatever verification testing schedule the Engineer or his representative deem necessary for the project and is not bound by the frequency suggested by FDOT.

121-3 Mix Design: Modify this section to require submittal of a signed and sealed mix design for the County's files.

125-8.1.1 General Requirements for Structures and Pipe: Modify the lot definition Lot is defined as one lift of backfill material placement, not to exceed 500 feet for pipe placed *under pavement* or a single run of pipe connecting two successive structures whichever is less. *For pipe installations outside of pavement a lot is defined as one lift of backfill material placement, not to exceed 1000 feet. In both cases, backfill around structures compacted separately from pipes will be considered a separate lot*

125-8.1.6: Placement and Compaction Modify to indicate performance verification testing may be done by the county.

125-8.3.3.1 Compaction – Lowest Zone: Revise this section to read Compact soil in the lowest zone and bedding to match contiguous in situ density.

125-8.3.4 Backfill under Wet Conditions: Delete the sentence: Leon County will pay for any select material which is not available from the grading as Unforeseeable Work.

125-9.1.1 Reduced Testing Frequency: Delete this section.

125-9.3.1 Frequency: Add that Verification test is at the discretion of the County. Specify that the Quality control frequency is for under pavement. A lesser frequency for work done outside the pavement may be added onto the project specific plans. If no reduction of frequency is included in the project plans, then this testing frequency applies for all project locations.

125-10 Verification Comparison Criteria and Resolution Procedures: Delete the verification and resolution test procedures, the County's independent test lab results govern the acceptance of a work product.

145-7 Verification Comparison Criteria and Resolution Procedures: Delete the comparison and resolution procedures, the County verification tests control the acceptance criteria.

160-3.2 Application and Acceptance of Stabilizing Material: Revise the wording to make the verification tests by the County discretionary.

160-4.1.4.1 Modified Proctor Maximum Density Determination: Delete the reference to the use of Random Number Generator for determination of mixing depth and modified proctor maximum density testing locations. County inspector in most cases will determine the location of the tests.

160-4.4.1 Frequency: Modify the testing frequency for non FDOT Roadways for Stabilization provided by the Contractor. Verification tests shall be at the discretion of Leon County. These values represent in most cases a 50% reduction of contractor provided testing frequency required by FDOT

| Test Name | Quality Control | Verification |
|--|-------------------------------|----------------------|
| Modified Proctor Maximum Density | One per four consecutive LOTs | At County discretion |
| Density | One per two LOTs | At County discretion |
| Stabilizing Mixing Depth | One per 500 feet | At County discretion |
| LBR | One per four consecutive LOTs | At County discretion |
| Gradation, LL/PI & Soil Classification | Not required | At County discretion |

160-4.5.2 Modified Proctor Maximum Density Determination and 160-4.5.3 Density Testing: Verification tests are done at the discretion of the County and as is the acceptance of the test results.

160-4.5.7 Mixing Depth: Delete the reference to the use of Random Number Generator for determination of mixing depth and modified proctor maximum density testing locations. County inspector in most cases will determine the location of the tests.

200-5.2 Number of Courses: The County may elect to utilize different verification testing for the determination of the acceptability of base course installation in thicker than 6” lifts.

200-7.2.2 Frequency: Modify the testing frequency for non FDOT Roadways for Base Course installation provided by the Contractor. Verification tests shall be at the discretion of Leon County. These values represent in most cases a 50% reduction of contractor provided testing frequency required by FDOT.

Mainline Pavement Lanes, Turn Lanes, Ramps, Parking Lots, Concrete Culverts and Retaining Wall Systems

| Test Name | Quality Control - Contractor | Verification - County |
|----------------------------------|------------------------------|-----------------------|
| Modified Proctor Maximum Density | One per 16 consecutive LOTs | At County discretion |
| Density | One per two LOT | At County discretion |

| | | |
|-------------------|--------------|----------------------|
| Roadway Surface | Five per LOT | At County discretion |
| Roadway Thickness | 2 per LOT | At County discretion |

Shoulder - Only, Bike/Shared Use Path and Sidewalk Construction

| Test Name | Quality Control- Contractor | Verification – County |
|----------------------------------|------------------------------------|------------------------------|
| Modified Proctor Maximum Density | One per four LOTs | At County discretion |
| Density | One per two LOTs | At County discretion |
| Surface | Two per 500 feet | At County discretion |
| Thickness | 1 per 1000 consecutive feet | At County discretion |

200-7.3.1 Quality Control Testing: Modify this section to require the retention of the samples until the County accepts the test results provided by the contractor.

200-7.3.1.2 Depth and Surface Testing Requirements: Delete the reference to the use of Random Number Generator for determination of depth and surface testing locations. County inspector in most cases will determine the location of the tests. Delete the requirement for entering data into the Department's database.

200-7.3.1.3 Surface & Thickness Reduced Testing Frequency: Delete this section as the testing frequencies have already been reduced.

200-7.3.2 County Verification Tests: This section shall be modified to delete the requirements for verification testing and replace with: All verification testing shall be done at the sole discretion of the County.

234-9 Method of Measurement: Delete the certification of quantities data information that does not pertain to the County pay request format.

327-1 Milling of Existing Pavement Description: Revise to state: unless the County specifically designates the desire to take ownership of the milled material on the project plans, the contractor shall take ownership of milled material.

327-3.2 Quality Control Requirements: The County Inspector will work with the Contractor to assure compliance with milling cross slope and other construction parameters.

334-2.3.1 Reclaimed Asphalt Pavement Material (RAP) General Requirements: The generic substitution of County for Department does not apply to this section. The use of RAP from a FDOT approved stockpile or RAP that has an FDOT furnished Pavement Composition Data Sheet shall remain the Florida Department of Transportation.

334-2.3.4 Pavement Coring Report: The County does not maintain a Pavement Coring Report. This may apply for federal aid roadways.

334-5 Acceptance of the Mixture: Delete all references to adjustment pay factors. The pay factor shall be considered a 1.0 for acceptable work. County shall have the discretion on its independent or verification testing.

334-5.1.1 Sampling and Testing Requirements: The verification testing shall be at the discretion of the County.

337-12 Basis of Payment: Pay factors are 1.0

338 Value Added Asphalt Pavement: This section is deleted in its entirety. (Note if the County wants to have this as an option then a dispute resolution system and pavement evaluation criteria needs to be developed or adopted.)

346-7.7 Sample Location: Sampling locations must receive approval from the County inspector prior to the taking of the samples. Delete the comparative sampling requirements.

352-2 Equipment: Identification of equipment to be used in grinding concrete is required.

352-8 Basis of Payment: The County does not adjust the contract unit prices.

355 Value Added Portland Cement Concrete Pavement: Delete this section in its entirety.

400 Concrete Structures: precast products must be from a plant that is currently on the Department's Production Facility Listing.

410 Precast Concrete Box Culvert: Box Culverts shall be obtained from a plant that is currently on the Department's Production Facility Listing. Proof of said approval must be provided to the county with the shop drawings.

413 Sealing Cracks and Concrete Structure Surfaces: In the event that the FDOT specification and manufacturers recommendations conflict, it shall be the County's Engineer decision as to which specification governs.

430 Pipe Culverts: All pipes shall be provided from a producer on the Department's Production Facility Listing. Evidence of the suppliers meeting this standard shall be provided with the shop drawing submittal to the county.

430-3.2 Side Drains: The Department's Drainage Manual and Culvert Service Life Estimator shall remain as the Department's Drainage Manual and Culvert Service Life Estimator

430-12.9 Railroad Requirements: Add: The contractor is expected to schedule its work to minimize its time within the railroad right of way for work requiring a flagman or watchman.

431-4.8 Bursting: The County may designate pipe bursting for pipes with minimal laterals if deemed appropriate.

449 Precast Concrete Drainage Products: All precast drainage products shall be provided from a producer on the Department's Production Facility Listing. Evidence of the suppliers meeting this standard shall be provided with the shop drawing submittal to the county.

515 Metal Pedestrian/Bicycle Railings, Guiderails, and Handrails: All products shall be provided from a producer on the Department's Production Facility Listing.

530 Revetment Systems: Add the requirement that the engineer of record must verify the size of riprap needed for the particular application.

603-2.1 General: All products must be on the FDOT list and must meet the current County controller hardware and software for full compatibility and integration with the existing operations

611-2.3.1 Submittal Requirements: The as-built drawings submittal should be signed and sealed paper copies. Drawings in electronic format is also required.

670-2 Traffic Controller Assembly Materials: Modify this section to add Specific Controller assemblies must be compatible with County installations and actual controller selection is based on project specific criteria provided on the project plans.

710-8 Corrections for Deficiencies to Applied Painted Pavement Markings: Revise this section to: Reapply a .25-mile section centered around any deficiency, at no additional cost to the County.

711-2 Materials and 713-2 Materials: The County may take random samples of the material at its discretion.

924-1 Admixtures for Concrete: Add: The County Engineer or his designee must approve the use of admixtures.

949 Miscellaneous Components for Manholes, Inlets and Other Structures: Revise to restrict the use of brick for riser adjustment and repairs, not new structures.

972-1 Recycled Plastic Products: Modify to include: The usage of these products is restricted unless specifically noted on the project plans.

981-1 Turf Materials General: Add: The Contractor must reinstall sod matching the type removed. If a conflict arises between the contractor and the property owner regarding replacement sod, the property owner's claim shall prevail unless the contractor provides evidence of preconstruction sod type.

MINORITY AND WOMEN BUSINESS ENTERPRISE (MWBE) PARTICIPATION PLAN

RESPONDENT: _____

SOLICITATION NUMBER: _____ **DATE:** _____

All Respondents, including Minority Business Enterprise (MBE) firms and Women Business Enterprise (WBE) firms, must complete and submit this MWBE Participation Plan with their responses to be deemed responsive to the MWBE Section of this solicitation.

For MWBE participation in Leon County Government, City of Tallahassee, and Blueprint Intergovernmental Agency projects, certified MBE and WBE firms are certified by the Office of Economic Vitality Minority, Women, and Small Business Enterprise (MWSBE) Division. MBE and WBE firms that have their primary business location in Leon, Gadsden, Wakulla, or Jefferson County and that are certified by the Florida Department of Management Services Office of Supplier Diversity also qualify for MWBE participation.

To remain responsive, Respondents must utilize certified MBE and/or WBE firms to fulfill the project specific goal(s). The project specific goal(s) for this solicitation are specified in **Section 1.4** (City of Tallahassee and Blueprint solicitations) or in the **Minority, Women, and Small Business Enterprise (MWSBE) Overview** (Leon County Government solicitations). Respondents that do not meet or exceed the project specific goals must complete the Good Faith Effort Documentation Form to remain responsive, even if they meet a portion of the project specific goal(s).

All necessary MWBE information should be included on the MWBE Forms.

SECTION 1 – MWBE Participation

Complete the following tables for the base bid and any alternates, if applicable. Corresponding Respondent and Team Summary Tables should support the totals in the base bid/alternates. The Total Percentage is calculated by dividing the Total Dollar Amount of Certified Firm Participation by the Total Project Amount. The Certified MBE Firm Participation Total Dollar Amount will correspond to the sum of all dollars spent with Certified MBE Firms listed in the corresponding Respondent and Team Summary Table. The Certified WBE Firm Participation Total Dollar Amount will correspond to the sum of all dollars spent with Certified WBE Firms listed in the corresponding Respondent and Team Summary Table. Round to the nearest whole dollar.

MINORITY AND WOMEN BUSINESS ENTERPRISE (MWBE) PARTICIPATION PLAN

Base Bid

| BASE BID | | |
|----------------------------------|----------------------------|---|
| | Total Dollar Amount | Total Percentage <small>(Firm Participation ÷ Total Project Amount)</small> |
| Total Project Amount | \$ | 100% |
| Certified MBE Firm Participation | \$ | % |
| Certified WBE Firm Participation | \$ | % |

| BASE BID RESPONDENT AND TEAM SUMMARY | | | | | | | | | | | |
|--|----------------------|-------------------------|----------------------------------|--|--------------------------|------------------|----------------|-------------------|-----------------|---------------------|------------------|
| Firm Name (Prime and Subcontractor(s) or Subconsultant(s)) | Vendor Phone & Email | Potential Scope of Work | Estimated Percentage of Services | Indicate the Category that Best Describes Each Firm Listed | | | | | | | |
| | | | | Non-MWBE | | Certified MWBE | | | | Non-Certified MWBE | |
| | | | | Non-Minority | Certified Small Business | African American | Asian American | Hispanic American | Native American | Non-Minority Female | African American |
| | | | | | | | | | | | |
| | | | | | | | | | | | |
| | | | | | | | | | | | |
| | | | | | | | | | | | |
| | | | | | | | | | | | |
| | | | | | | | | | | | |
| | | | | | | | | | | | |
| | | | | | | | | | | | |
| | | | | | | | | | | | |
| TOTAL | | | | | | | | | | | |

MINORITY AND WOMEN BUSINESS ENTERPRISE (MWBE) PARTICIPATION PLAN

Alternate 1

| ALTERNATE 1 | | |
|----------------------------------|----------------------------|--|
| | Total Dollar Amount | Total Percentage (Firm Participation ÷ Total Project Amount) |
| Total Project Amount | \$ | 100% |
| Certified MBE Firm Participation | \$ | % |
| Certified WBE Firm Participation | \$ | % |

| ALTERNATE 1 RESPONDENT AND TEAM SUMMARY | | | | | | | | | | | | | | | | | | | | | |
|--|----------------------|-------------------------|----------------------------------|--|--------------------------|------------------|----------------|-------------------|-----------------|---------------------|------------------|----------------|-------------------|-----------------|---------------------|--|--|--|--|--|--|
| Firm Name (Prime and Subcontractor(s) or Subconsultant(s)) | Vendor Phone & Email | Potential Scope of Work | Estimated Percentage of Services | Indicate the Category that Best Describes Each Firm Listed | | | | | | | | | | | | | | | | | |
| | | | | Non-MWBE | | Certified MWBE | | | | Non-Certified MWBE | | | | | | | | | | | |
| | | | | Non-Minority | Certified Small Business | African American | Asian American | Hispanic American | Native American | Non-Minority Female | African American | Asian American | Hispanic American | Native American | Non-Minority Female | | | | | | |
| | | | | | | | | | | | | | | | | | | | | | |
| | | | | | | | | | | | | | | | | | | | | | |
| | | | | | | | | | | | | | | | | | | | | | |
| | | | | | | | | | | | | | | | | | | | | | |
| | | | | | | | | | | | | | | | | | | | | | |
| | | | | | | | | | | | | | | | | | | | | | |
| | | | | | | | | | | | | | | | | | | | | | |
| | | | | | | | | | | | | | | | | | | | | | |
| | | | | | | | | | | | | | | | | | | | | | |
| TOTAL | | | | | | | | | | | | | | | | | | | | | |

MINORITY AND WOMEN BUSINESS ENTERPRISE (MWBE) PARTICIPATION PLAN

Alternate 2

| ALTERNATE 2 | | |
|----------------------------------|----------------------------|---|
| | Total Dollar Amount | Total Percentage <small>(Firm Participation ÷ Total Project Amount)</small> |
| Total Project Amount | \$ | 100% |
| Certified MBE Firm Participation | \$ | % |
| Certified WBE Firm Participation | \$ | % |

| ALTERNATE 2 RESPONDENT AND TEAM SUMMARY | | | | | | | | | | | | |
|--|----------------------|-------------------------|----------------------------------|--|--------------------------|------------------|----------------|-------------------|-----------------|---------------------|------------------|----------------|
| Firm Name (Prime and Subcontractor(s) or Subconsultant(s)) | Vendor Phone & Email | Potential Scope of Work | Estimated Percentage of Services | Indicate the Category that Best Describes Each Firm Listed | | | | | | | | |
| | | | | Non-MWBE | | Certified MWBE | | | | Non-Certified MWBE | | |
| | | | | Non-Minority | Certified Small Business | African American | Asian American | Hispanic American | Native American | Non-Minority Female | African American | Asian American |
| | | | | | | | | | | | | |
| | | | | | | | | | | | | |
| | | | | | | | | | | | | |
| | | | | | | | | | | | | |
| | | | | | | | | | | | | |
| | | | | | | | | | | | | |
| | | | | | | | | | | | | |
| | | | | | | | | | | | | |
| | | | | | | | | | | | | |
| TOTAL | | | | | | | | | | | | |

MINORITY AND WOMEN BUSINESS ENTERPRISE (MWBE) PARTICIPATION PLAN

ACKNOWLEDGEMENT

I hereby certify, as Respondent to this Solicitation, that the information provided herein is true and correct. I affirm that I have authority to bind Respondent to contractual agreements.

Respondent has communicated with the subcontractors and subconsultants identified herein, and those subcontractors and subconsultants understand that Respondent intends to utilize them on this project, if awarded. Respondent agrees that bad faith or dishonesty in the information provided on this MWBE Participation Plan Form is a violation of [MWSBE Policy](#) Section VIII.G. If awarded, Respondent agrees to utilize the firms identified herein, to endeavor to pay those firms the amounts identified herein to meet the project specific goals for this solicitation, to monitor the work of the firms, to provide subcontractor or subconsultant payment information to the MWSBE Division, and to abide by the [MWSBE Policy](#).

Name of Respondent

Title of Signatory

Signature

Date

Print Name

DRAFT

GOOD FAITH EFFORT DOCUMENTATION FORM**RESPONDENT:** _____**SOLICITATION NUMBER:** _____ **DATE:** _____**PROJECT TITLE:** _____

When Respondent will not commit to meeting the project specific goals identified in the solicitation, Respondent must complete this Good Faith Documentation Effort Form. Failure to do so may result in the response being deemed non-responsive and rendering Respondent ineligible for award.

The list of acceptable Good Faith Effort documentation complies with the [Minority, Women, and Small Business Enterprise Policy](#) adopted by the Blueprint Intergovernmental Agency, City of Tallahassee, and Leon County Government. Respondent can demonstrate Good Faith Effort to secure MBE and WBE participation by completing this Form and providing documentation of the activities on the list.

Documentation of each of the following activities is necessary to receive credit for the Good Faith Effort Activity. **A minimum of five (5) activities with documentation are necessary to establish Good Faith Effort.** Failure to provide documentation of all activities completed by Respondent at the time of submission may result in Respondent being deemed non-responsive to the solicitation.

Please check the appropriate boxes that apply to your good faith activities and provide acceptable documentation as an attachment to this Form. Documentation should be marked with the attachment number identified in the Good Faith Effort Activity Chart on page 2. To document Good Faith Effort Activities 4, 6, 7, 8, 9, and 10, please complete the Good Faith Effort Spreadsheet, available as part of this solicitation, and include the Sound Business Reason Form in Attachment 3 to this form. Please provide documentation supporting the information in the Good Faith Effort Spreadsheet as exhibits to the Good Faith Effort Spreadsheet. If you are unsure what documentation is acceptable to support your Good Faith Effort Activity, descriptions of acceptable documentation are available at the end of this form.

EXHIBIT A - SOLICITATION DOCUMENT
GOOD FAITH EFFORT DOCUMENTATION FORM

| Y/N | GOOD FAITH EFFORT ACTIVITY | ATTACHMENT NUMBER | EXPLAIN |
|---|--|-------------------|---------|
| <input type="checkbox"/> Yes <input type="checkbox"/> No | 1. Attendance at a pre-bid or pre-proposal meeting. | NONE | |
| <input type="checkbox"/> Yes <input type="checkbox"/> No | 2. Copies of written correspondence sent to the MWSBE Division no later than fifteen (15) business days before the solicitation response deadline seeking help in identifying firms available to meet the project specific goals. | 1 | |
| <input type="checkbox"/> Yes <input type="checkbox"/> No | 3. Copies of advertisements placed by the respondent in the local newspaper and minority publications in the Market Area announcing the project and seeking MBE or WBE participation. | 2 | |
| <input type="checkbox"/> Yes <input type="checkbox"/> No | 4. Copies of written correspondence sent to a certified MBE or WBE firm. | 3 | |
| <input type="checkbox"/> Yes <input type="checkbox"/> No | 5. Documentation that the respondent selected economically feasible portions of work to be performed by MBE and/or WBE firms, including, where appropriate, breaking down contracts or combining elements of work into economically feasible units. | 4 | |
| <input type="checkbox"/> Yes <input type="checkbox"/> No | 6. Documentation that the respondent negotiated in good faith with interested MBE and/or WBE firms and did not reject any interested MBE and/or WBE firms without sound business reasons. | 3 | |
| <input type="checkbox"/> Yes <input type="checkbox"/> No | 7. Documentation that the respondent reviewed all quotations received from MBE and/or WBE firms, and for those quotations not accepted, an explanation of why the MBE and/or WBE will not be used during the course of the contract. | 3 | |
| <input type="checkbox"/> Yes <input type="checkbox"/> No | 8. Documentation detailing respondent's effort to contact MBE and/or WBE firms who provide the services needed for the solicitation and indicating that the respondent provided ample time for potential MBE and/or WBE firms to respond, including a chart outlining the methods of contact and schedule or time frame in which respondent conducted its good faith effort. | 3 | |
| <input type="checkbox"/> Yes <input type="checkbox"/> No | 9. Documentation that the respondent offered to provide interested MBE and/or WBE firms with assistance in reviewing the solicitation plans and specifications at no charge to the MBE and/or WBE firms. | 3 | |
| <input type="checkbox"/> Yes <input type="checkbox"/> No | 10. Documentation of follow-up telephone calls with potential MBE and/or WBE firms encouraging their participation. | 3 | |

EXHIBIT A - SOLICITATION DOCUMENT
GOOD FAITH EFFORT DOCUMENTATION FORM

ACKNOWLEDGEMENT

I hereby certify that, as Respondent to this Solicitation, that the information provided herein is true and correct. I aver that I have authority to bind Respondent to contractual agreements.

Respondent certifies that Respondent completed Good Faith Effort activities to identify MBE and/or WBE firms to participate in the project advertised in this solicitation. Respondent has communicated with the subcontractors and subconsultants identified herein. Nevertheless, Respondent was unable to commit to meeting or exceeding the project specific goal identified for MBE and/or WBE participation in this solicitation. Where Respondent contacted MBE and/or WBE firms, those firms were unavailable, unable, or otherwise unacceptable for sound business reasons to perform the work necessary for the project. Respondent has included documentation of all Good Faith Effort activities in attachments 1 through 5 to this Form. Respondent further avers that all information submitted in this Form and associated documentation is true, correct, and, in the case of documented correspondence, has not been altered from its original form.

Respondent agrees that bad faith or dishonesty in the information provided on this Good Faith Effort Form is a violation of [MWSBE Policy](#) Section VIII.G. If awarded, Respondent agrees to continue to negotiate with the firms identified herein and to endeavor to meet the project specific goals for this solicitation, to monitor the work of its subcontractor or subconsultant firms, to provide subcontractor or subconsultant payment information to the MWSBE Division, and to abide by the [MWSBE Policy](#).

Name of Respondent

Title of Signatory

Signature

Date

Print Name

EXHIBIT A - SOLICITATION DOCUMENT
GOOD FAITH EFFORT DOCUMENTATION FORM
ATTACHMENT 3 GOOD FAITH EFFORT SPREADSHEET

Complete the Good Faith Effort Spreadsheet. Include as exhibits to the spreadsheet documentation supporting the information in the Good Faith Effort Spreadsheet. This Form and the Good Faith Effort Spreadsheet correspond to Good Faith Effort Activities 4, 6, 7, 8, 9, and 10. Good Faith Effort Spreadsheets longer than 1 page are acceptable.

| Good Faith Effort Activity # | Subcontract or Name | Email Address | Telephone Number | Scope of Work | Contact Person | Classification (MBE/WBE) | QUOTE RECEIVED | Type of Contact, Date, Comments | Other Comments or Explanations | Exhibit |
|------------------------------|----------------------------|--|------------------|-----------------|-----------------|---|--|---|---|---------|
| 4, 8, 9, 10 | Painting Contractors, Inc. | painters@paint.com | 111-222-3333 | Painting | Mr. Painter | <input checked="" type="checkbox"/> MBE <input type="checkbox"/> WBE | <input type="checkbox"/> Yes <input checked="" type="checkbox"/> No | Emailed ITB on 3-15-19 Emailed meeting information 3-19-19 Called on 3/20/19 at 2:30 p.m.; left message Emailed reminder about bid 4/1/19 Received bid 4-4-19 | ***If bid/quote received, but not utilized, provide explanation as to why on Attachment 3.*** | 1 |
| 4, 8, 9, 10 | Landscaping 4U | yards@landscaping4u.com | 123-345-6789 | Landscaping/Sod | Susie Sunflower | <input type="checkbox"/> MBE <input checked="" type="checkbox"/> WBE | <input checked="" type="checkbox"/> Yes <input type="checkbox"/> No | Emailed ITB on 3-15-19 Emailed meeting information 3-19-19 Called on 3/20/19 at 2:30 p.m.; left message Emailed reminder about bid 4/1/19 Called on 4/3/19; not interested at this time No bid received 4-4-20 | During phone call on 4/3/19 vendor indicated that they were busy and could not work on this project during the timeframe. | 2 |
| | | | | | | <input type="checkbox"/> MBE <input type="checkbox"/> WBE | <input type="checkbox"/> Yes <input type="checkbox"/> No | | | |
| | | | | | | <input type="checkbox"/> MBE <input type="checkbox"/> WBE | <input type="checkbox"/> Yes <input type="checkbox"/> No | | | |

EXHIBIT A - SOLICITATION DOCUMENT
GOOD FAITH EFFORT DOCUMENTATION FORM
ATTACHMENT 3 GOOD FAITH EFFORT SPREADSHEET

| Good Faith Effort Activity # | Subcontract or Name | Email Address | Telephone Number | Scope of Work | Contact Person | Classification (MBE/WBE) | QUOTE RECEIVED | Type of Contact, Date, Comments | Other Comments or Explanations | Exhibit |
|------------------------------|---------------------|---------------|------------------|---------------|----------------|--|---|---------------------------------|--------------------------------|---------|
| | | | | | | <input type="checkbox"/> MBE <input type="checkbox"/> WBE | <input type="checkbox"/> Yes <input type="checkbox"/> No | | | |
| | | | | | | <input type="checkbox"/> MBE <input type="checkbox"/> WBE | <input type="checkbox"/> Yes <input type="checkbox"/> No | | | |
| | | | | | | <input type="checkbox"/> MBE <input type="checkbox"/> WBE | <input type="checkbox"/> Yes <input type="checkbox"/> No | | | |
| | | | | | | <input type="checkbox"/> MBE <input type="checkbox"/> WBE | <input type="checkbox"/> Yes <input type="checkbox"/> No | | | |
| | | | | | | <input type="checkbox"/> MBE <input type="checkbox"/> WBE | <input type="checkbox"/> Yes <input type="checkbox"/> No | | | |
| | | | | | | <input type="checkbox"/> MBE <input type="checkbox"/> WBE | <input type="checkbox"/> Yes <input type="checkbox"/> No | | | |
| | | | | | | <input type="checkbox"/> MBE <input type="checkbox"/> WBE | <input type="checkbox"/> Yes <input type="checkbox"/> No | | | |
| | | | | | | <input type="checkbox"/> MBE <input type="checkbox"/> WBE | <input type="checkbox"/> Yes <input type="checkbox"/> No | | | |
| | | | | | | <input type="checkbox"/> MBE <input type="checkbox"/> WBE | <input type="checkbox"/> Yes <input type="checkbox"/> No | | | |
| | | | | | | <input type="checkbox"/> MBE <input type="checkbox"/> WBE | <input type="checkbox"/> Yes <input type="checkbox"/> No | | | |
| | | | | | | <input type="checkbox"/> MBE <input type="checkbox"/> WBE | <input type="checkbox"/> Yes <input type="checkbox"/> No | | | |
| | | | | | | <input type="checkbox"/> MBE <input type="checkbox"/> WBE | <input type="checkbox"/> Yes <input type="checkbox"/> No | | | |
| | | | | | | <input type="checkbox"/> MBE <input type="checkbox"/> WBE | <input type="checkbox"/> Yes <input type="checkbox"/> No | | | |
| | | | | | | <input type="checkbox"/> MBE <input type="checkbox"/> WBE | <input type="checkbox"/> Yes <input type="checkbox"/> No | | | |
| | | | | | | <input type="checkbox"/> MBE <input type="checkbox"/> WBE | <input type="checkbox"/> Yes <input type="checkbox"/> No | | | |
| | | | | | | <input type="checkbox"/> MBE <input type="checkbox"/> WBE | <input type="checkbox"/> Yes <input type="checkbox"/> No | | | |

ACCEPTABLE GOOD FAITH EFFORT DOCUMENTATION

1. Attendance at a pre-bid or pre-proposal meeting.
 - Verified by MWSBE Division based on the signature of firm representative on the meeting sign in sheet.
2. Copies of written correspondence sent to the MWSBE Division no later than fifteen (15) business days before the solicitation response deadline seeking help in identifying firms available to meet the project specific goals.
 - Respondent should include documentation of correspondence with the MWSBE Division as **Attachment 1** to the Good Faith Effort Form. Any of the following documents are acceptable documentation.
 - i. Physical mail with postmark sent to the correct MWSBE Division address.
 - ii. Electronic mail sent to the correct MWSBE Division address.
3. Copies of advertisements placed by the Respondent in the local newspaper and minority publications in the Market Area announcing the project and seeking MBE or WBE participation.
 - Respondent should include documentation of advertisement as **Attachment 2** to the Good Faith Effort Form. Any of the following documents are acceptable documentation.
 - i. Email from publication confirming purchase of the advertisement, including the date of publication.
 - ii. Advertisement as printed in the publication, including the date of publication.
 - iii. Notarized Proof of Publication.
4. Copies of written correspondence sent to a certified MBE or WBE firm. The correspondence should include: 1) the specific work the contractor intends to subcontract; 2) that interest in participation by the MWBE firm on the contract is being solicited; and 3) how to obtain information for the review and inspection of contract plans and specifications.
 - Respondent should provide documentation of correspondence with MBE or WBE firms in **Attachment 3** to the Good Faith Effort Form.
5. Documentation that the respondent selected economically feasible portions of work to be performed by MBE and/or WBE firms, including, where appropriate, breaking down contracts or combining elements of work into economically feasible units. (The ability of the Respondent to perform the work with its own work force will not in itself excuse a contractor from making positive efforts to meet contract goals).
 - Respondent should include documentation of selecting economically feasible portions of the work as **Attachment 4** to the Good Faith Effort Form. Any of the following documents are acceptable documentation.
 - i. Cost estimates, including a selection of portions of the work to be performed by MBE and/or WBE firms.
 - ii. Analysis generated by a project or cost estimator.
6. Documentation that the respondent negotiated in good faith with interested MBE and/or WBE firms and did not reject any interested MBE and/or WBE firms without sound business reasons. Price alone does not constitute a sound business reason unless the respondent can demonstrate that no reasonable price can be obtained from an MBE and/or WBE firm.
 - Respondent should provide documentation of good faith negotiation with MBE or WBE firms in **Attachment 3** to this Form.
7. Documentation that the respondent reviewed all quotations received from MBE and/or WBE firms, and for those quotations not accepted, an explanation of why the MBE and/or WBE will not be used during the course of the contract. (Receipt of a lower quotation from a non-MWBE firm will not in itself excuse a contractor's failure to meet contract goals).
 - Respondent should provide documentation that it reviewed all quotations received from MBE and/or WBE firms in **Attachment 3** to the Good Faith Effort Form.
8. Documentation detailing respondent's effort to contact MBE and/or WBE firms who provide the services needed for the solicitation and indicating that the respondent provided ample time for potential MBE and/or WBE firms to respond, including a chart outlining the methods of contact and schedule or time frame in which respondent conducted its good faith effort.
 - Respondent should provide documentation of effort to contact MBE and/or WBE firms with ample time to respond in **Attachment 3** to the Good Faith Effort Form.
9. Documentation that the respondent offered to provide interested MBE and/or WBE firms with assistance in reviewing the solicitation plans and specifications at no charge to the MBE and/or WBE firms.
 - Respondent should provide documentation that it offered to provide MBE and/or WBE firms with assistance in reviewing the solicitation at no charge in **Attachment 3** to the Good Faith Effort Form.
10. Documentation of follow-up telephone calls with potential MBE and/or WBE firms encouraging their participation.
 - Respondent should provide documentation of follow up calls with potential MBE and/or WBE firms in **Attachment 3** to the Good Faith Effort Form.

BID RESPONSE SHEET

The Board of County Commissioners of Leon County reserves the right to accept or reject any and/or all bids in the best interest of the County.

Shelly W. Kelley
Purchasing Director

Rick Minor, Chairman
Board of County Commissioners

This bid is submitted by the below named firm/individual by the undersigned authorized representative.

By

(Firm Name)

(Authorized Representative)

(Print or Typed Name)

Address

Telephone

E-mail Address

ACKNOWLEDGEMENT:

Addendum #1 _____

Addendum #2 _____

Addendum #3 _____



Section B

ACKNOWLEDGEMENT (to be completed by the Respondent)

I hereby certify that, as Respondent to this Solicitation, that the information provided herein is true and correct.

Name of Bidder/Respondent

Signature

Date

Print Name

Title

DRAFT

**AFFIDAVIT CERTIFICATION
IMMIGRATION LAWS**

Leon County will not intentionally award County contracts to any contractor who knowingly employs unauthorized alien workers, constituting a violation of the employment provisions contained in 8 U.S.C. Section 1324 A(e) {Section 274a(e) of the Immigration and Nationality Act ("INA").

Leon County may consider the employment by any Contractor of Unauthorized Aliens a violation of Section 274A(e) of the INA. **Such violation by the Recipient of the employment provision contained in Section 274A(e) of the INA shall be ground for unilateral cancellation of the contract by Leon County.**

BIDDER ATTESTS THAT THEY ARE FULLY COMPLIANT WITH ALL APPLICABLE IMMIGRATION LAWS (SPECIFICALLY TO THE 1986 IMMIGRATION ACT AND SUBSEQUENT AMENDMENTS).

Company Name: _____

Signature: _____ Title: _____

STATE OF _____
COUNTY OF _____

Sworn to and subscribed before me this _ day of _____, 20__.

Personally known _____
NOTARY PUBLIC

OR Produced identification _____ Notary Public - State of _____

(Type of identification) My commission expires: _____

Printed, typed, or stamped commissioned name of notary

The signee of this Affidavit guarantees, as evidenced by the sworn affidavit required herein, the truth and accuracy of this affidavit to interrogatories hereinafter made.

**LEON COUNTY RESERVES THE RIGHT TO REQUEST SUPPORTING DOCUMENTATION,
AS EVIDENCE OF SERVICES PROVIDED, AT ANY TIME.**

EQUAL OPPORTUNITY/AFFIRMATIVE ACTION STATEMENT

1. The contractors and all subcontractors hereby agree to a commitment to the principles and practices of equal opportunity in employment and to comply with the letter and spirit of federal, state, and local laws and regulations prohibiting discrimination based on race, color, religion, national region, sex, age, handicap, marital status, and political affiliation or belief.
2. The contractor agrees to comply with Executive Order 11246, as amended, and to comply with specific affirmative action obligations contained therein.

Signed: _____

Title: _____

Firm: _____

Address: _____

DRAFT

IDENTICAL TIE BIDS

Preference shall be given to businesses with drug-free workplace programs. Whenever two or more bids which are equal with respect to price, quality, and service are received by the State or by any political subdivision for the procurement of commodities or contractual services, a bid received from a business that certifies that it has implemented a drug-free workplace program shall be given preference in the award process. Established procedures for processing tie bids will be followed if none of the tied vendors have a drug-free workplace program. In order to have a drug-free workplace program, a business shall:

- 1) Publish a statement notifying employees that the unlawful manufacture, distribution, dispensing, possession, or use of a controlled substance is prohibited in the workplace and specifying the actions that will be taken against employees for violations of such prohibition.
- 2) Inform employees about the dangers of drug abuse in the workplace, the business's policy of maintaining a drug-free workplace, any available drug counseling, rehabilitation, and employee assistance programs, and the penalties that may be imposed upon employees for drug abuse violations.
- 3) Give each employee engaged in providing the commodities or contractual services that are under bid a copy of the statement specified in subsection (1).
- 4) In the statement specified in subsection (1), notify the employees that, as a condition of working on the commodities or contractual services that are under bid, the employees will abide by the terms of the statement and will notify the employer of any conviction of, or plea of guilty or nolo contendere to, any violation of chapter 893 or of any controlled substance law of the United States or any state, for a violation occurring in the workplace no later than five (5) days after such conviction.
- 5) Impose a sanction on, or require the satisfactory participation in a drug assistance or rehabilitation program if such is available in the employee's community, by any employee who is so convicted.
- 6) Make a good faith effort to continue to maintain a drug-free workplace through implementation of this section.

As the person authorized to sign the statement, I certify the

following: (Check one and sign in the space provided.)

_____ This firm complies fully with the above requirements.

_____ This firm does not have a drug free work place program at this time.

Bidder's Signature

Title

Date

CONTRACTOR'S BUSINESS INFORMATION

COMPANY INFORMATION

| | |
|---------------------|------|
| Name: | |
| Street Address: | |
| City, State, Zip: | |
| Taxpayer ID Number: | |
| Telephone: | Fax: |
| Trade Style Name: | |

TYPE OF BUSINESS ORGANIZATION (check one)

| | | | |
|--------------------------|---------------------------|--------------------------|---------------------------|
| <input type="checkbox"/> | Sole Proprietorship | <input type="checkbox"/> | Limited Liability Company |
| <input type="checkbox"/> | General Partnership | <input type="checkbox"/> | Joint Venture |
| <input type="checkbox"/> | Limited Partnership | <input type="checkbox"/> | Trust |
| <input type="checkbox"/> | Corporation | <input type="checkbox"/> | Other (specify) |
| <input type="checkbox"/> | Sub-chapter S Corporation | | |

State of Incorporation: _____ Date Established: _____

AUTHORIZED SIGNATORIES/NEGOTIATORS

The Bidder represents that the following persons are authorized to sign and/or negotiate contracts and related documents to which the bidder will be duly bound:

| Name | Title | Telephone | E-Mail |
|------|-------|-----------|--------|
| | | | |
| | | | |
| | | | |
| | | | |

FLORIDA CONSTRUCTION INDUSTRIES LICENSING BOARD

Please provide the following information for all licenses required by Florida Statutes of the Prime Contractor for the performance of the work in this project.

| | |
|---|------------------|
| Primary Licensee: | |
| License Type: | |
| License Number: | Expiration Date: |
| Qualified Business License (certificate of authority) number: | |
| Alternate Licensee: | |
| License Type: | |
| License Number: | Expiration Date: |

Bidder may use additional sheets to provide information for all applicable licenses and shall provide copies of each license as a part of the bid submittal.

LIST COMPANIES FROM WHOM YOU OBTAIN SURETY

BONDS Surety Company 1

| | |
|----------------|--|
| Company Name | |
| Contact's Name | |
| Telephone | |
| Fax | |
| Address | |

Surety Company 2

| | |
|----------------|--|
| Company Name | |
| Contact's Name | |
| Telephone | |
| Fax | |
| Address | |

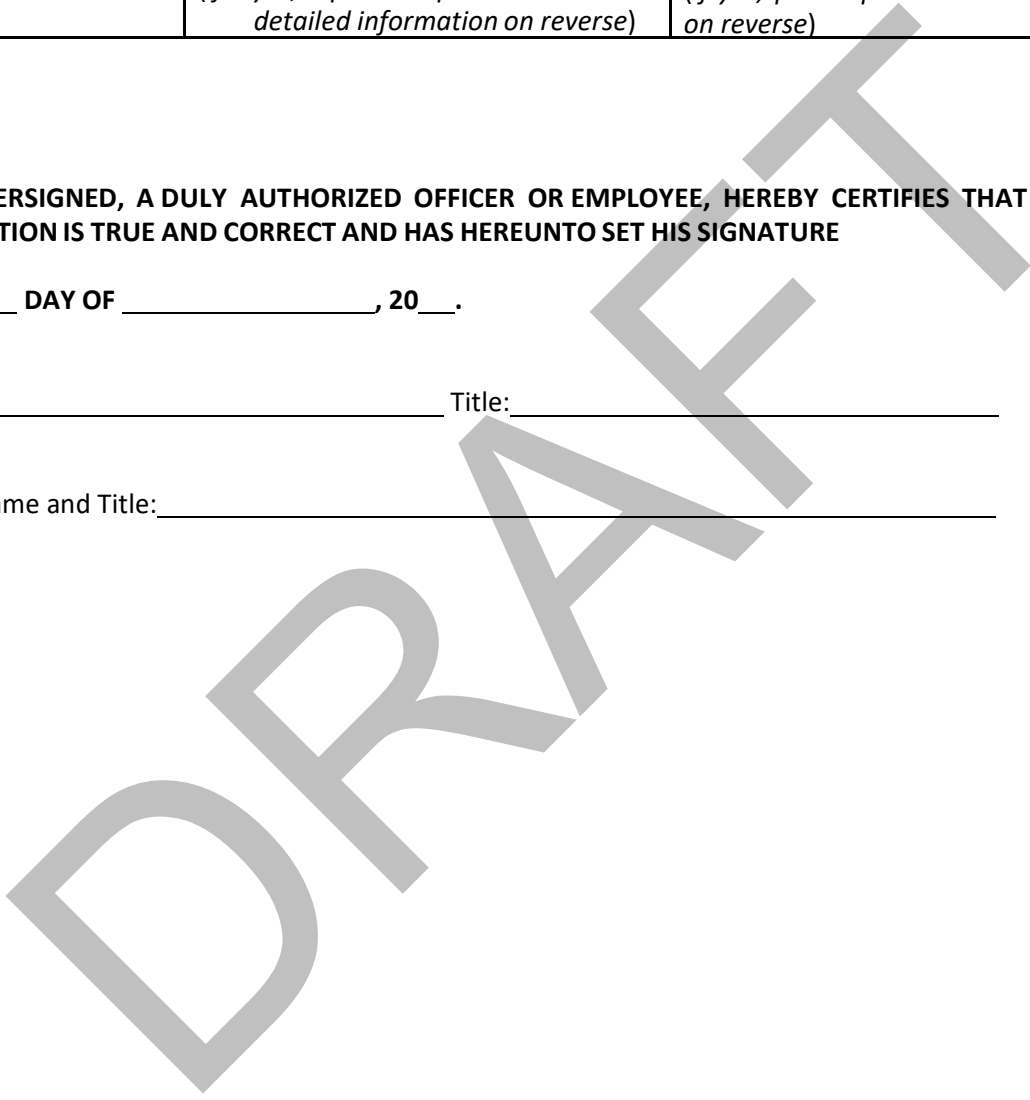
| | | |
|--|---|--|
| Present Amount of Bonding Coverage (\$): | Has your application for surety bond ever been declined? <input type="checkbox"/> Yes <input type="checkbox"/> No <i>(If yes, please provide detailed information on reverse)</i> | During the past 2 years, have you been charged with a failure to meet the claims of your subcontractors or suppliers? <input type="checkbox"/> Yes <input type="checkbox"/> No <i>(If yes, please provide detailed information on reverse)</i> |
|--|---|--|

THE UNDERSIGNED, A DULY AUTHORIZED OFFICER OR EMPLOYEE, HEREBY CERTIFIES THAT THE ABOVE INFORMATION IS TRUE AND CORRECT AND HAS HEREUNTO SET HIS SIGNATURE

THIS _____ DAY OF _____, 20__.

By: _____ Title: _____

Printed Name and Title: _____



NON-COLLUSION AFFIDAVIT

The undersigned being first duly sworn as provided by law, deposes and says:

- 1. This Affidavit is made with the knowledge and intent that it is to be filed with Leon County Government, Leon County, Florida and that it will be relied upon by said County, in any consideration which may give to and any action it may take with respect to this Proposal.
- 2. The undersigned is authorized to make this Affidavit on behalf of,

(Name of Corporation, Partnership, Individual, etc.)

a _____, formed under the laws of _____
(Type of Business) (State or Province)

of which he/she is _____.
(Sole Owner, partner, president, etc.)

- 3. Neither the undersigned nor any other person, firm or corporation named in above Paragraph 2, nor anyone else to the knowledge of the undersigned, have themselves solicited or employed anyone else to solicit favorable action for this Proposal by the County, also that no head of any department or employee therein, or any officer of Leon County, Florida is directly interested therein.
- 4. This Proposal is genuine and not collusive or a sham; the person, firm or corporation named above in Paragraph 2 has not colluded, conspired, connived or agreed directly or indirectly with any bidder or person, firm or corporation, to put in a sham Proposal, or that such other person, firm or corporation, shall refrain from bidding, and has not in any manner, directly or indirectly, sought by agreement or collusion, or communication or conference with any person, firm or corporation, to fix the prices of said proposal or proposals of any other bidder; and all statements contained in the proposal or proposals described above are true; and further, neither the undersigned, nor the person, firm or corporation named above in Paragraph 3, has directly or indirectly submitted said proposal or the contents thereof, or divulged information or data relative thereto, to any association or to any member or agent thereof.

AFFIANT'S NAME

AFFIANT'S TITLE

TAKEN, SWORN AND SUBSCRIBED TO BEFORE ME this ____ Day of _____, 20__.

Personally Known _____ Or Produced Identification

Type of Identification

NOTARY PUBLIC
(Print, Type or Stamp Commissioned Name of Notary Public)

My Commission Expires: _____

INSURANCE CERTIFICATION FORM

To indicate that Bidder/Respondent understands and is able to comply with the required insurance, as stated in the bid/RFP document, Bidder/Respondent shall submit this insurances sign-off form, signed by the company Risk Manager or authorized manager with risk authority.

A. Is/are the insurer(s) to be used for all required insurance (except Workers- Compensation) listed by Best with a rating of no less than A:VII?

YES NO

Commercial General Liability:

Indicate Best Rating: _____

Indicate Best Financial Classification: _____

Business Auto:

Indicate Best Rating: _____

Indicate Best Financial Classification: _____

Professional Liability:

Indicate Best Rating: _____

Indicate Best Financial Classification: _____

1. Is the insurer to be used for Workers- Compensation insurance listed by Best with a rating of no less than A:VII?

YES NO

Indicate Best Rating: _____

Indicate Best Financial Classification: _____

If answer is NO, provide name and address of insurer:

2. Is the Respondent able to obtain insurance in the following limits (next page) as required for the services agreement?

YES NO

Insurance will be placed with Florida admitted insurers unless otherwise accepted by Leon County. Insurers will have A.M. Best ratings of no less than A:VII unless otherwise accepted by Leon County.

Required Coverage and Limits

The required types and limits of coverage for this bid/request for proposals are contained within the solicitation package. Be sure to carefully review and ascertain that bidder/proposer either has coverage or will place coverage at these or higher levels.

Required Policy Endorsements and Documentation

Certificate of Insurance will be provided evidencing placement of each insurance policy responding to requirements of the contract.

Deductibles and Self-Insured Retentions

Any deductibles or self-insured retentions must be declared to and approved by the County. At the option of the County, either: the insurer shall reduce or eliminate such deductibles or self-insured retentions as respects the County, its officers, officials, employees and volunteers; or the Contractor shall procure a bond guaranteeing payment of losses and related investigations, claim administration and defense expenses.

Endorsements to insurance policies will be provided as follows:

Additional insured (Leon County, Florida, its Officers, employees and volunteers) - General Liability & Automobile Liability

Primary and not contributing coverage- General Liability & Automobile Liability

Waiver of Subrogation (Leon County, Florida, its officers, employees and volunteers)- General Liability, Automobile Liability, Workers- Compensation and Employer's Liability

Thirty days advance written notice of cancellation to County - General Liability, Automobile Liability, Worker's Compensation & Employer's Liability.

Professional Liability Policy Declaration sheet as well as claims procedures for each applicable policy to be provided

Please mark the appropriate box:

Coverage is in place Coverage will be placed, without exception

The undersigned declares under penalty of perjury that all of the above insurer information is true and correct.

Name _____
Typed or Printed

Signature _____

Date _____

Title _____
(Company Risk Manager or Manager with Risk Authority)

**CERTIFICATION REGARDING DEBARMENT, SUSPENSION, And OTHER
RESPONSIBILITY MATTERS PRIMARY COVERED TRANSACTIONS**

- 1) The prospective primary participant certifies to the best of its knowledge and belief, that it and its principals:
 - a) Are not presently debarred, suspended, proposed for debarment, declared ineligible, or voluntarily excluded from covered transactions by any Federal department or agency;
 - b) Have not within a three-year period preceding this been convicted of or had a civil judgement rendered against them for commission of fraud or a criminal offense in connection with obtaining, attempting to obtain, or performing a public (Federal, State or local) transaction or contract under a public transaction; violation of Federal or State antitrust statues or commission of embezzlement, theft, forgery, bribery, falsification or destruction of records, making false statements, or receiving stolen property;
 - c) Are not presently indicted for or otherwise criminally or civilly charged by a governmental entity (Federal, State or local) with commission of any of these offenses enumerated in paragraph (1)(b) of this certification; and
 - d) Have not within a three-year period preceding this application/proposal had one or more public transactions (Federal, State or local) terminated for cause or default.
- 2) Where the prospective primary participant is unable to certify to any of the statements in this certification, such prospective participant shall attach an explanation to this proposal.
- 3) No subcontract will be issued for this project to any party which is debarred or suspended from eligibility to receive federally funded contracts.

Signature

Title

Contractor/Firm

Address

Employment Eligibility Verification

1. Contractor agrees that it will enroll and participate in the federal E-Verify Program for Employment Verification under the terms provided in the “Memorandum of Understanding” governing the program. Contractor further agrees to provide to the County, within thirty days of the effective date of this contract/amendment/extension, documentation of such enrollment in the form of a copy of the E-Verify “‘Edit Company Profile’ screen”, which contains proof of enrollment in the E-Verify Program (this page can be accessed from the “Edit Company Profile” link on the left navigation menu of the E-Verify employer’s homepage).
2. Contractor further agrees that it will require each subcontractor that performs work under this contract to enroll and participate in the E-Verify Program within sixty days of the effective date of this contract/amendment/extension or within sixty days of the effective date of the contract between the Contractor and the subcontractor, whichever is later. The Contractor shall obtain from the subcontractor(s) a copy of the “Edit Company Profile” screen indicating enrollment in the E-Verify Program and make such record(s) available to the Agency upon request.
3. Contractor will utilize the U.S. Department of Homeland Security’s E-Verify system to verify the employment eligibility of: (a) all persons employed during the term of the Agreement by Contractor to perform employment duties within Florida; and (b) all persons (including subcontractors) assigned by Contractor to perform work pursuant to the Agreement.
 - a. Contractor must use E-Verify to initiate verification of employment eligibility for all persons employed during the term of the Agreement by Contractor to perform employment duties within Florida within 3 business days after the date of hire.
 - b. Contractor must initiate verification of each person (including subcontractors) assigned by Contractor to perform work pursuant to the Agreement within 60 calendar days after the date of execution of this contract or within 30 days after assignment to perform work pursuant to the Agreement, whichever is later.
4. Contractor further agrees to maintain records of its participation and compliance with the provisions of the E-Verify program, including participation by its subcontractors as provided above, and to make such records available to the County or other authorized state entity consistent with the terms of the Memorandum of Understanding.
5. Compliance with the terms of this Employment Eligibility Verification provision is made an express condition of this contract and the County may treat a failure to comply as a material breach of the contract.

Signature

Date

NO PENDING LITIGATION
AFFIDAVIT

STATE OF FLORIDA
COUNTY OF LEON

Sworn to (or affirmed) before me by means of ___ physical presence or ___ online notarization, the undersigned authority
_____ (name of person, "the Affiant"), for
_____ (name of company, the "Contractor") who being duly sworn,
under oath, deposed and says:

1. Affiant is the _____ (position held by Affiant) of
_____ (the "Contractor").
2. The Contractor does not have any pending civil or administrative action against the Contractor brought by any federal or state governmental entity, as defined in 18 USC § 2711 (4) and by Florida Statutes, including any county, municipality, special district, school district, utility authority or other authority.
3. Contractor is not currently engaged in any dispute or controversy (with the threat of civil or administrative action) with any federal or state governmental entity related to or arising out of allegations of Contractor's breach of contract.
4. The Contractor has consulted with all subcontractors anticipated to be utilized in this project to determine if they are in compliance with the above requirements.
5. Affiant further states that he/she is familiar with the nature of an oath and with the penalties as provided by the laws of the State of Florida for falsely swearing to statements made in an instrument of this nature. Affiant further certifies that he/she has read, or has heard read to them, the full facts of this Affidavit and understand its context.

(Name of Contractor/Company)

By: _____
(Individually, and on behalf of Contractor)

Sworn to and subscribed before me this ___ day of _____, 20___.

Personally known _____

Signature of Notary

OR
Produced identification _____

My commission expires: _____

(Type of identification)

Printed, typed, or stamped commissioned name of notary



DO NOT SEND TO
IRS - SUBMIT
FORM TO
REQUESTING
AGENCY

FCD 04/2016

MAIL COMPLETED FORM AND DOCUMENTS TO:

CLERK OF CIRCUIT COURT & COMPTROLLER LEON COUNTY 301 S. Monroe Street #100 Tallahassee FL32301

PLEASE REFER TO FORM W9 INSTRUCTIONS FOR MORE INFORMATION

PART I: VENDOR INFORMATION

| | | | |
|--|--|--|--|
| 1. Legal Business Name: (As it appears on the IRS Income Tax return IRS EIN records, CP575, 147C - or - Social Security Administration records, Social Security Card, certified Form SSA7028) | 2. If you use a DBA/Trade Name, please list below: | | |
| 3. Entity Type (Check only one), <table style="width:100%; border: none;"> <tr> <td style="width:50%; border: none;"> Individual / Sole Proprietor or single-member LLC C Corporation S Corporation Partnership Trust/estate </td> <td style="width:50%; border: none;"> Government (Local, State, Federal) Tax-Exempt organization under IRC Section 501 C _____ Limited liability company. Enter tax classification (C=Corporation, S=S corporation, P=partnership) </td> </tr> </table> | | Individual / Sole Proprietor or single-member LLC C Corporation S Corporation Partnership Trust/estate | Government (Local, State, Federal) Tax-Exempt organization under IRC Section 501 C _____ Limited liability company. Enter tax classification (C=Corporation, S=S corporation, P=partnership) |
| Individual / Sole Proprietor or single-member LLC C Corporation S Corporation Partnership Trust/estate | Government (Local, State, Federal) Tax-Exempt organization under IRC Section 501 C _____ Limited liability company. Enter tax classification (C=Corporation, S=S corporation, P=partnership) | | |
| 4. 1099 Reporting: Services provided to the Board of County Commissioners Leon County by vendor, if not applicable skip: <table style="width:100%; border: none;"> <tr> <td style="width:50%; border: none;"> Health care or medical service Legal or attorney services Rental of Real Property </td> <td style="width:50%; border: none;"> Royalties Other _____ </td> </tr> </table> | | Health care or medical service Legal or attorney services Rental of Real Property | Royalties Other _____ |
| Health care or medical service Legal or attorney services Rental of Real Property | Royalties Other _____ | | |

PART II: TAXPAYER IDENTIFICATION NUMBER (TIN) & TAXPAYER IDENTIFICATION TYPE

| | | |
|--|---------------------------|---|
| 1. Enter your TIN here (DO NOT USE DASHES) | | |
| 2. Taxpayer Identification Type (check appropriate box): | | |
| Employer ID No. (EIN) | Social Security No. (SSN) | N/A (Non United States Business Entity) |

PART III: ADDRESS

| | |
|---|--|
| 1. Address: Address Line #1 Address Line #2 Address Line #3 City State Zip + 4 Code | 2. Remittance Address, IF DIFFERENT: Address Line #1 Address Line #2 Address Line #3 City State Zip + 4 Code |
|---|--|

PART IV: CERTIFICATION

Under penalties of perjury, I certify that:

- The number shown on this form is my correct tax payer identification number (or I am waiting for a number to be issued to me), **AND**
- I am not subject to backup withholding because: (a) I am exempt from backup withholding, or (b) I have **not** been notified by the Internal Revenue Service (IRS) that I am subject to backup withholding as a result of a failure to report all interest or dividends, or (c) the IRS has notified me that I am no longer subject to backup withholding, **AND**
- I am a U.S. Citizen or other U.S. person.

The Internal Revenue Service does not require your consent to any provision of this document other than the certifications required to avoid backup withholding

| | | |
|--------------------|---------------------|-------------------------|
| Printed Name _____ | Printed Title _____ | Telephone Number _____ |
| Signature _____ | Email _____ | Date (mm/dd/yyyy) _____ |

PART V: DIRECT DEPOSIT (ACH) This is the County's preferred payment method

Warning: The Board of County Commissioners Leon County will not process International ACH Transactions (IAT). If any payment to you from the County will ever result in an IAT under National Automated Clearing House Association (NACHA) operating rules or if you are not sure if the rules apply to you DO NOT FILL OUT THIS SECTION OF THE FORM. Please provide a copy of a voided check or letter from bank confirming information indicated above.

Include a voided check or letter from financial institution if requesting ACH payments

| | | | |
|--|------------------------|-----------------|----------------|
| | Type of Account | Checking | Savings |
|--|------------------------|-----------------|----------------|

I acknowledge the IAT warning and authorize the Board of County Commissioners Leon County to initiate direct deposit of funds to the account and financial institution indicated, and to recover funds deposited in error if necessary in compliance with NACHA regulations.

| | |
|-----------------|--------------------|
| Signature _____ | Printed Name _____ |
|-----------------|--------------------|

PART VI: OFFICE USE ONLY

| | |
|---|---|
| OFFICIAL / POC USE ONLY BUSINESS UNIT DATE (mm/dd/yyyy) PHONE NO. POC (Print name) POC Initials | CLERK OF COURT FINANCE DEPARTMENT USE ONLY |
|---|---|

Instructions for Completing this Form

This form substitutes for the IRS W-9 form. Complete this form if you will receive payment from the Board of County Commissioners Leon County for goods and services. To comply with the Internal Revenue Service (IRS) regulations regarding 1099 reporting, the Board of County Commissioners Leon County is required to collect the following information to be completed on the Substitute W-9 form. The information collected on this form will allow the Board of County Commissioners Leon County to confirm that our records contain the official name of your business, the Tax Identification Number (TIN) that the IRS has on file for your business and business type.

Check the appropriate box(s) that this form is to be utilized and fill in the corresponding section(s) indicated next to the box(s) checked.

PART I: VENDOR INFORMATION

1. **Legal Business Name** Enter the legal name as registered with the IRS or Social Security Administration.
2. **DBA/Trade Name** Individuals leave blank. Sole Proprietorships: Enter DBA (doing business as) name. All Others: Complete only if business name is different than Legal Name.
3. **Entity Type** Check ONE box which describes business entity.
4. **1099 Reporting** Check the appropriate box that applies to the type of services being provided to the Board of County Commissioners Leon County. If the type of service is not specifically stated, then leave blank.

PART II: TAXPAYER IDENTIFICATION NUMBER (TIN) & TAXPAYER IDENTIFICATION TYPE

1. **Taxpayer Identification Number** Enter TIN with no dashes in the boxes provided
 - a. TIN is always a 9-digit number. Provide the Social Security Number (SSN) assigned by the Social Security Administration (SSA) or the Federal Employer Identification Number (FEIN) assigned to the business or other entity by the Internal Revenue Service (IRS).
2. **TIN Identification Type** Mark the appropriate box for the TIN provided above.

PART III: ADDRESS

1. **Address** Where correspondence, payment(s), purchase order(s) or 1099s should be sent.
2. **Remittance Address** If different than Address
3. **Zip Code and Phone Number** The 5 + 4 code will be required to be entered for all zip codes. If the last 4 digits are unknown, then 4 zeros (0) can be entered. Do not enter the "-" as part of the zip code. When entering the phone number, only enter the 10 digit number. Do not enter the "(" or "-" as part of the phone number.

PART IV: CERTIFICATION

By signing this document you are certifying that all information provided is accurate and complete. The person signing this document should be the partner in the partnership, an officer of the corporation, the individual or sole proprietor noted under legal name above, or the government official for which the vendor account is established.

Identifying information is required of the person signing the form.

PART V: DIRECT DEPOSIT (ACH) We request that you elect to receive payments from the Board of County Commissioners Leon County through Automated Clearing House (ACH) direct deposit. Please provide a copy of a voided check or letter from financial institution with the banking information. Without one of the two items, ACH information WILL NOT be entered and you will need to resend the requested documents. Select the type of account being provided.

I Acknowledge Print name and sign to acknowledge the IAT warning and to authorize the Board of County Commissioners Leon County to initiate direct deposit of funds to your financial institution provided.

Privacy Act Notice Section 6109 of the Internal Revenue Code requires you to furnish your correct TIN to persons who must file information returns with the Internal Revenue Service.

AGREEMENT

THIS AGREEMENT, by and between LEON COUNTY, FLORIDA, a charter county and a political subdivision of the State of Florida, hereinafter referred to as the ("County"), and XXXXXXXXXXALL CAPS, hereinafter referred to as the ("Contractor"), both collectively referred to as (the "Parties") is entered into as of the date of last signature below. For good and valuable consideration, the receipt and sufficiency of which are hereby acknowledged, the Parties agree as follows:

1. SERVICES TO BE PROVIDED

The Contractor agrees to provide to the County the following services related to Apalachee Regional Park Entrance and Other Miscellaneous Improvements Project in accordance with: 1) Bid# BC-03-25-21-17, which is attached hereto and incorporated herein as Exhibit A; and 2) the Contractor's bid submission, attached hereto and incorporated herein as Exhibit B. If any provision contained in this Agreement conflicts with any provision in Exhibit A or Exhibit B, the provision contained in this Agreement shall govern and control.

2. WORK

Contractor understands that no amount of work is guaranteed to it nor is the County under any obligation to utilize the services of the Contractor in those instances where the work to be performed can be done by County personnel or under separate contract. Any work to be performed shall be upon the written request of the County Administrator or his designee, which request shall set forth the commencement date of such work and the time within which such work shall be completed.

The performance of Leon County of any of its obligations under this Agreement shall be subject to and contingent upon the availability of funds lawfully expendable for the purposes of this Agreement for the current and any future periods provided for within the bid specifications.

In their discretion, the Parties may negotiate for any related products or services not specifically addressed herein, provided that this Agreement does not create any enforceable obligations regarding such products and services.

3. TIME AND LIQUIDATED DAMAGES

The work to be performed under this Agreement shall be commenced within fifteen (15) days of the Notice to Proceed. All work to be performed under this Agreement shall be completed within ninety (90) calendar days of the Notice to Proceed. If the work to be performed under this Agreement is not completed within the time set forth above, or within such extra time as may be granted by the County, the Contractor shall be deemed to be in default. For each day the Contractor is in default, the Contractor or its Surety shall pay to the County, not as a penalty, but as liquidated damages, in an amount of \$3,000 per day.

Permitting the Contractor to continue and finish the work or any part of it after the expiration of this Agreement time allowed, including extensions, if any, shall in no way act as a waiver on the part of the County of the liquidated damages due under this Agreement.

4. TIME OF THE ESSENCE

Unless the initial term is extended as provided in this Agreement or as may otherwise be agreed by the Parties in writing, all duties, obligations, and responsibilities of the Contractor required by this Agreement shall be completed no later than ninety (90) days after the Notice to Proceed. Time is of the essence in performing the duties, obligations, and responsibilities required by this Agreement.

5. CONTRACT SUM

The Contractor agrees that for the performance of the Services as outlined in Section 1 above, it shall be remunerated

by the County according to the unit prices contained in the Contractor’s bid proposal, Exhibit B, which is attached hereto.

6. PAYMENTS

The County shall make payments to the Contractor within forty-five (45) days of submission and approval of invoice for services.

7. PROMPT PAYMENT INFORMATION REQUIREMENTS AND NOTICES

A. The County Project Manager is:

Name:
Street Address:
City, State, Zip Code:
Telephone:
E-mail:

B. The Contractor’s Project Manager is:

Name:
Street Address:
City, State, Zip Code:
Telephone:
E-mail:

C. Notices to the Contractor are to be submitted to:

Name:
Street Address:
City, State, Zip Code:
Telephone:
E-mail:

D. Payment requests ___ will ___ will not be subject to review by an agent. If yes, the agent is:

Name:
Street Address:
City, State, Zip Code:
Telephone:
E-mail:

E. Payment requests are to be submitted to:

Name:
Street Address:
City, State, Zip Code:
Telephone:
E-mail:

F. Proper form for a payment request for this Agreement is:

A numbered invoice document with date of invoice; reference of the County purchase order number; itemized listing of all goods and services being billed with unit prices and extended pricing; vendor’s name, address, billing contact person information, and Federal tax identification number. The invoice must be properly addressed to the Division listed on the County purchase order and delivered to that address. Delivery to another County address will void the invoice.

- G. Payment Dispute Resolution: Section 14.1 of the Leon County Purchasing Policy details the policy and procedures for payment disputes under the Agreement.

8. DISPUTES/REMEDIES

- A. All disputes arising under or relating to this Agreement shall be resolved in accordance with this Section, except for disputes related to payments and payment disputes, which shall be addressed and resolved in accordance with Leon County Policy 96-1, as amended.
- B. The Parties shall attempt to resolve all disputes that arise under this Agreement in good faith and in accordance with the following procedure:
- 1) The aggrieved Party shall give written notice to the other Party setting forth the nature of the dispute, date of occurrence (if known), and proposed equitable resolution.
 - 2) Representatives of both Parties shall meet at the earliest opportunity to discuss and resolve the dispute. If the dispute is resolved to the mutual satisfaction of both, they shall report their decision to the Parties in writing.
 - 3) If those representatives are unable to reconcile the dispute, they shall report their impasse to the appropriate County Director and the Contractor's designee, who, at their earliest opportunity, shall meet and attempt to reconcile the dispute.
 - 4) Should the Director and the Contractor's designee fail to resolve the dispute, they shall report their impasse to the County Administrator, or authorized representative, and the Contractor's designee, who, at their earliest opportunity, shall review and attempt to resolve the dispute.
 - 5) If the County Administrator and the Contractor's designee are not able to amicably resolve the dispute within fifteen (15) business days after the impasse is reported to them, then either Party can pursue whatever forms of relief that may be available to it under this Agreement, at law, or in equity.

9. STATUS

The Contractor at all times relevant to this Agreement shall be an independent contractor and in no event shall the Contractor nor any employees or sub-contractors under it be considered to be employees of the County.

10. INSURANCE

Contractor shall, at its sole expense, procure and maintain for the duration of this Agreement insurance against claims for injuries to persons or damages to property which may arise from or in connection with the performance of the work hereunder by the Contractor, its agents, representatives, employees or subcontractors. The cost of such insurance shall be included in the Contractor's bid.

- A. Minimum Limits of Insurance. Contractor shall maintain limits no less than:
- 1) General Liability: \$1,000,000 combined single limit for bodily injury and property damage per occurrence with a \$2,000,000 annual aggregate. Completed operations coverage will be provided for a period of three (3) years beyond termination and/or completion of the project. Coverage must include bodily injury and property damage, including Premise/Operations: a per location aggregate, Broad Form Contractual liability; Broad Form Property Damage; Fire Legal liability; Independent Contractors coverage; Cross Liability & Severability of Interest Clauses; and Personal Injury, and coverage for explosion, collapse, and underground (X, C, U).
 - 2) Automobile Liability: \$1,000,000 combined single limit per accident for bodily injury and property damage. (Non-owned, Hired Car).
 - 3) Workers' Compensation and Employers Liability: Insurance covering all employees meeting Statutory Limits in compliance with the applicable state and federal laws and Employer's Liability with a limit of \$500,000 per accident, \$500,000 disease policy limit, \$500,000 disease each employee. Waiver of Subrogation in lieu of Additional Insured is required.

B. Deductibles and Self-Insured Retentions

Any deductibles or self-insured retentions must be declared to and approved by the County. At the option of the County, either: the insurer shall reduce or eliminate such deductibles or self-insured retentions as respects the County, its officers, officials, employees and volunteers; or the Contractor shall procure a bond guaranteeing payment of losses and related investigations, claim administration, and defense expenses.

C. Other Insurance Provisions

The policies are to contain, or be endorsed to contain, the following provisions:

1) General Liability and Automobile Liability Coverages (County is to be named as Additional Insured).

- a. The County, its officers, officials, employees and volunteers are to be covered as insureds as respects: liability arising out of activities performed by or on behalf of the Contractor, including the insured's general supervision of the Contractor; products and completed operations of the Contractor; premises owned, occupied or used by the Contractor; or automobiles owned, leased, hired or borrowed by the Contractor. The coverage shall contain no special limitations on the scope of protections afforded the County, its officers, officials, employees or volunteers.
- b. The Contractor's insurance coverage shall be primary insurance as respects the County, its officers, officials, employees and volunteers. Any insurance of self-insurance maintained by the County, its officers, officials, employees, or volunteers shall be in excess of the Contractor's insurance and shall not contribute with it.
- c. Any failure to comply with reporting provisions of the policies shall not affect coverage provided to the County, its officers, officials, employees, or volunteers.
- d. The Contractor's insurance shall apply separately to each insured against whom claims are made or suit is brought, except with respect to the limits of the insurer's liability.

2) All Coverages

Each insurance policy required by this clause shall be endorsed to state that coverage shall not be suspended, voided, canceled by either party, reduced in coverage or in limits except after thirty (30) days' prior written notice by certified mail, return receipt requested, has been given to the County.

D. Acceptability of Insurers. Insurance is to be placed with insurers with a Best's rating of no less than A:VII.

E. Verification of Coverage. Contractor shall furnish the County with certificates of insurance and with original endorsements effecting coverage required by this clause. The certificates and endorsements for each insurance policy are to be signed by a person authorized by that insurer to bind coverage on its behalf. All certificates and endorsements are to be received and approved by the County before work commences. The County reserves the right to require complete, certified copies of all required insurance policies at any time.

F. Subcontractors. Contractors shall include all subcontractors as insureds under its policies or shall furnish separate certificates and endorsements for each subcontractor. All coverages for subcontractors shall be subject to all the requirements stated herein.

11. PERMITS

The Contractor shall obtain all necessary permits as required by law to lawfully perform the obligations under this Agreement.

12. LICENSES & REGISTRATIONS

The Contractor shall be responsible for obtaining and maintaining any licenses, certifications, and/or registrations required pursuant to the laws of Leon County, the City of Tallahassee, or the State of Florida, or any other applicable state or federal law. Should the Contractor, by reason of revocation, failure to renew, or any other reason, fail to maintain its license, certification, and/or registration necessary to operate, the Contractor shall be in default of this Agreement as of the date such license, certification, and/or registration is lost.

The Contractor shall be registered to do business with the Florida Department of State prior to execution of this Agreement unless Contractor provides written verification of its exempt status. See applicable sections of Title XXXVI, Business Organizations, Chapters 605 through 623, F.S.).

13. WARRANTY OF PERFORMANCE

A. Warranty

The Contractor represents and warrants that it possesses the knowledge, skill, experience, and financial capability required to perform and provide all services under this Agreement and that each person and entity that will provide the services is duly qualified to perform such services by all appropriate governmental authorities, where required, and is sufficiently experienced and skilled in the area(s) for which such person or entity will render such services. The Contractor represents and warrants that the services shall be performed in a skillful and respectful manner, and that the quality of all such services shall equal or exceed prevailing industry standards for the provision of such services.

B. Breach of Warranty

In entering into this Agreement, the Contractor acknowledges that the County is materially relying on the warranties stated in this paragraph. The County shall be entitled to recover any damages it incurs to the extent any such warranty is untrue. In addition, if any such warranty is false, the County shall have the right, at its sole discretion, to terminate this Agreement without any further liability to the County, to deduct from any amounts due Contractor under this Agreement the full amount of any value paid in violation of a warranty, and to recover all sums paid to Contractor under this Agreement.

14. ASSIGNMENTS

This Agreement shall not be assigned or sublet in whole or in part without the written consent of the County nor shall the Contractor assign any monies due or to become due to it hereunder without the previous written consent of the County.

15. PAYMENT AND PERFORMANCE BOND

A Payment and Performance Bond in the amount of 100% of the estimated project cost shall be supplied by the Contractor at the time of Agreement execution. Also, a Payment and Material Bond for the Agreement amount shall be supplied by the Contractor at the same time.

Payment and Performance and Material Bonds shall provide that, in the event of non-performance on the part of the Contractor the bond can be presented for honor and acceptance at an authorized representative or institution located in Tallahassee, Florida. The Payment and Performance Bond shall be in the following form:

PUBLIC CONSTRUCTION BOND
Bond No.(enter bond number)

BY THIS BOND, We _____, as Principal and _____ a corporation, as Surety, are bound to _____, herein called Owner, in the sum of \$ _____, for payment of which we bind ourselves, our heirs, personal representatives, successors, and assigns, jointly and severally.

THE CONDITION OF THIS BOND is that if Principal:

1. Performs the Agreement dated _____, between Principal and Owner for construction of _____, the Agreement being made a party of this bond by reference, at the time and in the manner prescribed in the contract; and
2. Promptly makes payments to all claimants, as defined in Section 255.05(1), Florida Statutes, supplying Principal with labor, materials, or supplies, used directly or indirectly by Principal in the prosecution of the work provided for in the Agreement; and
3. Pays Owner all losses, damages, expenses, costs, and attorney's fees, including appellate proceedings, that Owner sustains because of a default by Principal under the contract; and
4. Performs the guarantee of all work and materials furnished under the Agreement for the time specified in the Agreement, then this bond is void; otherwise it remains in full force.

Any action instituted by a claimant under this bond for payment must be in accordance with the notice and time limitation provisions in Section 255.05(2), Florida Statutes.

Any changes in or under the Agreement documents and compliance or noncompliance with any formalities connected with the Agreement or the changes does not affect Surety's obligation under this bond.

DATED on this the _____ day of _____, 20__.

(Name of Principal)

By:

(As Attorney-In-Fact)

(Name of Surety)

Payment bonds executed as a result of the requirements herein by a surety shall make reference to Section 255.05, Florida Statutes, by number and shall contain reference to the notice and time limitation provisions in Section 255.05, Florida Statutes.

16. INDEMNIFICATION

The Contractor shall indemnify and hold harmless the County, its officials, officers and employees from and against all claims, liabilities, damages, losses, costs, including, but not limited to, reasonable attorneys' fees, or suits of any nature whatsoever arising out of, because of, or due to any acts or omissions of the Contractor, its delegates, employees and agents arising out of or under this Agreement.

The County may, at its sole option, defend itself or require the Contractor to provide the defense. The Contractor acknowledges that the sum of ten dollars (\$10.00) of the amount paid to the Contractor, and the premises and covenants herein, constitute sufficient consideration for the Contractor's indemnification of the County, its officials, officers and employees.

It is understood that the Contractor's responsibility to indemnify and defend the County, its officials, officers and employees is limited to the Contractor's proportionate share of liability caused by the negligent acts or omissions of the Contractor, its delegates, agents, or employees.

17. MINORITY BUSINESS ENTERPRISE (M/WBE) PARTICIPATION

The Contractor shall meet or exceed the M/WBE participation levels stated in the Contractor's M/WBE Participation Statement included as part of the Contractor's response for this project, see Exhibit B, attached hereto and made a part hereof.

The Contractor shall provide a monthly report to the Leon County Minority, Women and Small Business Enterprise Division in a format and manner prescribed by the Division. The report shall, at a minimum, indicate the business name

of each certified Minority Business Enterprise or Women Business Enterprise sub-contractor utilized, the amount paid, the type of work performed, the appropriate invoice date, and the payment date to the Division.

Should Contractor's sub-contractor utilization fall below the level required in this Agreement or should Contractor substitute MWBE sub-contractors without prior written approval of the Division, the Contractor may be in breach of the Agreement. Contractors found in breach of their Agreement with the County may be suspended from bidding on and/or participation in any future County projects for up to three (3) years as provided in the Purchasing Policy 96-1.

Any change in the subcontractor utilization as listed on the participation plan (Exhibit B), must be approved by the MWSBE Division. Should the Contractor determine that the MWBE named in their participation plan submittal is unavailable or cannot perform the work, the Contractor shall request a change order. Such change order must be submitted to the MWSBE Division in writing at 315 S. Calhoun Street, Suite 450, Tallahassee, Florida 32301 or by email to Darryl Jones, Deputy Director at DJones@oevforbusiness.org, LaTanya Raffington at lraffington@oevforbusiness.org, or Shanea Wilks at swilks@oevforbusiness.org.

18. AUDITS, RECORDS, AND RECORDS RETENTION

The Contractor agrees:

- A. To establish and maintain books, records, and documents (including electronic storage media) in accordance with generally accepted accounting procedures and practices, which sufficiently and properly reflect all revenues and expenditures of funds provided by the County under this Agreement.
- B. To retain all client records, financial records, supporting documents, statistical records, and any other documents (including electronic storage media) pertinent to this Agreement for a period of five (5) years after termination of the Agreement, or if an audit has been initiated and audit findings have not been resolved at the end of five (5) years, the records shall be retained until resolution of the audit findings or any litigation which may be based on the terms of this Agreement.
- C. Upon completion or termination of this Agreement and at the request of the County, the Contractor will cooperate with the County to facilitate the duplication and transfer of any said records or documents during the required retention period as specified in paragraph B above.
- D. To assure that these records shall be subject at all reasonable times to inspection, review, or audit by Federal, state, or other personnel duly authorized by the County.
- E. Persons duly authorized by the County and Federal auditors, pursuant to 45 CFR, Part 92.36(l)(10), shall have full access to and the right to examine this Agreement and related records and documents, regardless of the form in which kept, at all reasonable times for as long as records are retained.
- F. To include these aforementioned audit and record keeping requirements in all approved subcontracts and assignments.

IF THE CONTRACTOR HAS QUESTIONS REGARDING THE APPLICATION OF CHAPTER 119, FLORIDA STATUTES, TO THE CONTRACTOR'S DUTY TO PROVIDE PUBLIC RECORDS RELATING TO THIS AGREEMENT, CONTACT THE CUSTODIAN OF PUBLIC RECORDS AT:

**LEON COUNTY PURCHASING DIVISION
ATTN: SHELLY KELLEY, PURCHASING DIRECTOR
1800-3 N. BLAIRSTONE ROAD
TALLAHASSEE, FLORIDA 32308
PHONE: 850-606-1600**

EMAIL: KELLEYS@LEONCOUNTYFL.GOV**19. MONITORING**

To permit persons duly authorized by the County to inspect any records, papers, documents, facilities, goods, and services of the Contractor which are relevant to this Agreement and interview any clients and employees of the provider to assure the County of satisfactory performance of the terms and conditions of this Agreement.

Following such evaluation, the County will deliver to the Contractor a written report of its findings and will include written recommendations with regard to the Contractor's performance of the terms and conditions of this Agreement. The Contractor will correct all noted deficiencies identified by the County within the specified period of time set forth in the recommendations. The Contractor's failure to correct noted deficiencies may, at the sole and exclusive discretion of the County, result in any one or any combination of the following: (1) the Contractor being deemed in breach or default of this Agreement; (2) the withholding of payments to the Contractor by the County; and (3) the termination of this Agreement for cause.

20. TERMINATION

Leon County may terminate this Agreement without cause by giving the Contractor thirty (30) days written notice of termination. Either party may terminate this Agreement for cause by giving the other party hereto thirty (30) days written notice of termination. The County shall not be required to give Contractor such thirty (30) day written notice if, in the opinion of the County, the Contractor is unable to perform its obligations hereunder or, in the County's opinion, the services being provided are not satisfactory. In such case, the County may immediately terminate the Agreement effective upon mailing a notice of termination to the Contractor.

21. PUBLIC ENTITY CRIMES STATEMENT

In accordance with Section 287.133, Florida Statutes, Contractor hereby certifies that to the best of its knowledge and belief neither Contractor nor its affiliates has been convicted of a public entity crime. Contractor and its affiliates shall provide the County with a completed public entity crime statement form no later than January 15 of each year this Agreement is in effect. Violation of this section by the Contractor shall be grounds for termination of this Agreement by the County.

22. UNAUTHORIZED ALIEN(S)

The Contractor agrees that unauthorized aliens shall not be employed nor utilized in the performance of the requirements of this Agreement. The County shall consider the employment or utilization of unauthorized aliens a violation of Section 274A(e) of the Immigration and Naturalization Act (8 U.S.C. 1324a). Such violation shall be grounds for termination of this Agreement by the County.

23. EMPLOYMENT ELIGIBILITY VERIFICATION

- A. Contractor agrees that it will enroll and participate in the federal E-Verify Program for Employment Verification under the terms provided in the "Memorandum of Understanding" governing the program. Contractor further agrees to provide to the County, within thirty days of the effective date of this Agreement, documentation of such enrollment in the form of a copy of the E-Verify "Edit Company Profile" screen, which contains proof of enrollment in the E-Verify Program (this page can be accessed from the "Edit Company Profile" link on the left navigation menu of the E-Verify employer's homepage).
- B. Contractor further agrees that it will require each subcontractor that performs work under this Agreement to enroll and participate in the E-Verify Program within sixty days of the effective date of this Agreement or within sixty days of the effective date of the Agreement between the Contractor and the subcontractor, whichever is later. The Contractor shall obtain from the subcontractor(s) a copy of the "Edit Company Profile" screen indicating enrollment in the E-Verify Program and make such record(s) available to the County upon request.

- C. Contractor will utilize the U.S. Department of Homeland Security's E-Verify system to verify the employment eligibility of: (a) all persons employed during the term of this Agreement by Contractor to perform employment duties within Florida; and (b) all persons (including subcontractors) assigned by Contractor to perform work pursuant to this Agreement.
- 1) Contractor must use E-Verify to initiate verification of employment eligibility for all persons employed during the term of this Agreement by Contractor to perform employment duties within Florida within 3 business days after the date of hire.
 - 2) Contractor must initiate verification of each person (including subcontractors) assigned by Contractor to perform work pursuant to this Agreement within 60 calendar days after the date of execution of this Agreement or within 30 days after assignment to perform work pursuant to this Agreement, whichever is later.
- D. Contractor further agrees to maintain records of its participation and compliance with the provisions of the E-Verify program, including participation by its subcontractors as provided above, and to make such records available to the County or other authorized state entity consistent with the terms of the Memorandum of Understanding.
- E. Compliance with the terms of this Employment Eligibility Verification provision is made an express condition of this Agreement and the County may treat a failure to comply as a material breach of this Agreement.

24. NON-WAIVER

Failure by the County to enforce or insist upon compliance with any of the terms or conditions of this Agreement or failure to give notice or declare this Agreement terminated shall not constitute a general waiver or relinquishment of the same, or of any other terms, conditions or acts; but the same shall be and remain at all times in full force and effect.

25. DELAY

No claim for damages or any claim other than for an extension of time shall be made or asserted against the County by reason of any delays. The Contractor shall not be entitled to an increase in the contract sum or payment or compensation of any kind from the County for direct, indirect, consequential, impact or other costs, expenses or damages, including but limited to costs of acceleration or inefficiency, arising because of delay, disruption, interference or hindrance from any cause whatsoever, whether such delay, disruption, interference or hindrance be reasonable or unreasonable, foreseeable or unforeseeable, or avoidable or unavoidable; provided, however, that this provision shall not preclude recovery of damages by the Contractor for hindrances or delays due solely to fraud, bad faith, or active interference on the part of the County or its agents. Otherwise, the Contractor shall be entitled only to extensions of this Agreement time as the sole and exclusive remedy for such resulting delay, in accordance with and to the extent specifically provided above.

26. REVISIONS

In any case where, in fulfilling the requirements of this Agreement or of any guarantee, embraced in or required thereby it is necessary for the Contractor to deviate from the requirements of this Agreement, Contractor shall obtain the prior written consent of the County.

27. FORCE MAJEURE

If either of the Parties is prevented from or delayed from performing any obligations under this Agreement (except payment or financial obligations) by circumstances beyond its control, including but not limited to fires, hurricanes, severe weather, floods, pandemics, quarantines, war, civil disturbances, acts of terrorism, acts of God, or significant threats of such circumstances, or any future laws, rules, regulations, orders, or acts of any local, state, or federal government (collectively "Force Majeure"), then the affected party shall be excused from performance hereunder during the period of inability to perform. The party claiming Force Majeure shall promptly notify the other party in writing when upon learning of the existence of a Force Majeure condition, and when the Force Majeure condition has terminated.

Notwithstanding anything in this Agreement to the contrary, the term "Force Majeure" does not include or excuse performance under this Agreement for events related to increased costs associated with fuel, labor, labor disputes, insurance, or other expenses of performing the obligations hereunder.

28. SOVEREIGN IMMUNITY

Nothing herein is intended to serve as a waiver of sovereign immunity by the County nor shall anything included herein be construed as consent by the County to be sued by third parties in any matter arising out of this Agreement. The County is included within the definition of "state agencies or subdivisions" in section 768.28, Florida Statutes, and shall be responsible for the negligent or wrongful acts or omissions of its employees pursuant to section 768.28, Florida Statutes.

29. THIRD PARTY BENEFICIARIES

Neither the County nor the Contractor intends to directly or substantially benefit a third party by this Agreement. Therefore, the Parties acknowledge that there are no third-party beneficiaries to this Agreement and no third party shall be entitled to assert a right or claim against either of the Parties based upon this Agreement.

30. LAW, JURISDICTION, VENUE, WAIVER OF JURY TRIAL

This Agreement shall be interpreted and construed in accordance with and governed by the laws of the State of Florida. Venue for all actions arising from, related to, or in connection with this Agreement shall be in the state courts of the Second Judicial Circuit in and for Leon County, Florida. If any claim arising from, related to, or in connection with this Agreement must be litigated in federal court, the exclusive venue for any such lawsuit shall be in the United States District Court or United States Bankruptcy Court for the Northern District of Florida. By entering into this Agreement, the County and Contractor hereby expressly waive any rights either party may have to a trial by jury of any civil litigation related to this Agreement.

31. CONSTRUCTION

The validity, construction, and effect of this Agreement shall be governed by the laws of the State of Florida.

32. SEVERABILITY

It is intended that each section of this Agreement shall be viewed as separate and divisible, and in the event that any section, or part thereof, shall be held to be invalid, the remaining sections and parts shall continue to be in full force and effect.

33. AMENDMENTS

No modification, amendment, or alteration in the terms or conditions contained in this Agreement shall be effective unless contained in a written document prepared with the same or similar formality as this Agreement and executed by duly authorized representatives of the County and Contractor.

34. CONFLICTING TERMS AND CONDITIONS

In the instance that any other agreement exists concerning the matters herein, then the terms and conditions in this Agreement shall prevail over all other terms and conditions.

35. JOINT PREPARATION

The Parties have jointly prepared this Agreement, and this Agreement shall not be construed more strictly against either of the Parties.

36. COUNTERPARTS AND MULTIPLE ORIGINALS

This Agreement may be executed in multiple originals and in counterparts, each of which shall be deemed to be an original, but all of which, taken together, shall constitute one and the same agreement.

ORDER OF PRECEDENCE

1. Agreement
2. Exhibit A
3. Exhibit B

ATTACHMENTS

Exhibit A –
Exhibit B –
Exhibit C –

The remainder of this page intentionally left blank.

DRAFT

WHERETO, the parties have set their hands and seals effective the date whereon the last party executes this Agreement.

LEON COUNTY, FLORIDA

XXXXXXXXXXXX

By: _____

Rick Minor, Chairman
Board of County Commissioners

Vincent S. Long
County Administrator

Shelly W. Kelley
Leon County Purchasing Director

By: _____

Printed Name _____

Date: _____

Title: _____

Date: _____

ATTEST:
Gwendolyn Marshall, Clerk of the Court & Comptroller,
Leon County, Florida

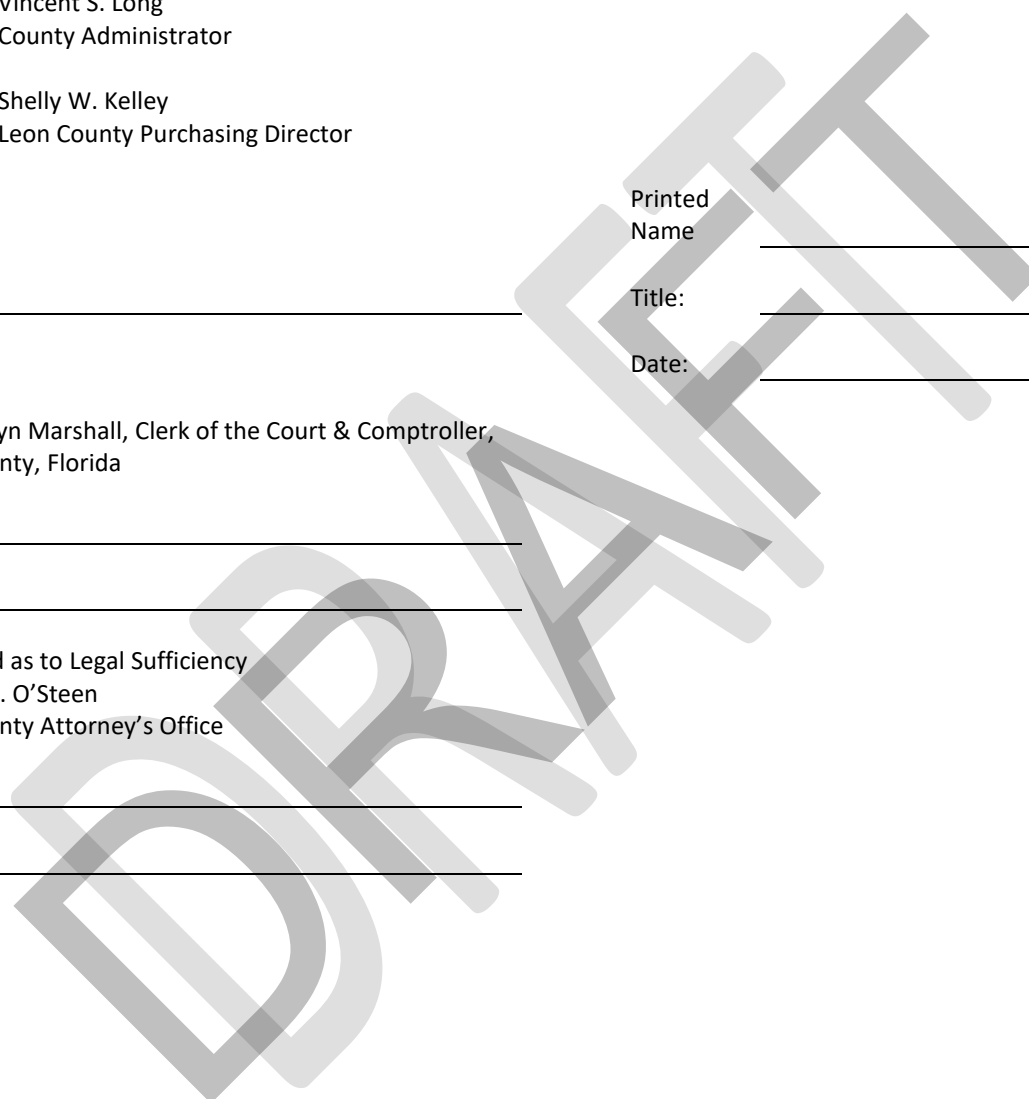
BY: _____

DATE: _____

Approved as to Legal Sufficiency
Chasity H. O'Steen
Leon County Attorney's Office

BY: _____

DATE: _____



BID RESPONSE SHEET

The Board of County Commissioners of Leon County reserves the right to accept or reject any and/or all bids in the best interest of the County.

Shelly W. Kelley
Purchasing Director

Rick Minor, Chairman
Board of County Commissioners

This bid is submitted by the below named firm/individual by the undersigned authorized representative.

Shaffield Building Specialties, Inc.

(Firm Name)

By

Cynthia S Knox
(Authorized Representative)

Cynthia Shaffield Knox

(Print or Typed Name)

Address

1515 Suite 2 Henway Court

Tallahassee, FL. 32303

Telephone

850-528-8344

E-mail Address

Cyndi@shaffieldbuilding.com

ACKNOWLEDGEMENT:

Addendum #1

clk

Addendum #2

clk

Addendum #3

QUESTIONNAIRE**1. ACCEPTANCE OF COUNTY TERMS AND CONDITIONS***

Leon County objects to and shall not consider any additional terms or conditions submitted by a bidder, including any appearing in documents attached as part of a bidder's response. In submitting its bid response, a bidder agrees that any additional terms or conditions, whether submitted intentionally or inadvertently, shall have no force or effect. Failure to comply with terms and conditions, including those specifying information that must be submitted with a bid response, shall be grounds for rejecting a bid response or placing a bidder in default.

Does the bidder agree?

Yes

2. Bid Guarantee*

A Bid Bond is required for this project. Please upload your Bid Bond here.

If submitting a Cashier's Check in lieu of a Bid Bond, please scan a copy of the cashier's check, upload here, and also mail the original cashier's check to:

Leon County Government - Purchasing Division
1800-3 N. Blair Stone Road
Tallahassee, Florida 32308

The mailing must have the Project ID (BC-03-25-21-17), the Project Title (Apalachee Regional Park Entrance and Other Miscellaneous Improvements Project), and the Company Name printed clearly on the front of the envelope.

This must be postmarked no later than the date of the bid opening or your bid may be considered non-responsive.


 [Bid_Bond_Apalachee.pdf](#)

3. Payment and Performance Bond*

A Payment and Performance Bond will be required for this project of the SUCCESSFUL BIDDER. Please confirm.

Confirmed

4. Bid Response Cover Sheet with Signature*

 [Bid_Response_Cover_Sheet.pdf](#)

5. Trench Safety Act Confirmation*

Confirmed

6. MWBE Information / Good Faith Effort*

All Respondents, including Minority Business Enterprise (MBE) firms and Women Business Enterprise (WBE) firms, must complete and submit the [MWBE Participation Plan Form](#) and any required documentation with your responses.

If you are unable to meet the project specific goal for MBE and WBE participation, IN ADDITION TO THE [MWBE Participation Plan Form](#), you must ALSO submit all [Good Faith Effort Forms](#) documenting your efforts to identify MBE and WBE firms to participate in order for your response to remain responsive to this solicitation.

To reiterate, regardless of whether you can meet the Goals or not, you MUST complete and submit the [MWBE Participation Plan Form](#) and any required documentation with your responses.

 [MBE_Good_Faith_Effort_Documents.pdf](#)

 [MBE_Certs.pdf](#)


 [MBE_Participation_Plan.pdf](#)


7. Additional Forms to Fill Out and Submit*

Please submit the items on the following list and any other items required by any section of this Invitation for Bids. The checklist is provided as a courtesy and may not be inclusive of all items required within this Invitation for Bids.

Please see [Attachments](#) for all the necessary forms for the bidder to complete for this solicitation.

- Respondent and Team Summary Form
- Affidavit Immigration Laws
- Equal Opportunity and Affirmative Action Statement
- Identical Tie Bid Statement
- Contractor's Business Information & Applicable Licenses/Registrations
- Non-Collusion Affidavit
- Insurance Certification Form
- Certification/Debarment Form
- Local Vendor Certification (if applicable)
- Employment Eligibility (E-Verify)
- Leon County Substitute Form W-9
- No Pending Litigation Affidavit


 [GC License Sitework and FDOT Cert.pdf](#)

 [Bid Forms Complete.pdf](#)

8. MWBE Participation Plan*

Please download the below documents, complete, and upload.

[*IFB-ITB Standard MWBE Forms \(Price Based, Non-CCNA, Non-Continuing Services\).pdf*](#)

 [MBE Good Faith Effort Documents.pdf](#)

 [MBE Certs.pdf](#)

 [MBE Participation Plan.pdf](#)

| Roadway | | | | | | |
|--|---|----------|-----------------|-------------|------------------------|----------|
| Pay Item/Item Code | Pay Item Description | Quantity | Unit of Measure | Unit Price | Total Item Paid Amount | Comments |
| 101-1 | MOBILIZATION | 1 | LS | \$59,950.00 | \$59,950.00 | |
| 102-1 | MAINTENANCE OF TRAFFIC (90 Days) | 90 | DA | \$179.85 | \$16,186.50 | |
| 102-60 | WORK ZONE SIGN | 1145 | ED | \$3.35 | \$400.75 | |
| 102-74-1 | CHANNELIZING DEVICE - TYPES I, II, DI, VP, DRUM, OR LCD | 1940 | ED | \$.71 | \$1,377.40 | |
| 102-74-2 | CHANNELIZING DEVICE, TYPES III, 6' | 320 | ED | \$.48 | \$153.60 | |
| 102-99 | PORTABLE CHANGEABLE MESSAGE SIGN, TEMPORARY | 270 | ED | \$15.00 | \$4,050.00 | |
| 102-2-200 | SPECIAL DETOUR | 800 | SY | \$51.00 | \$40,800.00 | |
| 104-10-3 | SEDIMENT BARRIER | 1396 | LF | \$4.80 | \$6,700.80 | |
| 104-11 | FLOATING TURBIDITY BARRIER | 124 | LF | \$36.00 | \$4,464.00 | |
| 110-1-1 | CLEARING & GRUBBING | 1.08 | LS/AC | \$11,990.00 | \$12,949.20 | |
| 110-21 | TREE BARRICADE | 445 | LF | \$11.99 | \$5,335.55 | |
| 120-1 | REGULAR EXCAVATION | 7737 | CY | \$9.00 | \$69,633.00 | |
| 120-2-2 | BORROW EXCAVATION, TRUCK MEASURE | 4379 | CY | \$15.00 | \$65,685.00 | |
| 160-4 | TYPE 'B' STABILIZATION | 1923 | SY | \$6.00 | \$11,538.00 | |
| 285-704 | OPTIONAL BASE, BASE GROUP 04 | 153 | SY | \$15.00 | \$2,295.00 | |
| N/A | TRIAx TX5 GEOGRID | 865 | SF | \$8.40 | \$7,266.00 | |
| N/A | TRUEGRID PAVING SYSTEM | 865 | SF | \$11.70 | \$10,120.50 | |
| N/A | TRUEGRID AGGREGATE | 96.11 | SY | \$36.00 | \$3,459.96 | |
| 285-706 | OPTIONAL BASE, BASE GROUP 06 | 2115 | SY | \$15.90 | \$33,628.50 | |
| 327-70-1 | MILLING EXIST ASPH PAVT, 1" AVG DEPTH | 5694 | SY | \$4.44 | \$25,281.36 | |
| N/A | TRUCK APRON PAVERS | 1721.8 | SF | \$14.00 | \$24,105.20 | |
| 334-1-52 | SUPERPAVE ASPHALTIC CONCRETE, TRAFFIC B, PG76-22 | 530.19 | TN | \$166.00 | \$88,011.54 | |
| 425-1-910 | INLETS, CLOSED FLUME | 1 | EA | \$7,194.00 | \$7,194.00 | |
| 430-1-541 | INLETS, DITCH BOTTOM, TYPE D, <10' | 3 | EA | \$10,791.00 | \$32,373.00 | |
| 430-175-118 | PIPE CULVERT, OPTIONAL MATERIAL, ROUND, 18" S/CD | 361 | LF | \$72.00 | \$25,992.00 | |
| 430-175-230 | PIPE CULVERT, OPTIONAL MATERIAL, OTHER SHAPE - ELIP/ARCH, 30" S/CD | 44 | LF | \$87.00 | \$3,828.00 | |
| 430-982-125 | MITERED END SECTION, OPTIONAL RD, 18" CD | 4 | EA | \$1,439.00 | \$5,756.00 | |
| 430-982-633 | MITERED END SECTION, OPTIONAL - ELLIPTICAL / ARCH, 30" CD | 1 | EA | \$2,398.00 | \$2,398.00 | |
| 515-1-2 | PIPE HANDRAIL - GUIDERAIL, ALUMINIUM | 18 | LF | \$120.00 | \$2,160.00 | |
| 520-1-10 | CONCRETE CURB AND GUTTER, TYPE 'F' | 425 | LF | \$24.00 | \$10,200.00 | |
| 520-2-1 | CONCRETE CURB TYPE 'A' | 466 | LF | \$27.00 | \$12,582.00 | |
| 520-2-8 | CONCRETE CURB TYPE 'RA' | 220 | LF | \$30.00 | \$6,600.00 | |
| 522-1 | CONCRETE SIDEWALK 4" | 235.4 | SY | \$54.00 | \$12,711.60 | |
| 522-2 | CONCRETE SIDEWALK 6" | 56.9 | SY | \$78.00 | \$4,438.20 | |
| 524-1-4 | CONCRETE DITCH PAVEMENT, NON REINFORCED, 4" | 46.2 | SY | \$102.00 | \$4,712.40 | |
| 527-2 | DETECTABLE WARNINGS | 170 | SY | \$42.00 | \$7,140.00 | |
| 542-70 | WHEEL STOP | 5 | EA | \$180.00 | \$900.00 | |
| 550-10-210 | FENCING, TYPE B, 0.0 - 5.0', STANDARD FEATURES | 114 | LF | \$156.49 | \$17,839.86 | |
| 550-60-400 | FENCE GATE, RESET EXISTING | 1 | EA | \$23,833.73 | \$23,833.73 | |
| 570-1-3 | PERFORMANCE TURF, (SOD & SOIL) SHLDR TREATMENT | 529 | SY | \$3.40 | \$1,798.60 | |
| N/A | BICYCLE RACK | 1 | EA | \$1,204.00 | \$1,204.00 | |
| N/A | BOARDWALK | 1 | LS | \$98,174.12 | \$98,174.12 | |
| N/A | FLOATING DOCK SYSTEM | 1 | LS | \$67,144.00 | \$67,144.00 | |
| N/A | COVERED PLASTIC GARBAGE CAN | 1 | LS | \$245.00 | \$245.00 | |
| N/A | ELECTRIC GATE SYSTEM, FURNISH AND INSTALL AND REMOVAL | 1 | LS | \$28,776.00 | \$28,776.00 | |
| N/A | SECURITY LIGHTS | 2 | LS | \$1,200.00 | \$2,400.00 | |
| N/A | MONITORING WELL CAP AND ADJUSTMENT | 2 | LS | \$3,597.00 | \$7,194.00 | |
| | Total | | | | \$880,986.37 | |
| Signing and Pavement Markings | | | | | | |
| Pay Item/Item Code | Pay Item Description | Quantity | Unit of Measure | Unit Price | Total | Comments |
| 700-1-11 | SINGLE POST SIGN, F&I, GROUND MOUNT, UP TO 12 SF | 19 | AS | \$482.00 | \$9,158.00 | |
| N/A | WAYFINDING SIGNS | 4 | LS | \$972.00 | \$3,888.00 | |
| 700-1-50 | SINGLE POST SIGN, RELOCATE | 1 | AS | \$108.00 | \$108.00 | |
| 700-1-60 | SINGLE POST SIGN, REMOVE | 4 | AS | \$36.00 | \$144.00 | |
| 710-11-101 | PAINTED PAVEMENT MARKINGS, STANDARD, WHITE, SOLID, 6" | 1.09 | GM | \$1,223.00 | \$1,333.07 | |
| 710-11-123 | PAINTED PAVEMENT MARKINGS, STANDARD, WHITE SOLID, 12" | 254 | LF | \$1.44 | \$365.76 | |
| 710-11-125 | PAINTED PAVEMENT MARKINGS, STANDARD, WHITE, SOLID, 24" | 144 | LF | \$2.88 | \$414.72 | |
| 710-11-141 | PAINTED PAVEMENT MARKINGS, STANDARD, WHITE, SKIP, 6" (2' - 4') | 0.02 | GM | \$1,439.00 | \$28.78 | |
| 710-11-160 | PAINTED PAVEMENT MARKINGS, STANDARD, WHITE MESSAGE OR SYMBOL | 1 | EA | \$101.00 | \$101.00 | |
| 710-11-201 | PAINTED PAVEMENT MARKINGS, STANDARD, YELLOW, SOLID, 6" | 1.09 | GM | \$1,295.00 | \$1,411.55 | |
| 710-11-421 | ACCESSIBLE MARKINGS, 6" | 49 | LF | \$3.00 | \$147.00 | |
| 711-11-101 | THERMOPLASTIC, STANDARD, WHITE, SOLID, 6" | 0.9 | GM | \$6,895.00 | \$6,205.50 | |
| 711-11-123 | THERMOPLASTIC, STANDARD, WHITE, SOLID, 12" FOR CROSSWALK | 254 | LF | \$2.88 | \$731.52 | |
| 711-11-125 | THERMOPLASTIC, STANDARD, WHITE, SOLID, 24" FOR CROSSWALK | 144 | LF | \$5.00 | \$720.00 | |
| 711-11-141 | THERMOPLASTIC, STANDARD, WHITE, SKIP, 6" (2'-4') | 0.02 | GM | \$4,317.00 | \$86.34 | |
| 711-16-201 | THERMOPLASTIC, STANDARD-OTHER SURFACES, YELLOW, SOLID, 6" | 0.91 | GM | \$4,557.00 | \$4,146.87 | |
| | Total | | | | \$28,990.11 | |
| Landscaping (Main Entrance) INCLUDES SITE PREPARATION AND EARTHWORK, LANDSCAPE, IRRIGATION, AND SITE LIGHTING. | | | | | | |
| Pay Item/Item Code | Pay Item Description | Quantity | Unit of Measure | Unit Price | Total | Comments |
| N/A | Fine Hand Grading (Landscape Areas, Sod Areas) | 94470 | SF | \$0.12 | \$11,336.40 | |
| N/A | Demolition of Existing Stone Signage at Entry | 1 | LS | \$4,796.00 | \$4,796.00 | |
| N/A | Tree Removal (Diseased and Dead Trees) | 1 | LS | \$4,796.00 | \$4,796.00 | |
| N/A | ENTRY SIGNAGE MONUMENTS | 2 | EA | \$41,965.00 | \$83,930.00 | |
| N/A | Southern Live Oak - Quercus Virginiana (2" Cal - 12' - 14' HT) | 4 | EA | \$944.00 | \$3,776.00 | |
| N/A | Florida Flame Red Maple - Acer Rubrum ' Florida Flame' (2" Cal - 12 - 14' HT) | 3 | EA | \$944.00 | \$2,832.00 | |
| N/A | Eastern Redbud - Cercis Canadensis (2" Cal - 10'-12' HT) | 5 | EA | \$944.00 | \$4,720.00 | |
| N/A | Tulip Poplar 'Liriodendron Tulipifera' (2" Cal - 8' - 10' HT) | 5 | EA | \$2,165.00 | \$10,825.00 | |

EXHIBIT B - VENDOR PROPOSAL

| | | | | | |
|-----|--|-------|----|-------------|--------------|
| N/A | Southern Magnolia - Magnolia Grandiflora' (2" Cal - 10' - 12' HT) | 5 | EA | \$944.00 | \$4,720.00 |
| N/A | East Palatka Holly 'Ilex x Attenuata-east Palatka (2" Cal - 8' - 10' | 4 | EA | \$944.00 | \$3,776.00 |
| N/A | Longleaf Pine 'Pinus Palustris' (2" Cal - 12' - 14' HT) | 6 | EA | \$944.00 | \$5,664.00 |
| N/A | Cabbage Palm - Sabal Palmetto (10' - 12' CT) | 9 | EA | \$2,165.00 | \$19,485.00 |
| N/A | Loropetalum - Loropetalum Chinese 'Ever Red Sunset' (7 Gal) | 21 | EA | \$107.00 | \$2,247.00 |
| N/A | Saw Palmetto - Serenoa Repens (3 Gal) | 56 | EA | \$107.00 | \$5,992.00 |
| N/A | Sweet Viburnum - Viburnum Odoratissum (3 Gal) | 9 | EA | \$107.00 | \$963.00 |
| N/A | Variegated Century Plant - Agave Americana 'Variegata' (7 Gal) | 2 | EA | \$227.00 | \$454.00 |
| N/A | Double Knockout Rose - Rosa x 'Radtko' (3 Gal) | 6 | EA | \$107.00 | \$642.00 |
| N/A | Wheeler's Dwarf Pittosporum - Pittosporum Tobira ' Wheeler's Dwarf (3 Gal) | 33 | EA | \$107.00 | \$3,531.00 |
| N/A | Blue Rug Juniper - Juniperus Horizontalis 'Wiltonii' (1 Gal) | 176 | EA | \$77.94 | \$13,717.44 |
| N/A | Blue Siberian Iris - Iris Siberica ' Bennerup Blue' (3 Gal) | 40 | EA | \$78.00 | \$3,120.00 |
| N/A | African Iris - Dietes Vegata (1 Gal) | 147 | EA | \$77.94 | \$11,457.18 |
| N/A | Pink Muhly Grass - Mehlenbergia Capillaris 'Pink Cloud' (3 Gal) | 258 | EA | \$106.72 | \$27,533.76 |
| N/A | Passion Flower Vine 'Passiflora Incarnata' (1 Gal - 12" - 18" Leader) | 37 | EA | \$78.00 | \$2,886.00 |
| N/A | Sod - Centipede Grass | 67286 | SF | \$1.44 | \$96,891.84 |
| N/A | Soil Amendments (Landscape Beds and Sod Areas) | 94470 | SF | \$0.09 | \$8,502.30 |
| N/A | (40% of Landscape Total - All Landscape Beds and Sod Areas) | 1 | LS | \$0.00 | \$0.00 |
| N/A | Low Voltage Accent Lighting (at Entry Signage Only) - Assume Re-use of Existing Electrical Servi | 1 | LS | \$14,892.00 | \$14,892.00 |
| | Total | | | | \$353,485.92 |

Landscaping (A2 Area Screening) INCLUDES SITE PREPARATION AND EARTHWORK, LANDSCAPE, AND IRRIGATION

| Pay Item/Item Code | Pay Item Description | Quantity | Unit of Measure | Unit Price | Total | Comments |
|--------------------|---|----------|-----------------|------------|-------------|----------|
| N/A | Fine Hand Grading (Landscape Areas, Sod Areas) | 30790 | SF | \$0.18 | \$5,542.20 | |
| N/A | Southern Live Oak - Quercus Virginiana (2" Cal - 12' - 14' HT) | 1 | EA | \$854.00 | \$854.00 | |
| N/A | American Holly - Ilex Opaca (2" Cal - 9' - 12' HT) | 3 | EA | \$854.00 | \$2,562.00 | |
| N/A | East Palatka Holly - Ilex Attenuata (2" Cal 8' - 10' HT) | 4 | EA | \$854.00 | \$3,416.00 | |
| N/A | Tulip Poplar 'Liriodendron Tulipifera' (2" Cal - 8' - 10' HT) | 1 | EA | \$3,352.00 | \$3,352.00 | |
| N/A | Southern Magnolia - Magnolia Grandiflora' (2" Cal - 10' - 12' HT) | 10 | EA | \$854.00 | \$8,540.00 | |
| N/A | Longleaf Pine - Pinus Palustris (2" Cal - 12' -14' HT) | 3 | EA | \$854.00 | \$2,562.00 | |
| N/A | American Beautyberry - Callicarpa Americana (7 Gal) | 3 | EA | \$553.00 | \$1,659.00 | |
| N/A | Rhododendron Indica 'Formosa' (3 Gal) | 7 | EA | \$553.00 | \$3,871.00 | |
| N/A | Saw Palmetto - Serenoa Repens (3 Gal) | 15 | EA | \$553.00 | \$8,295.00 | |
| N/A | Sweet Viburnum - Viburnum Odoratissum (7 Gal) | 4 | EA | \$553.00 | \$2,212.00 | |
| N/A | Sod - Centipede Grass | 20534 | SF | \$1.92 | \$39,425.28 | |
| N/A | Soil Amendments (Landscape Beds and Sod Areas) | 30790 | SF | \$0.12 | \$3,694.80 | |
| N/A | (40% of Landscape Total - All Landscape Beds and Sod Areas) | 1 | LS | \$0.00 | \$0.00 | |
| | Total | | | | \$85,985.28 | |

Grand Total \$1,349,447.68

DRAFT

| | |
|--|--|
| Section B | ACKNOWLEDGEMENT (to be completed by the Respondent) |
| I hereby certify that, as Respondent to this Solicitation, that the information provided herein is true and correct. | |
| Shaffield Building Specialties, Inc. | |
| Name of Bidder/Respondent | |
| <i>Cynthia S. Knox</i> | 3/25/2021 |
| Signature | Date |
| Cynthia S. Knox | President |
| Print Name | Title |

DRAFT

**AFFIDAVIT CERTIFICATION
IMMIGRATION LAWS**

Leon County will not intentionally award County contracts to any contractor who knowingly employs unauthorized alien workers, constituting a violation of the employment provisions contained in 8 U.S.C. Section 1324 A(e) (Section 274a(e) of the Immigration and Nationality Act ("INA").

Leon County may consider the employment by any Contractor of Unauthorized Aliens a violation of Section 274A(e) of the INA. **Such violation by the Recipient of the employment provision contained in Section 274A(e) of the INA shall be ground for unilateral cancellation of the contract by Leon County.**

BIDDER ATTESTS THAT THEY ARE FULLY COMPLIANT WITH ALL APPLICABLE IMMIGRATION LAWS (SPECIFICALLY TO THE 1986 IMMIGRATION ACT AND SUBSEQUENT AMENDMENTS).

Company Name: Shaffield Building Specialties, Inc.

Signature: *Cynthia A Knox* Title: President

STATE OF Florida
COUNTY OF Leon

Sworn to and subscribed before me this 25 day of March, 2021

Personally known X

Kelly Goodman
NOTARY PUBLIC

OR Produced identification _____

Notary Public - State of Florida

(Type of identification)

My commission expires



Printed, typed, or stamped commissioned name of notary

The signee of this Affidavit guarantees, as evidenced by the sworn affidavit required herein, the truth and accuracy of this affidavit to interrogatories hereinafter made.

**LEON COUNTY RESERVES THE RIGHT TO REQUEST SUPPORTING DOCUMENTATION,
AS EVIDENCE OF SERVICES PROVIDED, AT ANY TIME.**

EQUAL OPPORTUNITY/AFFIRMATIVE ACTION STATEMENT

1. The contractors and all subcontractors hereby agree to a commitment to the principles and practices of equal opportunity in employment and to comply with the letter and spirit of federal, state, and local laws and regulations prohibiting discrimination based on race, color, religion, national region, sex, age, handicap, marital status, and political affiliation or belief.
2. The contractor agrees to comply with Executive Order 11246, as amended, and to comply with specific affirmative action obligations contained therein.

Signed:

Cynthia S. Knox

Title:

President

Firm:

Shaffield Building Specialties, Inc.

Address:

1515-2 Henway Court, Tallahassee, Fl. 32303

DRAFT

IDENTICAL TIE BIDS

Preference shall be given to businesses with drug-free workplace programs. Whenever two or more bids which are equal with respect to price, quality, and service are received by the State or by any political subdivision for the procurement of commodities or contractual services, a bid received from a business that certifies that it has implemented a drug-free workplace program shall be given preference in the award process. Established procedures for processing tie bids will be followed if none of the tied vendors have a drug-free workplace program. In order to have a drug-free workplace program, a business shall:

- 1) Publish a statement notifying employees that the unlawful manufacture, distribution, dispensing, possession, or use of a controlled substance is prohibited in the workplace and specifying the actions that will be taken against employees for violations of such prohibition.
- 2) Inform employees about the dangers of drug abuse in the workplace, the business's policy of maintaining a drug-free workplace, any available drug counseling, rehabilitation, and employee assistance programs, and the penalties that may be imposed upon employees for drug abuse violations.
- 3) Give each employee engaged in providing the commodities or contractual services that are under bid a copy of the statement specified in subsection (1).
- 4) In the statement specified in subsection (1), notify the employees that, as a condition of working on the commodities or contractual services that are under bid, the employees will abide by the terms of the statement and will notify the employer of any conviction of, or plea of guilty or nolo contendere to, any violation of chapter 893 or of any controlled substance law of the United States or any state, for a violation occurring in the workplace no later than five (5) days after such conviction.
- 5) Impose a sanction on, or require the satisfactory participation in a drug assistance or rehabilitation program if such is available in the employee's community, by any employee who is so convicted.
- 6) Make a good faith effort to continue to maintain a drug-free workplace through implementation of this section.

As the person authorized to sign the statement, I certify the

following: (Check one and sign in the space provided.)

This firm complies fully with the above requirements.

This firm does not have a drug free work place program at this time.



Bidder's Signature

President

Title

3/25/2021

Date

CONTRACTOR'S BUSINESS INFORMATION

COMPANY INFORMATION

| | |
|---|--------------------------|
| Name: Shaffield Building Specialties, Inc. | |
| Street Address: 1515 Suite 2 Henway Court | |
| City, State, Zip: Tallahassee, FL. 32303 | |
| Taxpayer ID Number: 59-3475971 | |
| Telephone: 850-553-4840 | Fax: 850-668-2056 |
| Trade Style Name: Same as Above | |

TYPE OF BUSINESS ORGANIZATION (check one)

| | | | |
|-------------------------------------|---------------------------|--------------------------|---------------------------|
| <input type="checkbox"/> | Sole Proprietorship | <input type="checkbox"/> | Limited Liability Company |
| <input type="checkbox"/> | General Partnership | <input type="checkbox"/> | Joint Venture |
| <input type="checkbox"/> | Limited Partnership | <input type="checkbox"/> | Trust |
| <input type="checkbox"/> | Corporation | <input type="checkbox"/> | Other (specify) |
| <input checked="" type="checkbox"/> | Sub-chapter S Corporation | | |

State of Incorporation: Florida Date Established: 3 November, 1997

AUTHORIZED SIGNATORIES/NEGOTIATORS

The Bidder represents that the following persons are authorized to sign and/or negotiate contracts and related documents to which the bidder will be duly bound:

| Name | Title | Telephone | E-Mail |
|------------------------|------------------------|---------------------|---------------------------------------|
| Cynthia S. Knox | President | 850-528-8344 | Cyndi@shaffieldbuilding.com |
| Jennings Knox | Vice President | 850-528-6562 | Jennings@shaffieldbuilding.com |
| Don Horne | Project Manger | 850-528-6560 | Dhorne@shaffieldbuilding.com |
| Zachary Joanos | Project Manager | 850-518-4282 | zjoanos@shaffieldbuilding.com |

FLORIDA CONSTRUCTION INDUSTRIES LICENSING BOARD

Please provide the following information for all licenses required by Florida Statutes of the Prime Contractor for the performance of the work in this project.

| | |
|---|---|
| Primary Licensee: Cynthia S. Knox | |
| License Type: General Contractor | |
| License Number: CGC059433 | Expiration Date: August 31, 2022 |
| Qualified Business License (certificate of authority) number: NA | |
| Alternate Licensee: O. Jennings Knox III | |
| License Type: General Contractor | |
| License Number: CGC003540 | Expiration Date: August 31, 2022 |

Bidder may use additional sheets to provide information for all applicable licenses and shall provide copies of each license as a part of the bid submittal.

LIST COMPANIES FROM WHOM YOU OBTAIN SURETY

BONDS Surety Company 1

| | |
|----------------|---|
| Company Name | North American Specialty Insurance Company |
| Contact's Name | Benjamin R. Campbell, JR. Attorney-in-Fact |
| Telephone | 850-386-2143 |
| Fax | 888-328-1326 |
| Address | 3375-B Capital Circle NE. Tallahassee, FL. 32308 |

Surety Company 2

| | |
|----------------|-----------|
| Company Name | NA |
| Contact's Name | |
| Telephone | |
| Fax | |
| Address | |

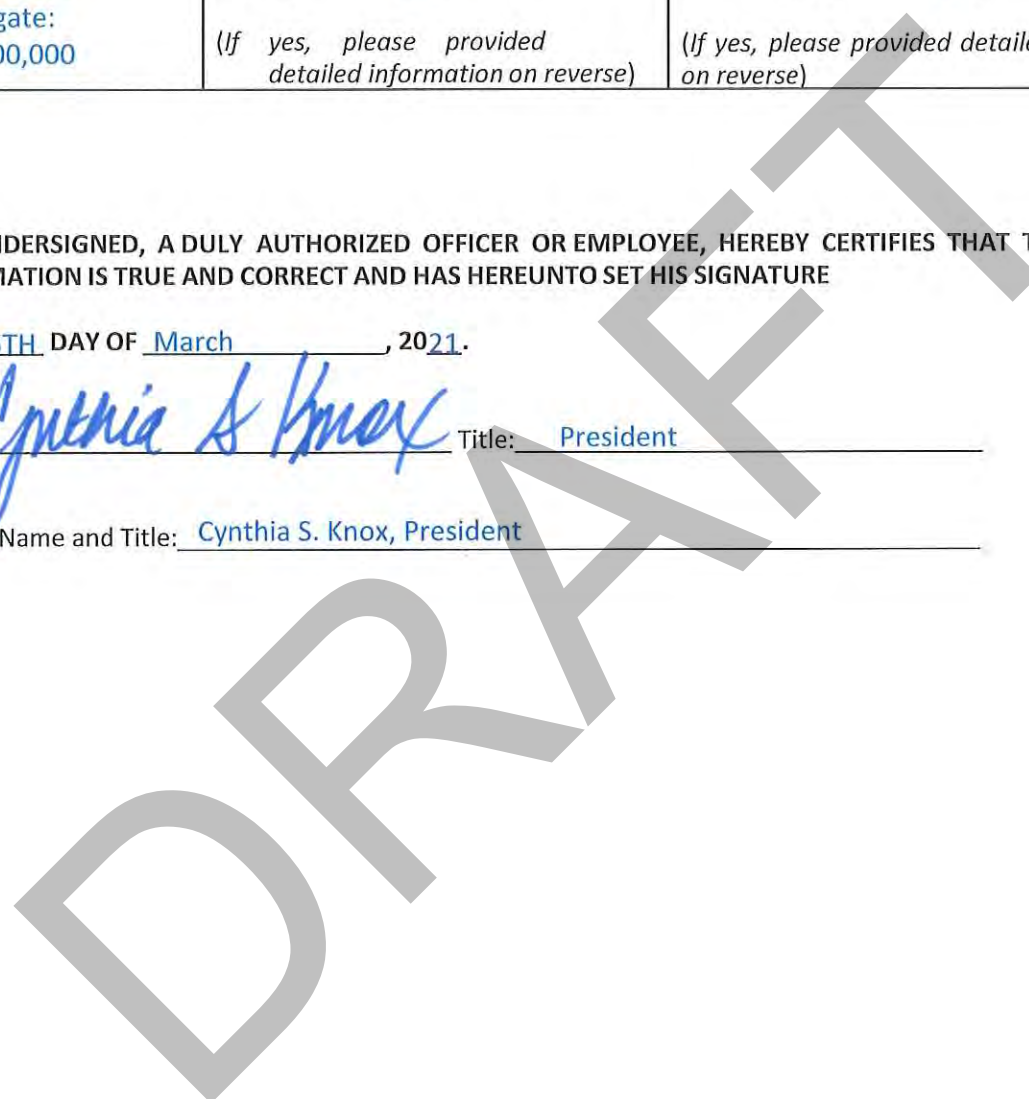
| | | |
|---|--|---|
| Present Amount of Bonding Coverage (\$): Single Project: \$10,000,000 Aggregate: \$20,000,000 | Has your application for surety bond ever been declined? <input type="checkbox"/> Yes <input checked="" type="checkbox"/> No <i>(If yes, please provide detailed information on reverse)</i> | During the past 2 years, have you been charged with a failure to meet the claims of your subcontractors or suppliers? <input type="checkbox"/> Yes <input checked="" type="checkbox"/> No <i>(If yes, please provide detailed information on reverse)</i> |
|---|--|---|

THE UNDERSIGNED, A DULY AUTHORIZED OFFICER OR EMPLOYEE, HEREBY CERTIFIES THAT THE ABOVE INFORMATION IS TRUE AND CORRECT AND HAS HEREUNTO SET HIS SIGNATURE

THIS 25TH DAY OF March, 2021.

By: *Cynthia S. Knox* Title: President

Printed Name and Title: Cynthia S. Knox, President



NON-COLLUSION AFFIDAVIT

The undersigned being first duly sworn as provided by law, deposes and says:

1. This Affidavit is made with the knowledge and intent that it is to be filed with Leon County Government, Leon County, Florida and that it will be relied upon by said County, in any consideration which may give to and any action it may take with respect to this Proposal.

2. The undersigned is authorized to make this Affidavit on behalf of,

Shaffield Building Specialties, Inc.

(Name of Corporation, Partnership, Individual, etc.)

a Corporation, formed under the laws of Florida
(Type of Business) (State or Province)

of which he/she is President and Owner
(Sole Owner, partner, president, etc.)

3. Neither the undersigned nor any other person, firm or corporation named in above Paragraph 2, nor anyone else to the knowledge of the undersigned, have themselves solicited or employed anyone else to solicit favorable action for this Proposal by the County, also that no head of any department or employee therein, or any officer of Leon County, Florida is directly interested therein.

4. This Proposal is genuine and not collusive or a sham; the person, firm or corporation named above in Paragraph 2 has not colluded, conspired, connived or agreed directly or indirectly with any bidder or person, firm or corporation, to put in a sham Proposal, or that such other person, firm or corporation, shall refrain from bidding, and has not in any manner, directly or indirectly, sought by agreement or collusion, or communication or conference with any person, firm or corporation, to fix the prices of said proposal or proposals of any other bidder; and all statements contained in the proposal or proposals described above are true; and further, neither the undersigned, nor the person, firm or corporation named above in Paragraph 3, has directly or indirectly submitted said proposal or the contents thereof, or divulged information or data relative thereto, to any association or to any member or agent thereof.

Cynthia S. Knox
AFFIANT'S NAME

President
AFFIANT'S TITLE

TAKEN, SWORN AND SUBSCRIBED TO BEFORE ME this 25TH Day of March, 2021.

Personally Known X Or Produced Identification

Type of Identification

Kelly Goodman
NOTARY PUBLIC
(Print, Type or Stamp Commissioned Name of Notary Public)

My Commission Expires:



INSURANCE CERTIFICATION FORM

To indicate that Bidder/Respondent understands and is able to comply with the required insurance, as stated in the bid/RFP document, Bidder/Respondent shall submit this insurances sign-off form, signed by the company Risk Manager or authorized manager with risk authority.

A. Is/are the insurer(s) to be used for all required insurance (except Workers-Compensation) listed by Best with a rating of no less than A:VII?

YES NO

Commercial General Liability: Indicate Best Rating: A
Indicate Best Financial Classification: AV

Business Auto: Indicate Best Rating: A
Indicate Best Financial Classification: A XV

Professional Liability: Indicate Best Rating:
Indicate Best Financial Classification:

1. Is the insurer to be used for Workers-Compensation insurance listed by Best with a rating of no less than A:VII?

YES NO

Indicate Best Rating: A
Indicate Best Financial Classification: A XII

If answer is NO, provide name and address of insurer:

2. Is the Respondent able to obtain insurance in the following limits (next page) as required for the services agreement?

YES NO Prof. - No Coverage

Insurance will be placed with Florida admitted insurers unless otherwise accepted by Leon County. Insurers will have A.M. Best ratings of no less than A:VII unless otherwise accepted by Leon County.

Required Coverage and Limits

The required types and limits of coverage for this bid/request for proposals are contained within the solicitation package. Be sure to carefully review and ascertain that bidder/proposer either has coverage or will place coverage at these or higher levels.

Required Policy Endorsements and Documentation

Certificate of Insurance will be provided evidencing placement of each insurance policy responding to requirements of the contract.

Deductibles and Self-Insured Retentions

Any deductibles or self-insured retentions must be declared to and approved by the County. At the option of the County, either: the insurer shall reduce or eliminate such deductibles or self-insured retentions as respects the County, its officers, officials, employees and volunteers; or the Contractor shall procure a bond guaranteeing payment of losses and related investigations, claim administration and defense expenses.

Endorsements to insurance policies will be provided as follows:

Additional insured (Leon County, Florida, its Officers, employees and volunteers) - General Liability & Automobile Liability

Primary and not contributing coverage- General Liability & Automobile Liability

Waiver of Subrogation (Leon County, Florida, its officers, employees and volunteers)- General Liability, Automobile Liability, Workers- Compensation and Employer's Liability

Thirty days advance written notice of cancellation to County - General Liability, Automobile Liability, Worker's Compensation & Employer's Liability.

Professional Liability Policy Declaration sheet as well as claims procedures for each applicable policy to be provided

Please mark the appropriate box:

Coverage is in place Coverage will be placed, without exception

The undersigned declares under penalty of perjury that all of the above insurer information is true and correct.

Name Will Messer
Typed or Printed

Signature 

Date 10/15/2020

Title Agent - Earl Bacon
(Company Risk Manager or Manager with Risk Authority)

**CERTIFICATION REGARDING DEBARMENT, SUSPENSION, And OTHER
RESPONSIBILITY MATTERS PRIMARY COVERED TRANSACTIONS**

- 1) The prospective primary participant certifies to the best of its knowledge and belief, that it and its principals:
 - a) Are not presently debarred, suspended, proposed for debarment, declared ineligible, or voluntarily excluded from covered transactions by any Federal department or agency;
 - b) Have not within a three-year period preceding this been convicted of or had a civil judgement rendered against them for commission of fraud or a criminal offense in connection with obtaining, attempting to obtain, or performing a public (Federal, State or local) transaction or contract under a public transaction; violation of Federal or State antitrust statues or commission of embezzlement, theft, forgery, bribery, falsification or destruction of records, making false statements, or receiving stolen property;
 - c) Are not presently indicted for or otherwise criminally or civilly charged by a governmental entity (Federal, State or local) with commission of any of these offenses enumerated in paragraph (1)(b) of this certification; and
 - d) Have not within a three-year period preceding this application/proposal had one or more public transactions (Federal, State or local) terminated for cause or default.
- 2) Where the prospective primary participant is unable to certify to any of the statements in this certification, such prospective participant shall attach an explanation to this proposal.
- 3) No subcontract will be issued for this project to any party which is debarred or suspended from eligibility to receive federally funded contracts.



 Signature

President

 Title

Shaffield Building Specialties, Inc.

 Contractor/Firm

1515 Suite 2 Henway Court, Tallahassee, FL. 32303

 Address

LOCAL VENDOR CERTIFICATION

The undersigned, as a duly authorized representative of the vendor listed herein, certifies to the best of his/her knowledge and belief, that the vendor meets the definition of a "Local Business." For purposes of this section, "local business" shall mean a business which:

- a) Has had a fixed office or distribution point located in and having a street address within Leon, Gadsden, Wakulla, or Jefferson County for at least six (6) months immediately prior to the issuance of the request for competitive bids or request for proposals by the County; and
- b) Holds any business license required by Leon County (or one of the other local counties), and, if applicable, the City of Tallahassee; and
- c) Is the principal offeror who is a single offeror; a business which is the prime contractor and not a subcontractor; or a partner or joint venturer submitting an offer in conjunction with other businesses.

Please complete the following in support of the self-certification and submit copies of your County and City business licenses. Failure to provide the information requested will result in denial of certification as a local business.

| | |
|---|--|
| Business Name: <u>Shaffield Building Specialties, Inc.</u> | |
| Current Local Address: <u>1515 Suite 2 henway Ct. Tallahassee, FL. 32303</u> | Phone: <u>850-553-4840</u> Fax: <u>850-668-2056</u> |
| If the above address has been for less than six months, please provide the prior address. | |
| Length of time at this address: | |
| Home Office Address: <u>1515 Suite 2 henway Ct. Tallahassee, FL. 32303</u> | Phone: <u>850-553-4840</u> Fax: <u>850-668-2056</u> |

Cynthia S. Knox
Signature of Authorized Representative

25 March, 2021
Date

STATE OF Florida
COUNTY OF Leon

The foregoing instrument was acknowledged before me this 25TH day of March, 20 21
By Cynthia S. Knox of Shaffield Building Specialties, Inc.
(Name of officer or agent, title of officer or agent) acknowledging (Name of corporation)


a Florida Corporation, on behalf of the corporation. He/she is personally known to me
(State or place of incorporation)
or has produced personally known as identification.

Return Completed form with supporting documents to:

Leon County Purchasing Division
1800-3 N. Blair Stone Road
Tallahassee, Florida 32308


Kelly Goodman
Signature of Notary
Kelly Goodman
Print, Type or Stamp Name of Notary
Notary Public
Title or Rank

Serial Number, If Any



Employment Eligibility Verification

1. Contractor agrees that it will enroll and participate in the federal E-Verify Program for Employment Verification under the terms provided in the "Memorandum of Understanding" governing the program. Contractor further agrees to provide to the County, within thirty days of the effective date of this contract/amendment/extension, documentation of such enrollment in the form of a copy of the E-Verify "'Edit Company Profile' screen", which contains proof of enrollment in the E-Verify Program (this page can be accessed from the "Edit Company Profile" link on the left navigation menu of the E-Verify employer's homepage).
2. Contractor further agrees that it will require each subcontractor that performs work under this contract to enroll and participate in the E-Verify Program within sixty days of the effective date of this contract/amendment/extension or within sixty days of the effective date of the contract between the Contractor and the subcontractor, whichever is later. The Contractor shall obtain from the subcontractor(s) a copy of the "Edit Company Profile" screen indicating enrollment in the E-Verify Program and make such record(s) available to the Agency upon request.
3. Contractor will utilize the U.S. Department of Homeland Security's E-Verify system to verify the employment eligibility of: (a) all persons employed during the term of the Agreement by Contractor to perform employment duties within Florida; and (b) all persons (including subcontractors) assigned by Contractor to perform work pursuant to the Agreement.
 - a. Contractor must use E-Verify to initiate verification of employment eligibility for all persons employed during the term of the Agreement by Contractor to perform employment duties within Florida within 3 business days after the date of hire.
 - b. Contractor must initiate verification of each person (including subcontractors) assigned by Contractor to perform work pursuant to the Agreement within 60 calendar days after the date of execution of this contract or within 30 days after assignment to perform work pursuant to the Agreement, whichever is later.
4. Contractor further agrees to maintain records of its participation and compliance with the provisions of the E-Verify program, including participation by its subcontractors as provided above, and to make such records available to the County or other authorized state entity consistent with the terms of the Memorandum of Understanding.
5. Compliance with the terms of this Employment Eligibility Verification provision is made an express condition of this contract and the County may treat a failure to comply as a material breach of the contract.



Signature25 March, 2021

Date

NO PENDING LITIGATION
AFFIDAVIT

STATE OF FLORIDA
COUNTY OF LEON

Sworn to (or affirmed) before me by means of ___ physical presence or ___ online notarization, the undersigned authority
Cynthia S. Knox (name of person, "the Affiant"), for
Shaffield Building Specialties, Inc. (name of company, the "Contractor") who being duly sworn,
under oath, deposed and says:

1. Affiant is the President (position held by Affiant) of Shaffield Building Specialties, Inc. (the "Contractor").
2. The Contractor does not have any pending civil or administrative action against the Contractor brought by any federal or state governmental entity, as defined in 18 USC § 2711 (4) and by Florida Statutes, including any county, municipality, special district, school district, utility authority or other authority.
3. Contractor is not currently engaged in any dispute or controversy (with the threat of civil or administrative action) with any federal or state governmental entity related to or arising out of allegations of Contractor's breach of contract.
4. The Contractor has consulted with all subcontractors anticipated to be utilized in this project to determine if they are in compliance with the above requirements.
5. Affiant further states that he/she is familiar with the nature of an oath and with the penalties as provided by the laws of the State of Florida for falsely swearing to statements made in an instrument of this nature. Affiant further certifies that he/she has read, or has heard read to them, the full facts of this Affidavit and understand its context.

Cynthia S. Knox
Shaffield Building Specialties, Inc.
(Name of Contractor/Company)

By: Cynthia S. Knox
(Individually, and on behalf of Contractor)

Sworn to and subscribed before me this 25 day of March, 2021.

Personally known X

Kelly Goodman
Signature of Notary

OR
Produced identification _____

My commission expires _____

(Type of identification)



Printed, typed, or stamped commissioned name of notary



EXHIBIT B VENDOR PROPOSAL
SUBSTITUTE FORM W-9
REQUEST FOR TAXPAYER IDENTIFICATION NUMBER AND CERTIFICATION

DO NOT SEND TO
IRS - SUBMIT
FORM TO
REQUESTING
AGENCY

FCD 04/2016

MAIL COMPLETED FORM AND DOCUMENTS TO:
CLERK OF CIRCUIT COURT & COMPTROLLER LEON COUNTY 301 S. Monroe Street #100 Tallahassee FL32301

PLEASE REFER TO FORM W9 INSTRUCTIONS FOR MORE INFORMATION

PART I: VENDOR INFORMATION

| | | | |
|---|---|--|--|
| 1. Legal Business Name: (As it appears on the IRS Income Tax return IRS EIN records, CP575, 147C - or - Social Security Administration records, Social Security Card, certified Form SSA7028) | | 2. If you use a DBA/Trade Name, please list below: | |
| Shaffield Building Specialties, Inc. | | | |
| 3. Entity Type (Check only one), | | | |
| <input type="checkbox"/> Individual / Sole Proprietor or single-member LLC | <input type="checkbox"/> Government (Local, State, Federal) | | |
| <input type="checkbox"/> C Corporation | <input type="checkbox"/> Tax-Exempt organization under IRC Section 501 C _____ | | |
| <input checked="" type="checkbox"/> S Corporation | <input type="checkbox"/> Limited liability company. Enter tax classification (C=Corporation, S=S corporation, P=partnership) <input type="text"/> | | |
| <input type="checkbox"/> Partnership | | | |
| <input type="checkbox"/> Trust/estate | | | |
| 4. 1099 Reporting: Services provided to the Board of County Commissioners Leon County by vendor, if not applicable skip: | | | |
| <input type="checkbox"/> Health care or medical service | <input type="checkbox"/> Royalties | | |
| <input type="checkbox"/> Legal or attorney services | <input type="checkbox"/> Other _____ | | |
| <input type="checkbox"/> Rental of Real Property | | | |

PART II: TAXPAYER IDENTIFICATION NUMBER (TIN) & TAXPAYER IDENTIFICATION TYPE

| | | | | | | | | | | |
|---|--|--|---|---|---|---|---|---|---|---|
| 1. Enter your TIN here (DO NOT USE DASHES) | | 5 | 9 | 3 | 4 | 7 | 5 | 9 | 7 | 1 |
| 2. Taxpayer Identification Type (check appropriate box): | | | | | | | | | | |
| <input checked="" type="checkbox"/> Employer ID No. (EIN) | <input type="checkbox"/> Social Security No. (SSN) | <input type="checkbox"/> N/A (Non United States Business Entity) | | | | | | | | |

PART III: ADDRESS

| | | | |
|--------------------------------------|-------------|--------------------------------------|-------------------------------|
| 1. Address: | | 2. Remittance Address, IF DIFFERENT: | |
| Address Line #1 1515 henway Court | | Address Line #1 | |
| Address Line #2 Suite 2 | | Address Line #2 | |
| Address Line #3 | | Address Line #3 | |
| City Tallahassee | State FL | Zip + 4 Code 32303-7838 | City State Zip + 4 Code |

PART IV: CERTIFICATION

Under penalties of perjury, I certify that:

- The number shown on this form is my correct tax payer identification number (or I am waiting for a number to be issued to me), AND
- I am not subject to backup withholding because: (a) I am exempt from backup withholding, or (b) I have not been notified by the Internal Revenue Service (IRS) that I am subject to backup withholding as a result of a failure to report all interest or dividends, or (c) the IRS has notified me that I am no longer subject to backup withholding, AND
- I am a U.S. Citizen or other U.S. person.

The Internal Revenue Service does not require your consent to any provision of this document other than the certifications required to avoid backup withholding

| | | |
|-------------------------------------|--------------------------------------|------------------------------------|
| Printed Name Cynthia S. Knox | Printed Title President | Telephone Number (850) 528-8344 |
| Signature <i>Cynthia S. Knox</i> | Email Cyndi@shaffieldbuilding.com | Date (mm/dd/yyyy) 03/25/2021 |

PART V: DIRECT DEPOSIT (ACH) This is the County's preferred payment method

Warning: The Board of County Commissioners Leon County will not process International ACH Transactions (IAT). If any payment to you from the County will ever result in an IAT under National Automated Clearing House Association (NACHA) operating rules or if you are not sure if the rules apply to you DO NOT FILL OUT THIS SECTION OF THE FORM. Please provide a copy of a voided check or letter from bank confirming information indicated above.

Include a voided check or letter from financial institution if requesting ACH payments

Type of Account Checking Savings

I acknowledge the IAT warning and authorize the Board of County Commissioners Leon County to initiate direct deposit of funds to the account and financial institution indicated, and to recover funds deposited in error if necessary in compliance with NACHA regulations.

| | |
|-------------------------------------|---------------------------------|
| Signature <i>Cynthia S. Knox</i> | Printed Name Cynthia S. Knox |
|-------------------------------------|---------------------------------|

PART VI: OFFICE USE ONLY

| | |
|--|--|
| OFFICIAL / POC USE ONLY BUSINESS UNIT DATE (mm/dd/yyyy) PHONE NO. POC (Print name) | CLERK OF COURT FINANCE DEPARTMENT USE ONLY POC Initials |
|--|--|

32788

SHAFFIELD BUILDING SPECIALTIES, INC.
TALLAHASSEE, FL 32303

| DATE | INVOICE NO. | DESCRIPTION | INVOICE AMOUNT | DEDUCTION | BALANCE |
|------------|-------------|--------------|----------------|-----------|---------|
| CHECK DATE | | CHECK NUMBER | TOTALS | | |

PLEASE DETACH THIS PORTION AND RETAIN FOR YOUR RECORDS.

WARNING - THIS CHECK IS PROTECTED BY SPECIAL SECURITY FEATURES



SHAFFIELD BUILDING SPECIALTIES, INC.
1515-2 HENWAY COURT
TALLAHASSEE, FL 32303
(850) 553-4840

BB&T
BRANCH BANKING AND TRUST COMPANY
FLORIDA
63-9138
2631

32788

VOID

VOID

DATE

CHECK NO.

AMOUNT

SHAFFIELD BUILDING SPECIALTIES, INC.

VOID
AUTHORIZED SIGNATURE

PAY
TO THE
ORDER
OF



SECURITY FEATURES INCLUDE FOIL, HOLOGRAM, HEAT SENSITIVE ICON, MICROPRINT, MULTI-COLOR BACKGROUND

⑈032788⑈ ⑆263191387⑆ ⑆100013667517⑈

SHAFFIELD BUILDING SPECIALTIES, INC.
TALLAHASSEE, FL 32303

THE AMERICAN INSTITUTE OF ARCHITECTS

AIA Document A310 Bid Bond

KNOW ALL MEN BY THESE PRESENTS, THAT WE Shaffield Building Specialties, Inc.
1515-2 Henway Court Tallahassee FL 32303

as Principal, hereinafter called the Principal, and U.S. Specialty Insurance Company
3375-B Capital Circle, NE Tallahassee FL 32308

a corporation duly organized under the laws of the State of TX

as Surety, hereinafter called the Surety, are held and firmly bound unto Leon County Board of County Commissioners
1800-3 N. Blair Stone Raod Tallahassee FL 32308

as Obligee, hereinafter called the Obligee, in the sum of Five Percent of Amount Bid
Dollars (\$ 5%),

for the payment of which sum well and truly to be made, the said Principal and the said Surety, bind ourselves, our heirs, executors, administrators, successors and assigns, jointly and severally, firmly by these presents.

WHEREAS, the Principal has submitted a bid for BC-03-25-21-17; Apalachee Regional Park Entrance and Other
Miscellaneous Improvements Project; 7550 Apalachee Parkway, Tallahassee, FL 32311

NOW, THEREFORE, if the Obligee shall accept the bid of the Principal and the Principal shall enter into a Contract with the Obligee in accordance with the terms of such bid, and give such bond or bonds as may be specified in the bidding or Contract Documents with good and sufficient surety for the faithful performance of such Contract and for the prompt payment of labor and materials furnished in the prosecution thereof, or in the event of the failure of the Principal to enter such Contract and give such bond or bonds, if the Principal shall pay to the Obligee the difference not to exceed the penalty hereof between the amount specified in said bid and such larger amount for which the Obligee may in good faith contract with another party to perform the Work covered by said bid, then this obligation shall be null and void, otherwise to remain in full force and effect.

Signed and sealed this 25th day of March, 2021

[Signature]
(Witness)

Shaffield Building Specialties, Inc.
(Principal) [Signature] (Seal) resident
By: [Signature] (Title)

[Signature]
Kristie E. Shaw (Witness)

U.S. Specialty Insurance Company
(Surety) [Signature] (Seal)
By: [Signature] Attorney-in-Fact Benjamin Richmond Campbell Jr. (Title)



TOKIOMARINE
HCC

POWER OF ATTORNEY

KNOW ALL MEN BY THESE PRESENTS:

That, U.S. SPECIALTY INSURANCE COMPANY (the "Company"), a corporation duly organized and existing under the laws of the State of Texas, and having its principal office in Houston, Harris County, Texas, does by these presents make, constitute and appoint,

BENJAMIN RICHMOND CAMPBELL JR.

its true and lawful Attorney-in-fact, with full power and authority hereby conferred in its name, place and stead, to execute, acknowledge and deliver bond number Bid issued in the course of its business and to bind the Company thereby, in an amount not to exceed *****UNLIMITED***** (**UNLIMITED**).

Said appointment is made under and by authority of the following resolutions of the Board of Directors of U.S. Specialty Insurance Company:

"Be it Resolved, that the President, any Vice-President, any Assistant Vice-President, any Secretary or any Assistant Secretary shall be and is hereby vested with full power and authority to appoint any one or more suitable persons as Attorney(s)-in-Fact to represent and act for and on behalf of the Company subject to the following provisions:

Attorney-in-Fact may be given full power and authority for and in the name of and on behalf of the Company, to execute, acknowledge and deliver, any and all bonds, recognizances, contracts, agreements or indemnity and other conditional or obligatory undertakings, including any and all consents for the release of retained percentages and/or final estimates on engineering and construction contracts, and any and all notices and documents canceling or terminating the Company's liability thereunder, and any such instruments so executed by any such Attorney-in-Fact shall be binding upon the Company as if signed by the President and sealed and effected by the Corporate Secretary.

Be it Resolved, that the signature of any authorized officer and seal of the Company heretofore or hereafter affixed to any power of attorney or any certificate relating thereto by facsimile, and any power of attorney or certificate bearing facsimile signature or facsimile seal shall be valid and binding upon the Company with respect to any bond or undertaking to which it is attached." Adopted by unanimous written consent in lieu of meeting on September 1st, 2011.

The Attorney-in-Fact named above may be an agent or a broker of the Company. The granting of this Power of Attorney is specific to this bond and does not indicate whether the Attorney-in-Fact is or is not an appointed agent of the Company.

IN WITNESS WHEREOF, U.S. Specialty Insurance Company has caused its seal to be affixed hereto and executed by its Senior Vice President on this 18th day of December 2017.

State of California
County of Los Angeles



U.S. SPECIALTY INSURANCE COMPANY

By: Adam S. Pessin
Adam S. Pessin, Senior Vice President

A Notary Public or other officer completing this certificate verifies only the identity of the individual who signed the document to which this certificate is attached, and not the truthfulness, accuracy, or validity of that document.

On this 1st day of June, 2018, before me, Sonia O. Carrejo, a notary public, personally appeared Adam S. Pessin, Senior Vice President of U.S. Specialty Insurance Company, who proved to me on the basis of satisfactory evidence to be the person whose name is subscribed to the within instrument and acknowledged to me that he executed the same in his authorized capacity, and that by his signature on the instrument the person, or the entity upon behalf of which the person acted, executed the instrument.

I certify under PENALTY OF PERJURY under the laws of the State of CALIFORNIA that the foregoing paragraph is true and correct.

WITNESS my hand and official seal.

Signature Sonia O. Carrejo (seal)



I, Kio Lo, Assistant Secretary of U.S. Specialty Insurance Company, do hereby certify that the Power of Attorney and the resolution adopted by the Board of Directors of said Company as set forth above, are true and correct transcripts thereof and that neither the said Power of Attorney nor the resolution have been revoked and they are now in full force and effect.

IN WITNESS WHEREOF, I have hereunto set my hand this 25th day of March, 2021.

Bond No. Bid
Agency No. 12285



Kio Lo
Kio Lo, Assistant Secretary

HCCSZZ POAUSSIC06/2018

THE AMERICAN INSTITUTE OF ARCHITECTS

AIA Document A310 Bid Bond

KNOW ALL MEN BY THESE PRESENTS, THAT WE Shaffield Building Specialties, Inc.
1515-2 Henway Court Tallahassee FL 32303

as Principal, hereinafter called the Principal, and U.S. Specialty Insurance Company
3375-B Capital Circle, NE Tallahassee FL 32308

a corporation duly organized under the laws of the State of TX

as Surety, hereinafter called the Surety, are held and firmly bound unto Leon County Board of County Commissioners
1800-3 N. Blair Stone Raod Tallahassee FL 32308

as Obligee, hereinafter called the Obligee, in the sum of Five Percent of Amount Bid
Dollars (\$ 5%),

for the payment of which sum well and truly to be made, the said Principal and the said Surety, bind ourselves, our heirs, executors, administrators, successors and assigns, jointly and severally, firmly by these presents.

WHEREAS, the Principal has submitted a bid for BC-03-25-21-17; Apalachee Regional Park Entrance and Other
Miscellaneous Improvements Project; 7550 Apalachee Parkway, Tallahassee, FL 32311

NOW, THEREFORE, if the Obligee shall accept the bid of the Principal and the Principal shall enter into a Contract with the Obligee in accordance with the terms of such bid, and give such bond or bonds as may be specified in the bidding or Contract Documents with good and sufficient surety for the faithful performance of such Contract and for the prompt payment of labor and materials furnished in the prosecution thereof, or in the event of the failure of the Principal to enter such Contract and give such bond or bonds, if the Principal shall pay to the Obligee the difference not to exceed the penalty hereof between the amount specified in said bid and such larger amount for which the Obligee may in good faith contract with another party to perform the Work covered by said bid, then this obligation shall be null and void, otherwise to remain in full force and effect.

Signed and sealed this 25th day of March, 2021

[Signature]
(Witness)

Shaffield Building Specialties, Inc.
(Principal) (Seal)
By: [Signature] resident
(Title)

[Signature]
Kristie E. Shaw (Witness)

U.S. Specialty Insurance Company
(Surety) (Seal)
By: [Signature]
Attorney-in-Fact Benjamin Richmond Campbell Jr. (Title)



POWER OF ATTORNEY

KNOW ALL MEN BY THESE PRESENTS:

That, U.S. SPECIALTY INSURANCE COMPANY (the "Company"), a corporation duly organized and existing under the laws of the State of Texas, and having its principal office in Houston, Harris County, Texas, does by these presents make, constitute and appoint,

BENJAMIN RICHMOND CAMPBELL JR.

its true and lawful Attorney-in-fact, with full power and authority hereby conferred in its name, place and stead, to execute, acknowledge and deliver bond number Bid issued in the course of its business and to bind the Company thereby, in an amount not to exceed ***** UNLIMITED ***** (**UNLIMITED**).

Said appointment is made under and by authority of the following resolutions of the Board of Directors of U.S. Specialty Insurance Company:

"Be it Resolved, that the President, any Vice-President, any Assistant Vice-President, any Secretary or any Assistant Secretary shall be and is hereby vested with full power and authority to appoint any one or more suitable persons as Attorney(s)-in-Fact to represent and act for and on behalf of the Company subject to the following provisions:

Attorney-in-Fact may be given full power and authority for and in the name of and on behalf of the Company, to execute, acknowledge and deliver, any and all bonds, recognizances, contracts, agreements or indemnity and other conditional or obligatory undertakings, including any and all consents for the release of retained percentages and/or final estimates on engineering and construction contracts, and any and all notices and documents canceling or terminating the Company's liability thereunder, and any such instruments so executed by any such Attorney-in-Fact shall be binding upon the Company as if signed by the President and sealed and effected by the Corporate Secretary.

Be it Resolved, that the signature of any authorized officer and seal of the Company heretofore or hereafter affixed to any power of attorney or any certificate relating thereto by facsimile, and any power of attorney or certificate bearing facsimile signature or facsimile seal shall be valid and binding upon the Company with respect to any bond or undertaking to which it is attached." Adopted by unanimous written consent in lieu of meeting on September 1st, 2011.

The Attorney-in-Fact named above may be an agent or a broker of the Company. The granting of this Power of Attorney is specific to this bond and does not indicate whether the Attorney-in-Fact is or is not an appointed agent of the Company.

IN WITNESS WHEREOF, U.S. Specialty Insurance Company has caused its seal to be affixed hereto and executed by its Senior Vice President on this 18th day of December 2017.

State of California
County of Los Angeles



U.S. SPECIALTY INSURANCE COMPANY

By: Adam S. Pessin
Adam S. Pessin, Senior Vice President

A Notary Public or other officer completing this certificate verifies only the identity of the individual who signed the document to which this certificate is attached, and not the truthfulness, accuracy, or validity of that document.

On this 1st day of June, 2018, before me, Sonia O. Carrejo, a notary public, personally appeared Adam S. Pessin, Senior Vice President of U.S. Specialty Insurance Company, who proved to me on the basis of satisfactory evidence to be the person whose name is subscribed to the within instrument and acknowledged to me that he executed the same in his authorized capacity, and that by his signature on the instrument the person, or the entity upon behalf of which the person acted, executed the instrument.

I certify under PENALTY OF PERJURY under the laws of the State of CALIFORNIA that the foregoing paragraph is true and correct.

WITNESS my hand and official seal.

Signature Sonia O. Carrejo (seal)



I, Kio Lo, Assistant Secretary of U.S. Specialty Insurance Company, do hereby certify that the Power of Attorney and the resolution adopted by the Board of Directors of said Company as set forth above, are true and correct transcripts thereof and that neither the said Power of Attorney nor the resolution have been revoked and they are now in full force and effect.

IN WITNESS WHEREOF, I have hereunto set my hand this 25th day of March, 2021.

Bond No. Bid
Agency No. 12285



Kio Lo
Kio Lo, Assistant Secretary

HCCSZZ POAUSSIC06/2018



Ron DeSantis, Governor

Halsey Beshears, Secretary



STATE OF FLORIDA
DEPARTMENT OF BUSINESS AND PROFESSIONAL REGULATION
CONSTRUCTION INDUSTRY LICENSING BOARD

THE GENERAL CONTRACTOR HEREIN IS CERTIFIED UNDER THE
PROVISIONS OF CHAPTER 489, FLORIDA STATUTES



KNOX, CYNTHIA SHAFIELD

SHAFIELD BUILDING SPECIALTIES, INC

1515-2 HENWAY COURT

TALLAHASSEE FL 32303

LICENSE NUMBER: CGC059433

EXPIRATION DATE: AUGUST 31, 2022

Always verify licenses online at MyFloridaLicense.com

Do not alter this document in any form.

This is your license. It is unlawful for anyone other than the licensee to use this document.





Ron DeSantis, Governor

Halsey Beshears, Secretary



STATE OF FLORIDA
DEPARTMENT OF BUSINESS AND PROFESSIONAL REGULATION
CONSTRUCTION INDUSTRY LICENSING BOARD

THE UNDERGROUND UTILITY & EXCAVATION CO HEREIN IS CERTIFIED UNDER THE PROVISIONS OF CHAPTER 489, FLORIDA STATUTES

MAYFIELD, HENRY MARSHALL

M OF TALLAHASSEE INC
4223 CAPITAL CIRCLE N W
TALLAHASSEE FL 32303-7214

LICENSE NUMBER: CUC1224734

EXPIRATION DATE: AUGUST 31, 2022

Always verify licenses online at MyFloridaLicense.com

Do not alter this document in any form.

This is your license. It is unlawful for anyone other than the licensee to use this document.





Florida Department of Transportation

RON DESANTIS
GOVERNOR

605 Suwannee Street
Tallahassee, FL 32399-0450

KEVIN J. THIBAUT, P.E.
SECRETARY

February 2, 2021

MI OF TALLAHASSEE, INC.
4223 CAPITAL CIRCLE N.W.
TALLAHASSEE, FLORIDA 32303

RE: CERTIFICATE OF QUALIFICATION

Dear Sir/Madam:

The Department of Transportation has qualified your company for the type of work indicated below. Unless your company is notified otherwise, this Certificate of Qualification will expire 3/30/2022. However, the new application is due 1/31/2022.

In accordance with S.337.14 (1) F.S. your next application must be filed within (4) months of the ending date of the applicant's audited annual financial statements.

If your company's maximum capacity has been revised, you can access it by logging into the Contractor Prequalification Application System via the following link:
<HTTPS://fdotwp1.dot.state.fl.us/ContractorPreQualification/>

Once logged in, select "View" for the most recently approved application, and then click the "Manage" and "Application Summary" tabs.

FDOT APPROVED WORK CLASSES:

DEBRIS REMOVAL (EMERGENCY), DRAINAGE, FENCING, FLEXIBLE PAVING, GRADING, GRASSING, SEEDING AND SODDING, HOT PLANT-MIXED BITUM. COURSES, MINOR BRIDGES, SIDEWALK, Curb & Gutter, Underground Utilities (Water & Sewer).

You may apply for a Revised Certificate of Qualification at any time prior to the expiration date of this certificate according to Section 14-22.0041(3), Florida Administrative Code (F.A.C.), by accessing your most recently approved application as shown above and choosing "Update" instead of "View." If certification in additional classes of work is desired, documentation is needed to show that your company has done such work with your own forces and equipment or that experience was gained with another contractor and that you have the necessary equipment for each additional class of work requested.

All prequalified contractors are required by Section 14-22.006(3), F.A.C., to certify their work underway monthly in order to adjust maximum bidding capacity to available bidding capacity. You can find the link to this report at the website shown above.

Sincerely,

Darlens Anderson, for

Alan Autry, Manager
Contracts Administration Office

AA:cg

MINORITY AND WOMEN BUSINESS ENTERPRISE (MWBE) PARTICIPATION PLAN**RESPONDENT:** Shaffield Building Specialties, Inc.**SOLICITATION NUMBER:** BC-03-25-21-17**DATE:** 3/25/2021

All Respondents, including Minority Business Enterprise (MBE) firms and Women Business Enterprise (WBE) firms, must complete and submit this MWBE Participation Plan with their responses to be deemed responsive to the MWBE Section of this solicitation.

For MWBE participation in Leon County Government, City of Tallahassee, and Blueprint Intergovernmental Agency projects, certified MBE and WBE firms are certified by the Office of Economic Vitality Minority, Women, and Small Business Enterprise (MWSBE) Division. MBE and WBE firms that have their primary business location in Leon, Gadsden, Wakulla, or Jefferson County and that are certified by the Florida Department of Management Services Office of Supplier Diversity also qualify for MWBE participation.

To remain responsive, Respondents must utilize certified MBE and/or WBE firms to fulfill the project specific goal(s). The project specific goal(s) for this solicitation are specified in **Section 1.4** (City of Tallahassee and Blueprint solicitations) or in the **Minority, Women, and Small Business Enterprise (MWSBE) Overview** (Leon County Government solicitations). Respondents that do not meet or exceed the project specific goals must complete the Good Faith Effort Documentation Form to remain responsive, even if they meet a portion of the project specific goal(s).

All necessary MWBE information should be included on the MWBE Forms.

SECTION 1 – MWBE Participation

Complete the following tables for the base bid and any alternates, if applicable. Corresponding Respondent and Team Summary Tables should support the totals in the base bid/alternates. The Total Percentage is calculated by dividing the Total Dollar Amount of Certified Firm Participation by the Total Project Amount. The Certified MBE Firm Participation Total Dollar Amount will correspond to the sum of all dollars spent with Certified MBE Firms listed in the corresponding Respondent and Team Summary Table. The Certified WBE Firm Participation Total Dollar Amount will correspond to the sum of all dollars spent with Certified WBE Firms listed in the corresponding Respondent and Team Summary Table. Round to the nearest whole dollar.

MINORITY AND WOMEN BUSINESS ENTERPRISE (MWBE) PARTICIPATION PLAN

Alternate 2

N/A

| ALTERNATE 2 | | |
|----------------------------------|---------------------|---|
| | Total Dollar Amount | Total Percentage (Firm Participation ÷ Total Project Amount) |
| Total Project Amount | \$ | 100% |
| Certified MBE Firm Participation | \$ | % |
| Certified WBE Firm Participation | \$ | 100 % |

| ALTERNATE 2 RESPONDENT AND TEAM SUMMARY | | | | | | | | | | | | | | | | | | | |
|--|----------------------|-------------------------|----------------------------------|--|--------------------------|------------------|----------------|-------------------|--------------------|---------------------|------------------|----------------|-------------------|-----------------|---------------------|--|--|--|---|
| Firm Name (Prime and Subcontractor(s) or Subconsultant(s)) | Vendor Phone & Email | Potential Scope of Work | Estimated Percentage of Services | Indicate the Category that Best Describes Each Firm Listed | | | | | | | | | | | | | | | |
| | | | | Non-MWBE | | Certified MWBE | | | Non-Certified MWBE | | | | | | | | | | |
| | | | | Non-Minority | Certified Small Business | African American | Asian American | Hispanic American | Native American | Non-Minority Female | African American | Asian American | Hispanic American | Native American | Non-Minority Female | | | | |
| | | | | | | | | | | | | | | | | | | | |
| | | | | | | | | | | | | | | | | | | | |
| | | | | | | | | | | | | | | | | | | | |
| | | | | | | | | | | | | | | | | | | | |
| | | | | | | | | | | | | | | | | | | | |
| | | | | | | | | | | | | | | | | | | | |
| | | | | | | | | | | | | | | | | | | | |
| | | | | | | | | | | | | | | | | | | | X |
| TOTAL | | | | | | | | | | | | | | | | | | | |

MINORITY AND WOMEN BUSINESS ENTERPRISE (MWBE) PARTICIPATION PLAN

ACKNOWLEDGEMENT

I hereby certify, as Respondent to this Solicitation, that the information provided herein is true and correct. I affirm that I have authority to bind Respondent to contractual agreements.

Respondent has communicated with the subcontractors and subconsultants identified herein, and those subcontractors and subconsultants understand that Respondent intends to utilize them on this project, if awarded. Respondent agrees that bad faith or dishonesty in the information provided on this MWBE Participation Plan Form is a violation of [MWSBE Policy](#) Section VIII.G. If awarded, Respondent agrees to utilize the firms identified herein, to endeavor to pay those firms the amounts identified herein to meet the project specific goals for this solicitation, to monitor the work of the firms, to provide subcontractor or subconsultant payment information to the MWSBE Division, and to abide by the [MWSBE Policy](#).

Shaffield Building Specialties, Inc.

President

Name of Respondent

Title of Signatory

Cynthia S. Knox

3/25/2021

Signature

Date

Cynthia S. Knox

Print Name

DRAFT



Certifies that

Shaffield Building Specialties, Inc.

is recognized as a

Women Business Enterprise (WBE)

under the

Leon County and the City of Tallahassee Consortium

Interlocal Agreement

For a period of two (2) years beginning:

December 20, 2018 - December 31, 2020

By: Darryl Jones, Deputy Director
Office of Economic Vitality MWSDBE Division

By: Cristina Paredes, Director
Office of Economic Vitality MWSDBE Division

State of Florida

Department of State

I certify from the records of this office that SHAFFIELD BUILDING SPECIALTIES, INC. is a corporation organized under the laws of the State of Florida, filed on November 3, 1997.

The document number of this corporation is P97000094278.

I further certify that said corporation has paid all fees due this office through December 31, 2020, that its most recent annual report/uniform business report was filed on January 30, 2020, and that its status is active.

I further certify that said corporation has not filed Articles of Dissolution.

*Given under my hand and the
Great Seal of the State of Florida
at Tallahassee, the Capital, this
the Thirtieth day of January, 2020*



Ronald R. Bee
Secretary of State

Tracking Number: 6776459989CC

To authenticate this certificate, visit the following site, enter this number, and then follow the instructions displayed.

<https://services.sunbiz.org/Filings/CertificateOfStatus/CertificateAuthentication>

State of Florida

Woman Business Certification

Shaffield Building Specialties, Inc.

Is certified under the provisions of
287 and 295.187, Florida Statutes, for a period from:

12/29/2016 to 12/29/2018



Chad Poppell, Secretary
Florida Department of Management Services



State of Florida

Minority, Women & Florida Veteran Business Certification

Shaffield Building Specialties, Inc.

Is certified under the provisions of
287 and 295.187, Florida Statutes, for a period from:

02/12/2015 to 02/12/2017



Chad Poppell, Secretary
Florida Department of Management Services

Office of Supplier Diversity • 4050 Esplanade Way, Suite 380 • Tallahassee, FL 32399 • 850-487-0915 • www.osd.dms.state.fl.us





Certifies that

305 Brothers All in One

is recognized as a

Minority Business Enterprise (MBE)

under the

Leon County and the City of Tallahassee Consortium

Interlocal Agreement

For a period of two (2) years beginning:

December 5, 2018 - December 31, 2020

A handwritten signature in blue ink that reads "Darryl Jones".

By: Darryl Jones, Deputy Director
Office of Economic Vitality MWSDBE Division

A handwritten signature in blue ink that reads "C. Paredes".

By: Cristina Paredes, Director
Office of Economic Vitality MWSDBE Division



Certifies that

Florida Environmental & Land Services, Inc.

is recognized as a

Minority Business Enterprise (MBE)

under the

Leon County and the City of Tallahassee Consortium

Interlocal Agreement

For a period of two (2) years beginning:

April 10, 2019 - April 30, 2021

A handwritten signature in blue ink that reads "Darryl Jones".

By: Darryl Jones, Deputy Director
Office of Economic Vitality MWSDBE Division

A handwritten signature in blue ink that reads "Cristina Paredes".

By: Cristina Paredes, Director
Office of Economic Vitality MWSDBE Division

Certified Profile

CLOSE WINDOW [Print](#)**Business & Contact Information**

BUSINESS NAME Florida Developers, Inc.

OWNER Mr. Frank Williams

ADDRESS 642 W. BREVARD STREET
TALLAHASSEE, FL 32304 [Map This Address](#)

PHONE 850-224-6002

FAX 850-222-8010

EMAIL yvonne@fldevelopers.com

WEBSITE <http://www.fldevelopers.com>

Certification Information

CERTIFYING AGENCY Tallahassee-Leon County

CERTIFICATION TYPE MBE - Minority Business Enterprise

RENEWAL DATE 8/31/2022

CERTIFIED BUSINESS DESCRIPTION General Contractor, Site Work, Underground Utilities, Excavation, Waterproofing, and Trucking

Commodity Codes

| Code | Description |
|--------------|---|
| NAICS 236115 | Single-family detached housing construction general contractors |
| NAICS 236115 | Single-family house construction by general contractors |
| NAICS 236118 | Addition, alteration and renovation, multifamily building, general contractors |
| NAICS 236220 | Addition, alteration and renovation, general contractors, commercial and institutional building |
| NAICS 238910 | Excavation contractors |
| NAICS 484220 | Dump trucking (e.g., gravel, sand, top-soil) |
| NAICS 561990 | Locating underground utility lines prior to digging |
| TLH-Leon 12 | General Contracting |
| TLH-Leon 14 | Excavation |
| TLH-Leon 18 | Other Construction Services |

3/25/2021

B2Gnow

TLH-Leon 21

Trucking and Hauling

DRAFT

Certified Profile

CLOSE WINDOW

[Print](#)

Business & Contact Information

BUSINESS NAME **Perez Construction, Inc.**

OWNER **Mr. Robert C. Perez**

ADDRESS **200 JIM FRENCH RD** [Map This Address](#)
CRAWFORDVILLE, FL 32327

PHONE **850-251-4795**

FAX **850-210-1160**

EMAIL **Perezconstruction@embarqmail.com**

Certification Information

CERTIFYING AGENCY **Tallahassee-Leon County**

CERTIFICATION TYPE **MBE - Minority Business Enterprise**

RENEWAL DATE **4/30/2021**

CERTIFIED BUSINESS DESCRIPTION **Building Contractor and Construction**

Commodity Codes

| Code | Description |
|-------------|---------------------|
| TLH-Leon 12 | General Contracting |

Certified Profile

CLOSE WINDOW [Print](#)**Business & Contact Information**

BUSINESS NAME **Gaines and Sons Striping, Inc.**

OWNER **Mr. Willie J. Gaines**

ADDRESS **8771 Jimerce Court
Tallahassee, FL 32309** [Map This Address](#)

PHONE **850-893-4084**

FAX **850-668-7798**

EMAIL gainesandsons@hotmail.com

WEBSITE [N/A](#)

Certification Information

CERTIFYING AGENCY **Tallahassee-Leon County**

CERTIFICATION TYPE **MBE - Minority Business Enterprise**

RENEWAL DATE **9/30/2022**

CERTIFIED BUSINESS DESCRIPTION **Traffic Control, Painting, Thermoplastic Traffic Marking, Highway Signage, Asphalt Patching, Concrete and Landscaping**

Commodity Codes

| Code | Description |
|-------------|-----------------------------|
| TLH-Leon 07 | Asphalt |
| TLH-Leon 08 | Concrete |
| TLH-Leon 13 | Landscaping |
| TLH-Leon 18 | Other Construction Services |
| TLH-Leon 27 | Maintenance of Traffic |

GOOD FAITH EFFORT DOCUMENTATION FORM

RESPONDENT: Shaffield Building Specialties, Inc.

SOLICITATION NUMBER: BC-03-25-21-17 DATE: 3/25/2021

PROJECT TITLE: Apalachee Regional Park Entrance and Other Miscellaneous Improvements

When Respondent will not commit to meeting the project specific goals identified in the solicitation, Respondent must complete this Good Faith Documentation Effort Form. Failure to do so may result in the response being deemed non-responsive and rendering Respondent ineligible for award.

The list of acceptable Good Faith Effort documentation complies with the Minority, Women, and Small Business Enterprise Policy adopted by the Blueprint Intergovernmental Agency, City of Tallahassee, and Leon County Government. Respondent can demonstrate Good Faith Effort to secure MBE and WBE participation by completing this Form and providing documentation of the activities on the list.

Documentation of each of the following activities is necessary to receive credit for the Good Faith Effort Activity. **A minimum of five (5) activities with documentation are necessary to establish Good Faith Effort.** Failure to provide documentation of all activities completed by Respondent at the time of submission may result in Respondent being deemed non-responsive to the solicitation.

Please check the appropriate boxes that apply to your good faith activities and provide acceptable documentation as an attachment to this Form. Documentation should be marked with the attachment number identified in the Good Faith Effort Activity Chart on page 2. To document Good Faith Effort Activities 4, 6, 7, 8, 9, and 10, please complete the Good Faith Effort Spreadsheet, available as part of this solicitation, and include the Sound Business Reason Form in Attachment 3 to this form. Please provide documentation supporting the information in the Good Faith Effort Spreadsheet as exhibits to the Good Faith Effort Spreadsheet. If you are unsure what documentation is acceptable to support your Good Faith Effort Activity, descriptions of acceptable documentation are available at the end of this form.

GOOD FAITH EFFORT DOCUMENTATION FORM

| Y/N | GOOD FAITH EFFORT ACTIVITY | ATTACHMENT NUMBER | EXPLAIN |
|---|--|-------------------|---|
| <input type="checkbox"/> Yes <input type="checkbox"/> No | 1. Attendance at a pre-bid or pre-proposal meeting. | NONE | |
| <input type="checkbox"/> Yes <input type="checkbox"/> No | 2. Copies of written correspondence sent to the MW/SBE Division no later than fifteen (15) business days before the solicitation response deadline seeking help in identifying firms available to meet the project specific goals. | | Sheffield Building Specialties is a certified WBE with Leon County and knows how to access the MWBE database. |
| <input type="checkbox"/> Yes <input type="checkbox"/> No | 3. Copies of advertisements placed by the respondent in the local newspaper and minority publications in the Market Area announcing the project and seeking MBE or WBE participation. | 1 - 6 | Sheffield Building sends out a direct invitation to Bid via email to all identified MWBEs within Leon County Database relevant to the scopes of work. |
| <input type="checkbox"/> Yes <input type="checkbox"/> No | 4. Copies of written correspondence sent to a certified MBE or WBE firm. | 1 - 6 | Please see Attached. |
| <input type="checkbox"/> Yes <input type="checkbox"/> No | 5. Documentation that the respondent selected economically feasible portions of work to be performed by MBE and/or WBE firms, including, where appropriate, breaking down contracts or combining elements of work into economically feasible units. | 1 - 6 | Please see Attached. |
| <input type="checkbox"/> Yes <input type="checkbox"/> No | 6. Documentation that the respondent negotiated in good faith with interested MBE and/or WBE firms and did not reject any interested MBE and/or WBE firms without sound business reasons. | 1 - 6 | Please see Attached. |
| <input type="checkbox"/> Yes <input type="checkbox"/> No | 7. Documentation that the respondent reviewed all quotations received from MBE and/or WBE firms, and for those quotations not accepted, an explanation of why the MBE and/or WBE will not be used during the course of the contract. | 3 | Please see Attached Good Faith Effort form Sound Reasoning. |
| <input type="checkbox"/> Yes <input type="checkbox"/> No | 8. Documentation detailing respondent's effort to contact MBE and/or WBE firms who provide the services needed for the solicitation and indicating that the respondent provided ample time for potential MBE and/or WBE firms to respond, including a chart outlining the methods of contact and schedule or time frame in which respondent conducted its good faith effort. | 1 - 6 | See attached MBE Spreadsheet Document |
| <input type="checkbox"/> Yes <input type="checkbox"/> No | 9. Documentation that the respondent offered to provide interested MBE and/or WBE firms with assistance in reviewing the solicitation plans and specifications at no charge to the MBE and/or WBE firms. | | See attached MBE Spreadsheet Document |
| <input type="checkbox"/> Yes <input type="checkbox"/> No | 10. Documentation of follow-up telephone calls with potential MBE and/or WBE firms encouraging their participation. | | See attached MBE Spreadsheet Document |

GOOD FAITH EFFORT DOCUMENTATION FORM

ACKNOWLEDGEMENT

I hereby certify that, as Respondent to this Solicitation, that the information provided herein is true and correct. I aver that I have authority to bind Respondent to contractual agreements.

Respondent certifies that Respondent completed Good Faith Effort activities to identify MBE and/or WBE firms to participate in the project advertised in this solicitation. Respondent has communicated with the subcontractors and subconsultants identified herein. Nevertheless, Respondent was unable to commit to meeting or exceeding the project specific goal identified for MBE and/or WBE participation in this solicitation. Where Respondent contacted MBE and/or WBE firms, those firms were unavailable, unable, or otherwise unacceptable for sound business reasons to perform the work necessary for the project. Respondent has included documentation of all Good Faith Effort activities in attachments 1 through 5 to this Form. Respondent further avers that all information submitted in this Form and associated documentation is true, correct, and, in the case of documented correspondence, has not been altered from its original form.

Respondent agrees that bad faith or dishonesty in the information provided on this Good Faith Effort Form is a violation of MWSBE Policy Section VIII.G. If awarded, Respondent agrees to continue to negotiate with the firms identified herein and to endeavor to meet the project specific goals for this solicitation, to monitor the work of its subcontractor or subconsultant firms, to provide subcontractor or subconsultant payment information to the MWSBE Division, and to abide by the MWSBE Policy.

Shaffield Building Specialties, Inc.

President

Name of Respondent

Title of Signatory

Signature

Date

Cynthia S. Knox

3/25/2021

Print Name

**GOOD FAITH EFFORT DOCUMENTATION FORM
ATTACHMENT 3 SOUND BUSINESS REASON FORM**

RESPONDENT: Shaffield Building Specialties, Inc.

SOLICITATION NUMBER: BC-03-25-21-17

DATE: 3/25/2021

PROJECT TITLE: Apalachee Regional Park Entrance and Other Misc. Improvements

Complete the Good Faith Effort Spreadsheet. Include as exhibits to the spreadsheet documentation supporting the information in the Good Faith Effort Spreadsheet. This Sound Business Reason Form and the Good Faith Effort Spreadsheet correspond to Good Faith Effort Activities 4, 6, 7, 8, 9, and 10, and should be included as part of Attachment 3 to the Good Faith Effort Documentation Form.

The MBE and/or WBE Firms contacted and identified in the Good Faith Effort Spreadsheet are not suitable to perform the work for the following sound business reasons. Price alone does not constitute a sound business reason unless the respondent can demonstrate that no reasonable price can be obtained from an MBE and/or WBE firm. This information is necessary to demonstrate Good Faith Effort Activity 6.

All MBE and WBE Contractors that submitted bids where considered. Those that were not included did not submit full scopes of work and were considerably higher priced than the lowest, responsible bidder.

DRY

EXHIBIT B - VENDOR PROPOSAL

Complete the Good Faith Effort Spreadsheet. Include as exhibits to the spreadsheet documentation supporting the information in the Good Faith Effort Spreadsheet. This form and the Good Faith Effort Spreadsheet correspond to Good Faith Effort Activities 4, 5, 7, 8, 9, and 10.

| Good Faith Effort Activity # | Subcontractor Name | Email Address | Telephone Number | Scope of Work | Contact Person | Classification (MBE/WBE) | QUOTE RECEIVED | Type of Contact/Date/Comments | Other Comments/Explanations | Exhibit |
|------------------------------|---------------------------------------|---------------------------------|------------------|----------------------------------|--------------------|---|---|---|--|---------|
| 4, 5, 7, 8, 9, 10 | 305 Brothers All in One | 305brothers@305brothers.biz.com | 305-331-1851 | Painting | Joyce Joseph | <input checked="" type="checkbox"/> MBE <input type="checkbox"/> WBE | <input type="checkbox"/> Yes <input type="checkbox"/> No | Emailed TRB on 3-9-2021 Called on 3-10-2021, discussed project Emailed Addendum #2 on 3-22-2021 Called on 3-23-2021, discussed project Called TRB on 3-9-2021 Emailed TRB on 3-9-2021 Called Chris Williams on 3-10-2021, discussed project Called Tim Gibbons on 3-22-2021, discussed project Called Chris Williams on 3-16-2021, discussed project Called TRB on 3-10-2021, discussed project Called Addendum #2 on 3-22-2021 Called on 3-23-2021, discussed project | | 1, 2 |
| 4, 5, 7, 8, 9, 10 | Anchor Construction Group | tim@anchorcon.com | 850-933-3446 | Concrete | Tim Gibbons | <input checked="" type="checkbox"/> MBE <input type="checkbox"/> WBE | <input type="checkbox"/> Yes <input type="checkbox"/> No | Emailed TRB on 3-9-2021 Called on 3-10-2021, discussed project Emailed Addendum #2 on 3-22-2021 Called on 3-23-2021, discussed project | | 1, 2 |
| 4, 5, 7, 8, 9, 10 | Florida Developers | marc@fladevelopers.com | 850-746-2028 | Site Work, Trucking | Mark Griffin | <input checked="" type="checkbox"/> MBE <input type="checkbox"/> WBE | <input type="checkbox"/> Yes <input type="checkbox"/> No | Emailed TRB on 3-9-2021 Called on 3-10-2021, discussed project Emailed Addendum #2 on 3-22-2021 Called on 3-23-2021, discussed project | | 1, 2 |
| 4, 5, 7, 8, 9, 10 | Florida Environmental & Land Service | ElvaPeppers@fls.com | 850-566-6213 | Environmental | Elva Peppers | <input checked="" type="checkbox"/> MBE <input type="checkbox"/> WBE | <input type="checkbox"/> Yes <input type="checkbox"/> No | Emailed TRB on 3-9-2021 Called on 3-10-2021, discussed project Emailed Addendum #2 on 3-22-2021 Called on 3-23-2021, discussed project | | 3 |
| 4, 5, 7, 8, 9, 10 | Hale Contracting, Inc. | ehale@halecontracting.com | 850-508-9590 | Site Work, Trucking | Del Tucker | <input type="checkbox"/> MBE <input checked="" type="checkbox"/> WBE | <input type="checkbox"/> Yes <input type="checkbox"/> No | Emailed TRB on 3-9-2021 Called Del Tucker on 3-22-2021, discussed project Forwarded email to Del on 3-23-2021 Called Del Tucker on 3-23-2021, discussed project | | 2, 4 |
| 4, 5, 7, 8, 9, 10 | Solomon Painting and Pressure Washing | solomonpainting@comcast.net | 850-264-2823 | Painting | Solomon Ford | <input checked="" type="checkbox"/> MBE <input type="checkbox"/> WBE | <input type="checkbox"/> Yes <input type="checkbox"/> No | Emailed TRB on 3-9-2021 Called on 3-10-2021 Called on 3-23-2021, Spoke with Solomon Emailed Addendum #2 on 3-23-2021 | Attempted to leave a message on the 10th, mailbox was full. | 5 |
| 4, 5, 7, 8, 9, 10 | VIP Painting, LLC | louiseno2014@gmail.com | 850-510-2397 | Concrete, Painting, ACT, Drywall | Jamie Quince-Henao | <input checked="" type="checkbox"/> MBE <input type="checkbox"/> WBE | <input type="checkbox"/> Yes <input type="checkbox"/> No | Emailed TRB on 3-9-2021 Called on 3-23-2021, left a message | Talked with Jamie about the project. He indicated he would not be able to bid due to his schedule. | 1, 2 |
| 4, 5, 7, 8, 9, 10 | Banneman Landscape | lindahunhaa@comcast.net | 850-524-4444 | Landscaping | Linda Hunhaa | <input type="checkbox"/> MBE <input checked="" type="checkbox"/> WBE | <input type="checkbox"/> Yes <input type="checkbox"/> No | Emailed TRB on 3-9-2021 Called Linda on 3-10-2021, discussed project Emailed Addendum #2 on 3-22-2021 Sent in RFB to Leon Colvin from Linda on 3-23-2021 | | 1, 2, 6 |



From: [Zachary Joanos](#)
To: [Don Horne](#)
Bcc: [yvonne@fldevelopers.com](#); [info@bannermanlandscape.com](#); [benenson@concreteservicesunlimited.com](#); [cj@concreteservicesunlimited.com](#); [rlwillia_16@yahoo.com](#); [rlwilliam_16@yahoo.com](#); [Tim Gibbens](#); [Chris Wilson](#); [marcomejia2002@yahoo.com](#); [jofree@305brothersbiz.com](#); [jquiceno2014@gmail.com](#); [johnthepainter@embarqmail.com](#); [solomonpainting@comcast.net](#);

Subject: ITB Leon County Apalachee Park Entrance and Other Amenities
Date: Tuesday, March 9, 2021 11:07:00 AM
Attachments: [ITB Cover Sheet Apalachee Park Entrance.pdf](#)

Good Morning,

Shaffield Building Specialties, Inc. invites you to provide your cost proposal for the Leon County Apalachee Regional Park Entrance and Other Amenities Project. All proposals are due to us no later than 2:00 pm on 25 March, 2021. All project documents can be accessed at the below link:

[Leon County Apalachee Park Entrance](#)

There is a scheduled site visit with Leon county at 10:00 am (EST) on 10 March, 2021. The site is located at 7550 Apalachee Parkway, Tallahassee, FL 32311.

This is a Minority, Women, Small Business Enterprise (MWSBE) designated project. Target goals for the project are 14% MBE and 9% WBE.

Please respond with email confirmation of receipt and intent to bid. Any questions, please feel free to contact us.

Very Respectfully,
Zachary Joanos
Project Manager

Shaffield Building Specialties, Inc.
<https://www.shaffieldbuilding.com>
1515-2 Henway Court
Tallahassee, FL. 32303
C: 850-518-4282
zjoanos@shaffieldbuilding.com

From: [Zachary Joanos](#)
To: [Don Horne](#)
Bcc: "c.hale@halecontracting.net"; "info@bannermanlandscape.com"; "benson@concreteservicesunlimited.com"; "cj@concreteservicesunlimited.com"; "rlwillia_16@yahoo.com"; "Tim Gibbens"; "Chris Wilson"; "marcomejia2002@yahoo.com"; "Ashley Leming"; "Shane Smith"; "ksmall@tallawelding.com"; "jofree@305brothersbiz.com"; "iquiceno2014@gmail.com"; "johnthepainter@embarqemail.com"; "marc@fldevelopers.com"; "solomonpainting@comcast.net
Apalachee Regional Park Entrance Addendum #2 and updated Bid Table
Monday, March 22, 2021 11:40:00 AM
[Addendum #2.pdf](#)

Subject:
Date:
Attachments:

Good Morning,

Leon County has issued Addendum #2 for the Apalachee Regional Park Entrance and Other Misc. Improvements Project. This addendum updates quantities on the Bid Table and referenced plan sheets (see attached).

Shaffield Building Specialties, Inc. has uploaded an editable copy of the Bid Table in an excel format to our share drive. The Bid Table has been updated to reflect the quantities with Addendum #2. All updated documents can be accessed at the below link:

[Leon County Apalachee Park Entrance](#)

Any questions, please feel free to contact us.

Very Respectfully,
Zachary Joanos
Project Manager

Shaffield Building Specialties, Inc.
<https://www.shaffieldbuilding.com>
1515-2 Henway Court
Tallahassee, FL. 32303
C: 850-518-4282
zjoanos@shaffieldbuilding.com

EXHIBIT 2

From: [Zachary Joanos](#)
To: [Elva Peppers](#)
Subject: FW: ITB Leon County Apalachee Park Entrance and Other Amenities
Date: Thursday, March 11, 2021 10:32:00 AM
Attachments: [ITB Cover Sheet Apalachee Park Entrance.pdf](#)

EXHIBIT 3

Good Morning Elva,

Shaffield Building Specialties, Inc. invites you to provide your cost proposal for the Leon County Apalachee Regional Park Entrance and Other Amenities Project. All proposals are due to us no later than 2:00 pm on 25 March, 2021. All project documents can be accessed at the below link:

[Leon County Apalachee Park Entrance](#)

The site is located at 7550 Apalachee Parkway, Tallahassee, FL 32311.

This is a Minority, Women, Small Business Enterprise (MWSBE) designated project. Target goals for the project are 14% MBE and 9% WBE.

Please respond with email confirmation of receipt and intent to bid. Any questions, please feel free to contact us.

Very Respectfully,
Zachary Joanos
Project Manager

Shaffield Building Specialties, Inc.
<https://www.shaffieldbuilding.com>
1515-2 Henway Court
Tallahassee, FL. 32303
C: 850-518-4282
zjoanos@shaffieldbuilding.com

From: [Zachary Joanos](#)
To: d.tucker@halecontracting.net
Subject: FW: ITB Leon County Apalachee Park Entrance and Other Amenities
Date: Monday, March 22, 2021 2:44:00 PM
Attachments: [ITB Cover Sheet Apalachee Park Entrance.pdf](#)

EXHIBIT 4

Del,

See below and attached for our ITB on the Apalachee Regional Park Entrance project.

Very Respectfully,
Zachary Joanos
Project Manager

Shaffield Building Specialties, Inc.
<https://www.shaffieldbuilding.com>
1515-2 Henway Court
Tallahassee, FL 32303
C: 850-518-4282
zjoanos@shaffieldbuilding.com

From: Zachary Joanos
Sent: Thursday, March 18, 2021 9:50 AM
To: c.hale@halecontracting.net
Subject: ITB Leon County Apalachee Park Entrance and Other Amenities

Good Morning Christi,

Shaffield Building Specialties, Inc. invites you to provide your cost proposal for the Leon County Apalachee Regional Park Entrance and Other Amenities Project. All proposals are due to us no later than 2:00 pm on 25 March, 2021. All project documents can be accessed at the below link:

[Leon County Apalachee Park Entrance](#)

The site is located at 7550 Apalachee Parkway, Tallahassee, FL 32311.

This is a Minority, Women, Small Business Enterprise (MWSBE) designated project. Target goals for the project are 14% MBE and 9% WBE.

Please respond with email confirmation of receipt and intent to bid. Any questions, please feel free to contact us.

Very Respectfully,
Zachary Joanos
Project Manager

From: [Zachary Joanos](#)
To: solomonpainting@comcast.net
Subject: FW: Apalachee Regional Park Entrance Addendum #2 and updated Bid Table
Date: Tuesday, March 23, 2021 3:30:00 PM
Attachments: [Addendum #2.pdf](#)

EXHIBIT 5

Solomon,
Please see below in reference to the Apalachee Regional Park Entrance Project. The original ITB was sent on the 9th.

Very Respectfully,
Zachary Joanos
Project Manager

Shaffield Building Specialties, Inc.
<https://www.shaffieldbuilding.com>
1515-2 Henway Court
Tallahassee, FL. 32303
C: 850-518-4282
zjoanos@shaffieldbuilding.com

From: Zachary Joanos
Sent: Monday, March 22, 2021 11:41 AM
To: Don Horne <dhorne@shaffieldbuilding.com>
Subject: Apalachee Regional Park Entrance Addendum #2 and updated Bid Table

Good Morning,

Leon County has issued Addendum #2 for the Apalachee Regional Park Entrance and Other Misc. Improvements Project. This addendum updates quantities on the Bid Table and referenced plan sheets (see attached).

Shaffield Building Specialties, Inc. has uploaded an editable copy of the Bid Table in an excel format to our share drive. The Bid Table has been updated to reflect the quantities with Addendum #2. All updated documents can be accessed at the below link:

[Leon County Apalachee Park Entrance](#)

Any questions, please feel free to contact us.

Very Respectfully,
Zachary Joanos
Project Manager

From: [Zachary Joanos](mailto:Zachary.Joanos)
To: lindahunkiar@comcast.net
Subject: RE: Apalachee Regional Park Entrance Addendum #2 and updated Bid Table
Date: Monday, March 22, 2021 12:17:00 PM

EXHIBIT 6

Linda,
Thank you. Those are good questions. I will send them into the county asap.

Very Respectfully,
Zachary Joanos
Project Manager

Shaffield Building Specialties, Inc.
<https://www.shaffieldbuilding.com>
1515-2 Henway Court
Tallahassee, FL. 32303
C: 850-518-4282
zjoanos@shaffieldbuilding.com

From: lindahunkiar@comcast.net <lindahunkiar@comcast.net>
Sent: Monday, March 22, 2021 11:57 AM
To: Zachary Joanos <zjoanos@shaffieldbuilding.com>
Subject: RE: Apalachee Regional Park Entrance Addendum #2 and updated Bid Table

Hi Zachary,

I have a couple of questions.

The plans show
3 pond cypress 4" caliper
16 Dianella 1G
They are not on the bid tab

The plans show
Poplar Tulip 4" caliper
The bid tab shows 2" caliper

What is the line item that says 40% of landscape total all landscape beds and sod areas on the bid tab? Is that maintenance?

I also don't see a line item for irrigation.

Thanks,

Linda Hunkiar
Office 850-668-1189
Cell 850-524-4444

Bannerman Landscape
Residential & Commercial Services

DRAFT